


# LISTA DE APLICACIONES - BUYERS GUIDE

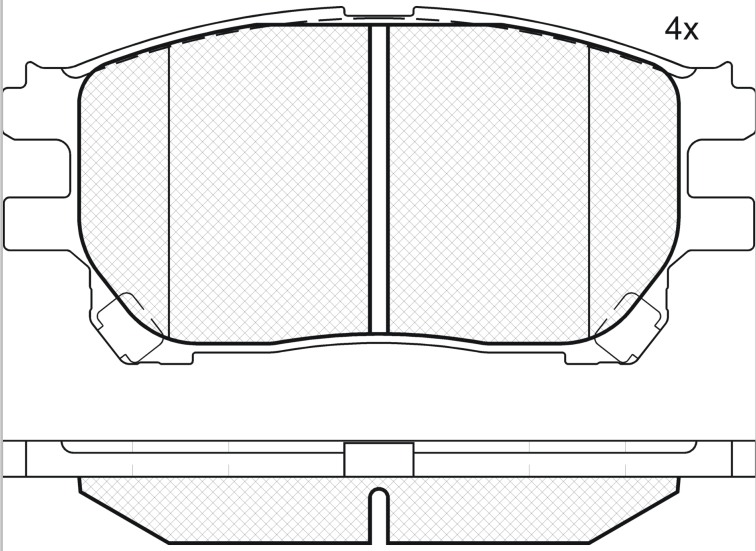
**181671**




8 424073 091390

Qty: 300      Weight: 1.745

O.E.M.	MAKE
04465-28490	TOYOTA



**181671**

 **90R-01111/1117**      Sumitomo

125.5x59.35x17

WVA
23759
MAKE
TOYOTA



Trac.	CC	Kw	CV		
					Front / Rear

## TOYOTA

### PREVIA II / ESTIMA / TARAGO (\_R3\_) 02.00-02.06

						MPV (Large MPV-M1 Segment)			
2.0	01/02-	Gasolina	FWD	1998	94	128	10.00-08.03	■	
2.4		Gasolina	FWD	2362	96	131	07.02-12.05	■	
2.4 Hybrid	01/06-	Gasolina	FWD	2362	96	131	10.05-01.06	■	
2.4 Hybrid		Gasolina	FWD	2362	96	131	10.05-01.06	■	
2.4 (ACR30) (2AZ-FE)	01/02-	Gasolina	FWD	2362	115	156	02.00-02.06	■	
2.4	01/06-	Gasolina	FWD	2362	125	170	10.05-01.06	■	
2.4	01/06-	Gasolina	FWD	2362	125	170	10.05-01.06	■	
2.4 (ACR30) (2AZ-FE)		Gasolina	FWD	2362	125	170	02.00-01.06	■	
2.4 4WD (ACR30) (2AZ-FE)		Gasolina	4WD	2362	125	170	02.00-01.06	■	
3.5 (ACR30)	01/06-	Gasolina	FWD	3456	206	280	02.00-01.06	■	
3.5 4WD	01/06-	Gasolina	4WD	3456	206	280	02.00-01.06	■	
2.0 D-4D (CLR30_, CLR30R) (1CD-FTV)	01/02-	Diesel	FWD	1995	85	116	03.01-01.06	■	

### PREVIA III / ESTIMA / TARAGO (\_R2\_, \_R5\_) 10.05-

						MPV (Large MPV-M1 Segment)			
2.4 Hybrid		Gasolina	FWD	2362	110	150	10.06-	■	