

LISTA DE APLICACIONES - BUYERS GUIDE

181674-208

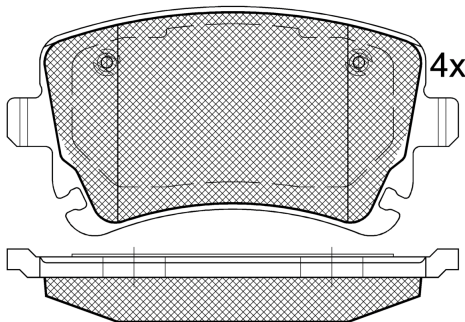


8 424073 150035

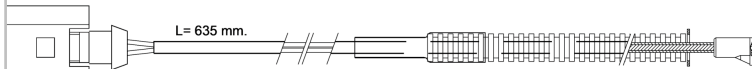
Qty: 944

Weight: 1.415

O.E.M.	MAKE
3D0 698 451	VW
3D0 698 451 A	VW
4E4 698 451	AUDI
4E4 698 451 A	AUDI
4F0 698 451 K	AUDI
7E0 698 451	VW
7E0 698 451 A	VW
7E0 698 451 B	VW
7H0 698 451	VW
7H0 698 451 B	VW
7H0 698 451 C	VW
JZW 698 451 K	VW




2x



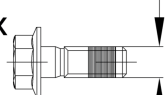
2-Ref. 610365

1x



1-Ref. 610366

4x



2-Ref. 690059

181674-208



90R-01110/715



Lucas - Girling

116.1x59.1x17.4

WVA	FMSI
23326	D1018-7921
23882	
23883	
MAKE	
AUDI	
AUDI (FAW)	
BENTLEY	
HONGQI	
SEAT	
VW	



Trac.	CC	Kw	CV
-------	----	----	----



Front / Rear

AUDI

A3 II Sportback (8PA) 09.04-12.15

Hatchback (Compact executive car-D Segment)

S3 quattro (CDLC)	-12/11	Gasolina	4WD	1984	188	256	07.08-03.13	■
S3 quattro (BHZ)	-12/11	Gasolina	4WD	1984	195	265	06.08-03.13	■
S3 quattro (CDLA)	-12/11	Gasolina	4WD	1984	195	265	06.08-03.13	■

A4 II B6 (8H7) 01.02-12.09

Convertible (Compact executive car-D Segment)

1.8 T (BFB)	discØ 300	Gasolina	FWD	1781	120	163	07.02-12.05	■
1.8 T quattro (BFB)	discØ 300	Gasolina	4WD	1781	120	163	05.03-12.05	■
2.0 (ALT)	discØ 300	Gasolina	FWD	1984	96	130	09.04-12.05	■
2.4 (AMM)	discØ 300	Gasolina	FWD	2393	120	163	04.02-12.05	■
2.4 (BDV)	discØ 300	Gasolina	FWD	2393	125	170	04.02-12.05	■
3.0 (BBJ)	discØ 300	Gasolina	FWD	2976	160	218	04.02-12.05	■
3.0 (ASN)	discØ 300	Gasolina	FWD	2976	162	220	04.02-12.05	■
3.0 (AVK)	discØ 300	Gasolina	FWD	2976	162	220	04.02-12.05	■
3.0 (BGN)	discØ 300	Gasolina	FWD	2976	162	220	04.02-12.05	■
3.0 quattro (ASN)	discØ 300	Gasolina	4WD	2976	162	220	05.03-12.05	■
3.0 quattro (AVK)	discØ 300	Gasolina	4WD	2976	162	220	05.03-12.05	■
3.0 quattro (BGN)	discØ 300	Gasolina	4WD	2976	162	220	05.03-12.05	■
S4 quattro (BBK)	PR 1KE, PR 1LJ	Gasolina	4WD	4163	253	344	03.04-12.05	■
S4 quattro (BHF)	PR 1KE, PR 1LJ	Gasolina	4WD	4163	253	344	03.04-12.05	■
2.5 TDI (BCZ)	discØ 300	Diesel	FWD	2496	120	163	08.02-12.05	■
2.5 TDI (BDG)	discØ 300	Diesel	FWD	2496	120	163	08.02-12.05	■
2.5 TDI (BFC)	discØ 300	Diesel	FWD	2496	120	163	08.02-12.05	■

LISTA DE APLICACIONES - BUYERS GUIDE

A4 II B6 (8E2) 11.00-12.05					Saloon (Compact executive car-D Segment)			
S4 quattro (APB)	PR 1KE	Gasolina	4WD	2671	176	253	01.02-12.05	■
S4 quattro (APB)	PR 1KE	Gasolina	4WD	2671	187	254	01.02-12.02	■
S4 quattro (BBK)	PR 1KE	Gasolina	4WD	4163	253	344	03.03-12.04	■
S4 quattro (BHF)	PR 1KE	Gasolina	4WD	4163	253	344	03.03-12.04	■
A4 II B6 Avant (8E5) 02.00-12.05					Estate (Compact executive car-D Segment)			
2.7 S4 quattro (APB)	PR 1KE	Gasolina	4WD	2671	187	254	04.01-12.02	■
S4 quattro (BBK)	PR 1KE	Gasolina	4WD	4163	253	344	03.03-12.04	■
S4 quattro (BHF)	PR 1KE	Gasolina	4WD	4163	253	344	03.03-12.04	■
A4 III B7 Avant (8ED) 11.04-11.08					Estate (Compact executive car-D Segment)			
1.6 (ALZ)	discØ 300, PR 1KE	Gasolina	FWD	1595	75	102	11.04-06.08	■
1.8 T (BFB)	discØ 300, PR 1KE	Gasolina	FWD	1781	120	163	11.04-06.08	■
1.8 T quattro (BFB)	discØ 300, PR 1KE	Gasolina	4WD	1781	120	163	11.04-06.08	■
2.0 (ALT)	discØ 300, PR 1KE	Gasolina	FWD	1984	96	130	11.04-06.08	■
2.0 FSI		Gasolina	FWD	1984	110	150	01.05-07.05	■
2.0 TFSI (BPJ)	discØ 300, PR 1KE	Gasolina	FWD	1984	125	170	10.06-06.08	■
2.0 TFSI (BYK)	discØ 300, PR 1KE	Gasolina	FWD	1984	125	170	10.06-06.08	■
2.0 TFSI (BGB)	discØ 300, PR 1KE	Gasolina	FWD	1984	147	200	11.04-06.08	■
2.0 TFSI (BPG)	discØ 300, PR 1KE	Gasolina	FWD	1984	147	200	11.04-06.08	■
2.0 TFSI (BWE)	discØ 300, PR 1KE	Gasolina	FWD	1984	147	200	11.04-06.08	■
2.0 TFSI quattro (BGB)	discØ 300, PR 1KE	Gasolina	4WD	1984	147	200	11.04-06.08	■
2.0 TFSI quattro (BPG)	discØ 300, PR 1KE	Gasolina	4WD	1984	147	200	11.04-06.08	■
2.0 TFSI quattro (BWE)	discØ 300, PR 1KE	Gasolina	4WD	1984	147	200	11.04-06.08	■
2.0 TFSI quattro (BWT)	discØ 300, PR 1KE	Gasolina	4WD	1984	147	200	11.04-06.08	■
2.0 TFSI (BUL)	discØ 300, PR 1KE	Gasolina	FWD	1984	162	220	06.05-06.08	■
2.0 TFSI quattro (BUL)	discØ 300, PR 1KE	Gasolina	4WD	1984	162	220	06.05-06.08	■
3.0 (BBJ)	discØ 300, PR 1KE	Gasolina	FWD	2976	160	218	11.04-05.06	■
3.0 quattro (BBJ)	discØ 300, PR 1KE	Gasolina	4WD	2976	160	218	11.04-07.06	■
3.2 FSI (AUK)	-12/07, discØ 300, PR 1KE	Gasolina	FWD	3123	188	255	01.05-06.08	■
3.2 FSI quattro (AUK)	-12/07, 01/06-, discØ 300, PR 1KE	Gasolina	4WD	3123	188	255	01.05-06.08	■
3.2 FSI quattro (BKH)	-12/07, 01/06-, discØ 300, PR 1KE	Gasolina	4WD	3123	188	255	01.05-06.08	■
S4 quattro (BBK)	-12/07, PR 1KE	Gasolina	4WD	4163	253	344	11.04-06.08	■
S4 quattro (BHF)	-12/07, PR 1KE	Gasolina	4WD	4163	253	344	11.04-06.08	■
RS4 quattro (BNS)	-12/07, discØ 324, PR 1KY	Gasolina	4WD	4163	309	420	09.05-06.08	■
1.9 TDI (BKE)	discØ 300, PR 1KE	Diesel	FWD	1896	85	116	11.04-06.08	■
1.9 TDI (BRB)	discØ 300, PR 1KE	Diesel	FWD	1896	85	116	11.04-06.08	■
2.0 TDI (BVF)	discØ 300, PR 1KE	Diesel	FWD	1968	93	126	11.05-11.06	■
2.0 TDI (BNA)	discØ 300, PR 1KE	Diesel	FWD	1968	100	136	11.04-06.08	■
2.0 TDI (BRF)	discØ 300, PR 1KE	Diesel	FWD	1968	100	136	11.04-06.08	■
2.0 TDI (BPW)	discØ 300, PR 1KE	Diesel	FWD	1968	103	140	11.04-06.08	■
2.0 TDI 16V (BLB)	discØ 300, PR 1KE	Diesel	FWD	1968	103	140	11.04-06.08	■
2.0 TDI 16V (BRE)	discØ 300, PR 1KE	Diesel	FWD	1968	103	140	11.04-06.08	■
2.0 TDI quattro (BPW)	discØ 300, PR 1KE	Diesel	4WD	1968	103	140	01.06-06.08	■
2.0 TDI (BRD)	discØ 300, PR 1KE	Diesel	FWD	1968	125	170	06.06-06.08	■
2.0 TDI quattro (BRD)	discØ 300, PR 1KE	Diesel	4WD	1968	125	170	06.06-06.08	■
2.5 TDI (BDG)	discØ 300, PR 1KE	Diesel	FWD	2496	120	163	11.04-05.06	■
2.7 TDI (BSG)	01/06-, discØ 300, PR 1KE	Diesel	FWD	2698	120	163	11.05-03.08	■
2.7 TDI (BPP)	discØ 300, PR 1KE	Diesel	FWD	2698	132	180	01.06-06.08	■
3.0 TDI quattro (BKN)	-12/07, discØ 300, PR 1KE	Diesel	4WD	2967	150	204	11.04-06.08	■

LISTA DE APLICACIONES - BUYERS GUIDE

3.0 TDI quattro (ASB)	discØ 300, PR 1KE	Diesel	4WD	2967	171	233	01.06-06.08	■
A4 III B7 (8HE) 01.02-01.10					Convertible (Compact executive car-D Segment)			
2.0 TFSI 16V (BWE)	discØ 300	Gasolina	FWD	1984	147	200	01.06-03.09	■
2.0 TFSI 16V (BWT)	discØ 300	Gasolina	FWD	1984	147	200	01.06-03.09	■
3.2 FSI (AUK)	discØ 300	Gasolina	FWD	3123	188	255	01.06-03.09	■
3.2 FSI quattro (AUK)	discØ 300	Gasolina	4WD	3123	188	255	01.06-03.09	■
3.2 FSI quattro (BKH)	discØ 300	Gasolina	4WD	3123	188	255	01.06-03.09	■
S4 quattro	discØ 300, PR 1KE	Gasolina	4WD	4163	253	344	11.05-03.09	■
RS4 quattro (BNS)	01/07-, discØ 324, PR 1KY	Gasolina	4WD	4163	309	420	02.06-12.08	■
2.0 TDI (BRC)	discØ 300	Diesel	FWD	1968	100	136	01.06-03.09	■
2.0 TDI (BPW)	discØ 300	Diesel	FWD	1968	103	140	01.06-03.09	■
2.7 TDI (BPP)	discØ 300	Diesel	FWD	2698	132	180	06.06-03.09	■
3.0 TDI quattro (BKN)	discØ 300	Diesel	4WD	2967	150	204	01.06-03.09	■
3.0 TDI quattro (ASB)	-12/08, discØ 300	Diesel	4WD	2967	171	233	01.06-03.09	■
A4 III B7 (8EC) 11.04-01.09					Saloon (Compact executive car-D Segment)			
1.6 (ALZ)	discØ 300, PR 1KE	Gasolina	FWD	1595	75	102	11.04-06.08	■
1.8 T (BFB)	discØ 300, PR 1KE	Gasolina	FWD	1781	120	163	11.04-06.08	■
1.8 T quattro (BFB)	discØ 300, PR 1KE	Gasolina	4WD	1781	120	163	11.04-06.08	■
2.0 (ALT)	discØ 300, PR 1KE	Gasolina	FWD	1984	96	130	11.04-06.08	■
2.0 TFSI (BPJ)	discØ 300, PR 1KE	Gasolina	FWD	1984	125	170	10.06-06.08	■
2.0 TFSI (BYK)	discØ 300, PR 1KE	Gasolina	FWD	1984	125	170	10.06-06.08	■
2.0 TFSI (BGB)	discØ 300, PR 1KE	Gasolina	FWD	1984	147	200	11.04-06.08	■
2.0 TFSI (BPG)	discØ 300, PR 1KE	Gasolina	FWD	1984	147	200	11.04-06.08	■
2.0 TFSI (BWE)	discØ 300, PR 1KE	Gasolina	FWD	1984	147	200	11.04-06.08	■
2.0 TFSI (BWT)	discØ 300, PR 1KE	Gasolina	FWD	1984	147	200	11.04-06.08	■
2.0 TFSI quattro (BGB)	PR 1KE, discØ 300	Gasolina	4WD	1984	147	200	11.04-06.08	■
2.0 TFSI quattro (BPG)	PR 1KE, discØ 300	Gasolina	4WD	1984	147	200	11.04-06.08	■
2.0 TFSI quattro (BWE)	PR 1KE, discØ 300	Gasolina	4WD	1984	147	200	11.04-06.08	■
2.0 TFSI quattro (BWT)	PR 1KE, discØ 300	Gasolina	4WD	1984	147	200	11.04-06.08	■
2.0 TFSI (BUL)	discØ 300, PR 1KE	Gasolina	FWD	1984	162	220	06.05-06.08	■
2.0 TFSI quattro (BUL)	discØ 300, PR 1KE	Gasolina	4WD	1984	162	220	06.05-06.08	■
3.0 (BBJ)		Gasolina	FWD	2976	160	218	11.04-05.06	■
3.0 quattro (BBJ)		Gasolina	4WD	2976	160	218	11.04-07.06	■
3.2 FSI (AUK)	-12/07, discØ 300, PR 1KE	Gasolina	FWD	3123	188	255	01.05-06.08	■
3.2 FSI quattro (AUK)	-12/07, discØ 300, PR 1KE	Gasolina	4WD	3123	188	255	01.05-06.08	■
3.2 FSI quattro (BKH)	-12/07, discØ 300, PR 1KE	Gasolina	4WD	3123	188	255	01.05-06.08	■
S4 quattro (BBK)	-12/07, discØ 300, PR 1KE	Gasolina	4WD	4163	253	344	11.04-06.08	■
S4 quattro (BHF)	-12/07, discØ 300, PR 1KE	Gasolina	4WD	4163	253	344	11.04-06.08	■
RS4 quattro (BNS)	-12/07, discØ 324, PR 1KY	Gasolina	4WD	4163	309	420	09.05-06.08	■
1.9 TDI (BKE)	discØ 300, PR 1KE	Diesel	FWD	1896	85	116	11.04-06.08	■
1.9 TDI (BRB)	discØ 300, PR 1KE	Diesel	FWD	1896	85	116	11.04-06.08	■
2.0 TDI (BVG)		Diesel	FWD	1968	89	121	09.05-09.06	■
2.0 TDI (BVF)	discØ 300, PR 1KE	Diesel	FWD	1968	93	126	11.05-11.06	■
2.0 TDI (BNA)	discØ 300, PR 1KE	Diesel	FWD	1968	100	136	11.04-06.08	■
2.0 TDI (BRF)	discØ 300, PR 1KE	Diesel	FWD	1968	100	136	11.04-06.08	■
2.0 TDI (BPW)	discØ 300, PR 1KE	Diesel	FWD	1968	103	140	11.04-06.08	■
2.0 TDI 16V (BLB)	discØ 300, PR 1KE	Diesel	FWD	1968	103	140	11.04-06.08	■
2.0 TDI 16V (BRE)	discØ 300, PR 1KE	Diesel	FWD	1968	103	140	11.04-06.08	■
2.0 TDI quattro (BPW)	discØ 300, PR 1KE	Diesel	4WD	1968	103	140	01.06-06.08	■
2.0 TDI (BRD)		Diesel	FWD	1968	125	170	06.06-06.08	■

LISTA DE APLICACIONES - BUYERS GUIDE

2.0 TDI quattro (BRD)	discØ 300, PR 1KE	Diesel	4WD	1968	125	170	06.06-06.08	■
2.5 TDI (BDG)	discØ 300, PR 1KE	Diesel	FWD	2496	120	163	11.04-05.06	■
2.7 TDI (BSG)	discØ 300, PR 1KE	Diesel	FWD	2698	120	163	11.05-06.08	■
2.7 TDI (BPP)	discØ 300, PR 1KE	Diesel	FWD	2698	132	180	01.06-06.08	■
3.0 TDI quattro (BKN)	-12/07, discØ 300, PR 1KE	Diesel	4WD	2967	150	204	11.04-06.08	■
3.0 TDI quattro (ASB)	-12/07, discØ 300, PR 1KE	Diesel	4WD	2967	171	233	01.06-06.08	■
A6 II (U.S.A. C5) 09.95-12.04					Saloon (Executive car-E Segment)			
3.2 24V	01/06-	Gasolina	FWD	3195			09.95-	■
3.2 24V Quattro	01/05-	Gasolina	FWD	3195			09.95-	■
3.2 24V Quattro	01/06-	Gasolina	FWD	3195			09.95-	■
A6 II C5 Avant (4B5) 11.97-01.06					Estate (Executive car-E Segment)			
RS6 quattro (BCY)	PR 1KY, PR 1KZ	Gasolina	4WD	4172	331	450	07.02-01.05	■
RS6 plus quattro (BRV)	PR 1KY, PR 1KZ	Gasolina	4WD	4172	353	480	04.04-01.05	■
A6 II C5 (4B2) 01.97-12.05					Saloon (Executive car-E Segment)			
RS6 quattro (BCY)	PR 1KY, PR 1KZ	Gasolina	4WD	4172	331	450	07.02-01.05	■
A6 III C6 Avant (4F5) 11.04-08.11					Estate (Executive car-E Segment)			
2.0 TFSI (BPJ)	discØ 330, PR 1KW, PR 2EE, PR 2EL	Gasolina	FWD	1984	125	170	06.05-08.11	■
2.4 (BDW)	discØ 330, PR 1KW, PR 2EE	Gasolina	FWD	2393	130	177	03.05-10.08	■
2.4 quattro (BDW)	discØ 330, PR 1KW, PR 2EE	Gasolina	4WD	2393	130	177	03.05-10.08	■
2.8 FSI (CCDA)	discØ 330, PR 1KW, PR 2EE, PR 2EL	Gasolina	FWD	2773	140	190	10.08-08.11	■
2.8 FSI quattro (CCDA)	discØ 330, PR 1KW, PR 2EE, PR 2EL	Gasolina	4WD	2773	140	190	10.08-08.11	■
2.8 FSI (BDX)	discØ 330, PR 1KW, PR 2EE	Gasolina	FWD	2773	154	210	11.06-10.08	■
2.8 FSI quattro (BDX)	discØ 330, PR 1KW, PR 2EE	Gasolina	4WD	2773	154	210	06.07-10.08	■
2.8 FSI (CCEA)	discØ 330, PR 1KW, PR 2EE, PR 2EL	Gasolina	FWD	2773	162	220	10.08-08.11	■
2.8 FSI quattro (CCEA)	discØ 330, PR 1KW, PR 2EE, PR 2EL	Gasolina	4WD	2773	162	220	10.08-08.11	■
3.0 (BBJ)	discØ 330, PR 1KW, PR 2EE	Gasolina	FWD	2976	160	218	03.05-05.06	■
3.0 quattro (BBJ)	discØ 330, PR 1KW, PR 2EE	Gasolina	4WD	2976	160	218	03.05-05.06	■
3.0 TFSI quattro (CAJA)	discØ 330, PR 1KW, PR 2EE, PR 2EL	Gasolina	4WD	2995	213	290	10.08-08.11	■
3.0 TFSI quattro (CCAA)	discØ 330, PR 1KW, PR 2EE, PR 2EL	Gasolina	4WD	2995	220	299	10.08-08.11	■
3.2 FSI (AUK)	discØ 330, PR 1KW, PR 2EE	Gasolina	FWD	3123	188	255	03.05-10.08	■
3.2 FSI quattro (AUK)	discØ 330, PR 1KW, PR 2EE	Gasolina	4WD	3123	188	255	03.05-10.08	■
3.2 FSI quattro (BKH)	discØ 330, PR 1KW, PR 2EE	Gasolina	4WD	3123	188	255	03.05-10.08	■
4.2 quattro (BAT)	discØ 330, PR 1KW, PR 2EE	Gasolina	4WD	4163	246	335	03.05-05.06	■
4.2 FSI quattro (BVJ)	discØ 330, PR 1KW, PR 2EE, PR 2EL	Gasolina	4WD	4163	257	350	06.06-08.11	■
RS6 quattro (BUH)	not ceramic brakes, PR 1KJ, PR 1KK	Gasolina	4WD	4991	426	580	04.08-08.10	■
S6 quattro (BXA)	discØ 330, PR 1KW, PR 2EE, PR 2EL	Gasolina	4WD	5204	320	435	03.06-08.11	■
2.0 TDI (BVG)	discØ 330, PR 1KW, PR 2EE	Diesel	FWD	1968	89	121	09.05-06.06	■
2.0 TDI (BNA)	discØ 330, PR 1KW, PR 2EE, PR 2EL	Diesel	FWD	1968	100	136	06.05-08.11	■
2.0 TDI (BRF)	discØ 330, PR 1KW, PR 2EE, PR 2EL	Diesel	FWD	1968	100	136	06.05-08.11	■
2.0 TDI (CAGB)	discØ 330, PR 1KW, PR 2EE, PR 2EL	Diesel	FWD	1968	100	136	06.05-08.11	■
2.0 TDI (BLB)	discØ 330, PR 1KW, PR 2EE	Diesel	FWD	1968	103	140	06.05-10.08	■
2.0 TDI (BRE)	discØ 330, PR 1KW, PR 2EE	Diesel	FWD	1968	103	140	06.05-10.08	■
2.0 TDI (CAHB)	PR 1KW, PR 2EE, PR 2EL	Diesel	FWD	1968	120	163	04.09-08.11	■
2.0 TDI (CAHA)	discØ 330, PR 1KW, PR 2EE, PR 2EL	Diesel	FWD	1968	125	170	10.08-08.11	■

LISTA DE APLICACIONES - BUYERS GUIDE

2.7 TDI (BSG)	discØ 330, PR 1KW, PR 2EE	Diesel	FWD	2698	120	163	03.05-08.11	■
2.7 TDI (CANB)	discØ 330, PR 1KW, PR 2EE	Diesel	FWD	2698	120	163	03.05-08.11	■
2.7 TDI quattro (BSG)	discØ 330, PR 1KW, PR 2EE, PR 2EL	Diesel	4WD	2698	120	163	06.05-08.11	■
2.7 TDI quattro (CAND)	discØ 330, PR 1KW, PR 2EE, PR 2EL	Diesel	4WD	2698	120	163	06.05-08.11	■
2.7 TDI (BPP)	discØ 330, PR 1KW, PR 2EE, PR 2EL	Diesel	FWD	2698	132	180	03.05-10.08	■
2.7 TDI quattro (BPP)	discØ 330, PR 1KW, PR 2EE	Diesel	4WD	2698	132	180	11.04-10.08	■
2.7 TDI (CANA)	discØ 330, PR 1KW, PR 2EE, PR 2EL	Diesel	FWD	2698	140	190	10.08-08.11	■
2.7 TDI quattro (CANC)	discØ 330, PR 1KW, PR 2EE, PR 2EL	Diesel	4WD	2698	140	190	10.08-08.11	■
3.0 TDI quattro (BNG)	discØ 330, PR 1KW, PR 2EE, PR 2EL	Diesel	4WD	2967	155	211	03.05-08.11	■
3.0 TDI quattro (CDYB)	discØ 330, PR 1KW, PR 2EE, PR 2EL	Diesel	4WD	2967	155	211	03.05-08.11	■
3.0 TDI quattro (BMK)	discØ 330, PR 1KW, PR 2EE	Diesel	4WD	2967	165	225	03.05-05.06	■
3.0 TDI		Diesel	FWD	2967	171	232	06.06-08.11	■
3.0 TDI quattro (ASB)	discØ 330, PR 1KW, PR 2EE	Diesel	4WD	2967	171	233	06.06-10.08	■
3.0 TDI quattro (CDYA)	discØ 330, PR 1KW, PR 2EE, PR 2EL	Diesel	4WD	2967	176	240	10.08-08.11	■
3.0 TDI quattro (CDYC)	discØ 330, PR 1KW, PR 2EE, PR 2EL	Diesel	4WD	2967	176	240	10.08-08.11	■
A6 III Allroad C6 (4FH) 03.06-08.11					Estate (Executive car-E Segment)			
3.0 TFSI quattro (CAJA)	elec.brake detention, discØ 330, PR 1KW	Gasolina	4WD	2995	213	290	10.08-08.11	■
3.2 FSI quattro (AUK)	elec.brake detention, discØ 330, PR 1KW	Gasolina	4WD	3123	188	255	05.06-10.08	■
4.2 FSI quattro (BVJ)	elec.brake detention, discØ 330, PR 1KW	Gasolina	4WD	4163	257	350	05.06-12.10	■
2.7 TDI quattro (BSG)	elec.brake detention, discØ 330, PR 1KW	Diesel	4WD	2698	120	163	05.06-08.11	■
2.7 TDI quattro (CAND)	elec.brake detention, discØ 330, PR 1KW	Diesel	4WD	2698	120	163	05.06-08.11	■
2.7 TDI quattro (BPP)	elec.brake detention, discØ 330, PR 1KW	Diesel	4WD	2698	132	180	03.06-10.08	■
2.7 TDI quattro (CANC)	elec.brake detention, discØ 330, PR 1KW	Diesel	4WD	2698	140	190	10.08-08.11	■
3.0 TDI quattro (BNG)	elec.brake detention, discØ 330, PR 1KW	Diesel	4WD	2967	155	211	05.06-08.11	■
3.0 TDI quattro (CDYB)	elec.brake detention, discØ 330, PR 1KW	Diesel	4WD	2967	155	211	05.06-08.11	■
3.0 TDI quattro (ASB)	elec.brake detention, discØ 330, PR 1KW	Diesel	4WD	2967	171	233	05.06-10.08	■
3.0 TDI quattro (CDYA)	elec.brake detention, discØ 330, PR 1KW	Diesel	4WD	2967	176	240	10.08-08.11	■
3.0 TDI quattro (CDYC)	elec.brake detention, discØ 330, PR 1KW	Diesel	4WD	2967	176	240	10.08-08.11	■
A6 III Avant (U.S.A. C6) 09.03-12.11					Estate (Executive car-E Segment)			
4.2 RS6 Quattro	01/03-	Gasolina	FWD	4195	331	450	09.03-	■
A6 III C6 (4F2) 04.04-08.11					Saloon (Executive car-E Segment)			
2.0 TFSI (BPJ)	PR 1KW, PR 2EE, PR 2EL	Gasolina	FWD	1984	125	170	06.05-03.11	■
2.0 TFSI (BYK)	PR 1KW, PR 2EE, PR 2EL	Gasolina	FWD	1984	125	170	06.05-03.11	■
2.4 (BDW)	discØ 330, PR 1KW, PR 2EE	Gasolina	FWD	2393	130	177	05.04-10.08	■
2.4 quattro (BDW)	PR 1KW, PR 2EE	Gasolina	4WD	2393	130	177	01.05-10.08	■
2.8 V6	discØ 330, PR 1KW, PR 2EE	Gasolina	FWD	2771	142	193	07.08-10.08	■
2.8 V6 (AHA)	PR 1KW, PR 2EE	Gasolina	FWD	2771	142	193	07.08-10.08	■
2.8 FSI (CCDA)	discØ 330, PR 1KW, PR 2EE, PR 2EL	Gasolina	FWD	2773	140	190	10.08-03.11	■
2.8 FSI quattro (CCDA)	PR 1KW, PR 2EE, PR 2EL	Gasolina	4WD	2773	140	190	10.08-03.11	■
2.8 FSI (BDX)	discØ 330, PR 1KW, PR 2EE	Gasolina	FWD	2773	154	210	11.06-10.08	■

LISTA DE APLICACIONES - BUYERS GUIDE

2.8 FSI quattro (BDX)	PR 1KW, PR 2EE	Gasolina	4WD	2773	154	210	06.07-10.08	■
2.8 FSI (CCEA)	discØ 330, PR 1KW, PR 2EE, PR 2EL	Gasolina	FWD	2773	162	220	10.08-03.11	■
2.8 FSI quattro (CCEA)	PR 1KW, PR 2EE, PR 2EL	Gasolina	4WD	2773	162	220	10.08-03.11	■
3.0 (BBJ)	PR 1KW, PR 2EE	Gasolina	FWD	2976	160	218	08.04-05.06	■
3.0 quattro (BBJ)	PR 1KW, PR 2EE	Gasolina	4WD	2976	160	218	05.04-05.06	■
3.0 TFSI quattro (CAJA)	discØ 330, PR 1KW, PR 2EE, PR 2EL	Gasolina	4WD	2995	213	290	10.08-03.11	■
3.0 TFSI quattro (CCAA)	PR 1KW, PR 2EE, PR 2EL	Gasolina	4WD	2995	220	299	10.08-03.11	■
3.2 FSI quattro (BYU)	discØ 330, PR 1KW, PR 2EE	Gasolina	4WD	3123	183	249	09.06-10.08	■
3.2 FSI (AUK)	discØ 330, PR 1KW, PR 2EE	Gasolina	FWD	3123	188	255	05.04-05.09	■
3.2 FSI (BKH)	discØ 330, PR 1KW, PR 2EE	Gasolina	FWD	3123	188	255	05.04-05.09	■
3.2 FSI quattro (AUK)	discØ 330, PR 1KW, PR 2EE	Gasolina	4WD	3123	188	255	05.04-10.08	■
3.2 FSI quattro (BKH)	discØ 330, PR 1KW, PR 2EE	Gasolina	4WD	3123	188	255	05.04-10.08	■
3.2 FSI (CALA)	discØ 330, PR 1KW, PR 2EE	Gasolina	FWD	3197	195	265	05.09-03.11	■
4.2 quattro (BAT)	PR 1KW, PR 2EE	Gasolina	4WD	4163	246	335	05.04-05.06	■
4.2 quattro (BNK)	PR 1KW, PR 2EE	Gasolina	4WD	4163	246	335	05.04-05.06	■
4.2 FSI quattro (BVJ)	discØ 330, PR 1KW, PR 2EE, PR 2EL	Gasolina	4WD	4163	257	350	06.06-03.11	■
RS6 quattro (BUH)	not ceramic brakes, PR 1KJ, PR 1KK, discØ 356	Gasolina	4WD	4991	426	580	09.08-08.10	■
S6 quattro (BXA)	discØ 330, PR 1KW, PR 2EE, PR 2EL	Gasolina	4WD	5204	320	435	03.06-03.11	■
2.0 TDI (BVG)	PR 2EE	Diesel	FWD	1968	89	121	09.05-06.06	■
2.0 TDI (BNA)	PR 1KW, PR 2EE, PR 2EL	Diesel	FWD	1968	100	136	07.04-03.11	■
2.0 TDI (BRF)	PR 1KW, PR 2EE, PR 2EL	Diesel	FWD	1968	100	136	07.04-03.11	■
2.0 TDI (CAGB)	PR 1KW, PR 2EE, PR 2EL	Diesel	FWD	1968	100	136	07.04-03.11	■
2.0 TDI (BLB)	PR 2EE	Diesel	FWD	1968	103	140	07.04-10.08	■
2.0 TDI (BRE)	PR 2EE	Diesel	FWD	1968	103	140	07.04-10.08	■
2.0 TDI (CAHB)	PR 1KW, PR 2EE, PR 2EL	Diesel	FWD	1968	120	163	04.09-03.11	■
2.0 TDI (CAHA)	PR 1KW, PR 2EE, PR 2EL	Diesel	FWD	1968	125	170	11.08-03.11	■
2.7 TDI (BSG)	discØ 330, PR 1KW, PR 2EE	Diesel	FWD	2698	120	163	11.04-03.11	■
2.7 TDI (CANB)	discØ 330, PR 1KW, PR 2EE	Diesel	FWD	2698	120	163	11.04-03.11	■
2.7 TDI quattro (BSG)	PR 1KW, PR 2EE, PR 2EL	Diesel	4WD	2698	120	163	06.05-03.11	■
2.7 TDI quattro (CAND)	PR 1KW, PR 2EE, PR 2EL	Diesel	4WD	2698	120	163	06.05-03.11	■
2.7 TDI (BPP)	discØ 330, PR 1KW, PR 2EE	Diesel	FWD	2698	132	180	11.04-10.08	■
2.7 TDI quattro (BPP)	discØ 330, PR 1KW, PR 2EE	Diesel	4WD	2698	132	180	11.04-10.08	■
2.7 TDI (CANA)	discØ 330, PR 1KW, PR 2EL	Diesel	FWD	2698	140	190	10.08-03.11	■
2.7 TDI quattro (CANC)	discØ 330, PR 1KW, PR 2EL	Diesel	4WD	2698	140	190	10.08-03.11	■
3.0 TDI quattro (BNG)	discØ 330, PR 1KW, PR 2EE, PR 2EL	Diesel	4WD	2967	155	211	05.04-03.11	■
3.0 TDI quattro (CDYB)	discØ 330, PR 1KW, PR 2EE, PR 2EL	Diesel	4WD	2967	155	211	05.04-03.11	■
3.0 TDI quattro (BMK)	discØ 330, PR 1KW, PR 2EE	Diesel	4WD	2967	165	225	05.04-05.06	■
3.0 TDI		Diesel	RWD	2967	171	232	06.06-03.11	■
3.0 TDI quattro (ASB)	discØ 330, PR 1KW, PR 2EE	Diesel	4WD	2967	171	233	06.06-10.08	■
3.0 TDI quattro (CDYA)	discØ 330, PR 1KW, PR 2EE, PR 2EL	Diesel	4WD	2967	176	240	10.08-03.11	■
3.0 TDI quattro (CDYC)	discØ 330, PR 1KW, PR 2EE, PR 2EL	Diesel	4WD	2967	176	240	10.08-03.11	■
A8 (U.S.A. D2) 09.96-12.02					Saloon (Luxury car-F Segment)			
4.2 40V Quattro SP	01/02-	Gasolina	FWD	4195			09.96-	■
4.2 40V Quattro SP 17" Long	01/02-	Gasolina	FWD	4195			09.96-	■
4.2 40V Quattro SP 17" Long	01/02-	Gasolina	FWD	4195			09.96-	■
4.2 40V Quattro SP 17" Long	01/06-	Gasolina	FWD	4195			09.96-	■
6.0 48V Quattro	01/05-	Gasolina	FWD	5995	331	450	09.96-	■

LISTA DE APLICACIONES - BUYERS GUIDE

6.0 48V Quattro	01/06-	Gasolina	FWD	5995	331	450	09.96-	■
6.0 48V Quattro 17/18" Long	01/05-	Gasolina	FWD	5995	331	450	09.96-	■
6.0 48V Quattro 17/18" Long	01/05-	Gasolina	FWD	5995	331	450	09.96-	■
A8 II D3 (4E2, 4E8) 10.02-12.10					Saloon (Luxury car-F Segment)			
2.8 FSI (BDX)	armoured vehicles, not armoured vehicl., PR 1KE, PR 1KW, PR 1KY, PR 1KU, PR 1KZ	Gasolina	FWD	2773	154	210	08.07-07.10	■
2.8 FSI	PR 1KE, PR 1KW, PR 1KY	Gasolina	FWD	2773	170	231	01.09-07.10	■
3.0 (BBJ)	armoured vehicles, not armoured vehicl., PR 1KE, PR 1KW, PR 1KY, PR 1KU, PR 1KZ	Gasolina	FWD	2976	160	218	07.03-05.06	■
3.0 quattro (BBJ)	armoured vehicles, not armoured vehicl., PR 1KU, PR 1KY, PR 1KZ	Gasolina	4WD	2976	160	218	11.03-05.04	■
3.0 (ASN)	armoured vehicles, not armoured vehicl., PR 1KE, PR 1KW, PR 1KY, PR 1KU, PR 1KZ	Gasolina	FWD	2976	162	220	07.03-05.05	■
3.0 quattro	armoured vehicles, not armoured vehicl., PR 1KE, PR 1KW, PR 1KY, PR 1KU, PR 1KZ	Gasolina	4WD	2976	162	220	07.03-05.05	■
3.2 FSI (BPK)	armoured vehicles, not armoured vehicl., PR 1KE, PR 1KW, PR 1KY, PR 1KU, PR 1KZ	Gasolina	FWD	3123	191	260	06.05-07.10	■
3.2 FSI quattro (BPK)	armoured vehicles, not armoured vehicl., PR 1KE, PR 1KW, PR 1KY, PR 1KU, PR 1KZ	Gasolina	4WD	3123	191	260	06.05-07.10	■
3.7 quattro (BFL)	armoured vehicles, not armoured vehicl., PR 1KE, PR 1KW, PR 1KY, PR 1KU, PR 1KZ	Gasolina	4WD	3697	206	280	10.02-05.06	■
4.2 FSI quattro (BVJ)	armoured vehicles, not armoured vehicl., PR 1KE, PR 1KW, PR 1KY, PR 1KU, PR 1KZ	Gasolina	4WD	4163	257	350	06.06-07.10	■
4.2 quattro (BFM)	armoured vehicles, not armoured vehicl., PR 1KE, PR 1KW, PR 1KY, PR 2EE	Gasolina	4WD	4172	246	335	10.02-07.10	■
4.2 quattro (BGK)	armoured vehicles, not armoured vehicl., PR 1KE, PR 1KW, PR 1KY, PR 2EE	Gasolina	4WD	4172	246	335	10.02-07.10	■
S 8	not ceramic disc, PR 1KW	Gasolina	FWD	4172	268	364	09.03-12.04	■
S8 quattro (BSM)	not ceramic disc, PR 1KY	Gasolina	4WD	5204	324	441	09.06-07.10	■
S8 quattro (BSM)	not ceramic brakes, not ceramic disc, PR 1KY, PR 1KZ	Gasolina	4WD	5204	331	450	06.06-07.10	■
6.0 W12 quattro (BHT)	01/04-, armoured vehicles, not armoured vehicl., not ceramic brakes, PR 1KE, PR 1KW, PR 1KY, PR 1KU, PR 1KZ	Gasolina	4WD	5998	331	450	12.03-07.10	■
6.0 W12 quattro (BSB)	01/04-, armoured vehicles, not armoured vehicl., not ceramic brakes, PR 1KE, PR 1KW, PR 1KY, PR 1KU, PR 1KZ	Gasolina	4WD	5998	331	450	12.03-07.10	■
6.0 W12 quattro (BTE)	01/04-, armoured vehicles, not armoured vehicl., not ceramic brakes, PR 1KE, PR 1KW, PR 1KY, PR 1KU, PR 1KZ	Gasolina	4WD	5998	331	450	12.03-07.10	■
3.0 TDI quattro (BNG)	armoured vehicles, not armoured vehicl., PR 1KE, PR 1KW, PR 1KY, PR 1KU, PR 1KZ	Diesel	4WD	2967	155	211	11.03-07.10	■
3.0 TDI quattro (ASB)	armoured vehicles, not armoured vehicl., PR 1KE, PR 1KW, PR 1KY, PR 1KU, PR 1KZ	Diesel	4WD	2967	171	233	08.03-07.10	■
4.0 TDI quattro (ASE)	armoured vehicles, not armoured vehicl., PR 1KE, PR 1KW, PR 1KY, PR 1KU, PR 1KZ	Diesel	4WD	3936	202	275	05.03-07.05	■

LISTA DE APLICACIONES - BUYERS GUIDE

4.2 TDI quattro (BMC)	armoured vehicles, not armoured vehicl., PR 1KE, PR 1KW, PR 1KY, PR 1KU, PR 1KZ	Diesel	4WD	4134	235	320	01.05-06.05	■
4.2 TDI quattro (BVN)	01/06-, armoured vehicles, not armoured vehicl., PR 1KE, PR 1KW, PR 1KY, PR 1KU, PR 1KZ	Diesel	4WD	4134	240	326	07.05-07.10	■
AUDI (FAW)								
A6L II C6 (4Z8) 03.05-12.12					Saloon (Executive car-E Segment)			
3.0 TFSI		Gasolina	FWD	2995	213	290	01.09-12.11	■
4.2 TURBO		Gasolina	FWD	4163	246	335	09.05-	■
4.2		Gasolina	FWD	4163	253	344	09.05-	■
BENTLEY								
CONTINENTAL III (3W_, 394) 06.06-					Convertible (Luxury car-F Segment)			
6.0 AWD (BEB)	not ceramic brakes, PR 1KK	Gasolina	4WD	5998	412	560	06.06-04.11	■
6.0 AWD (BWR)	not ceramic brakes, PR 1KK	Gasolina	4WD	5998	412	560	06.06-04.11	■
6.0 AWD (CKHD)	not ceramic brakes, PR 1KK	Gasolina	4WD	5998	412	560	06.06-04.11	■
6.0 AWD (CKHB)	PR 1KK	Gasolina	4WD	5998	423	575	11.11-07.18	■
6.0 AWD (CVAB)	PR 1KK	Gasolina	4WD	5998	423	575	11.11-07.18	■
6.0 GTC Speed A las 4 ruedas (BWRA)	PR 1KK	Gasolina	4WD	5998	448	610	08.07-04.11	■
6.0 GTC Speed A las 4 ruedas (CKHC)	PR 1KK	Gasolina	4WD	5998	448	610	08.07-04.11	■
6.0 GTC Speed AWD (CVAC)		Gasolina	4WD	5998	467	635	05.14-07.18	■
6.0 GTC Speed AWD (DBDE)		Gasolina	4WD	5998	467	635	05.14-07.18	■
6.0 AWD (DBDD)		Gasolina	4WD	5998	472	642	10.17-07.18	■
4.0 FLEX AWD (CMMC)		Gasol./Etanol	4WD	3993	373	507	02.12-07.18	■
4.0 FLEX AWD (CYCB)		Gasol./Etanol	4WD	3993	373	507	02.12-07.18	■
6.0 FLEX AWD (CKHA)	not ceramic brakes, PR 1KK	Gasol./Etanol	4WD	5998	463	630	03.10-12.13	■
CONTINENTAL III (3W_, 393) 06.03-					Coupe (Luxury car-F Segment)			
4.0 (CMMC)	PR 1KK	Gasolina	4WD	3993	373	507	09.11-07.18	■
4.0 (CYCB)	PR 1KK	Gasolina	4WD	3993	373	507	09.11-07.18	■
6.0 GT (BEB)	01/07-, not ceramic brakes, not ceramic disc, PR 1KK, PR DAO, PR MZ8	Gasolina	4WD	5998	412	560	06.03-12.11	■
6.0 GT (BWR)	01/07-, not ceramic brakes, not ceramic disc, PR 1KK, PR DAO, PR MZ8	Gasolina	4WD	5998	412	560	06.03-12.11	■
6.0 (CKHB)	PR 1KK	Gasolina	4WD	5998	423	575	01.11-07.18	■
6.0 (CVAB)	PR 1KK	Gasolina	4WD	5998	423	575	01.11-07.18	■
6.0 GT Speed (BWRA)	not ceramic brakes, PR 1KK	Gasolina	4WD	5998	449	610	09.07-12.11	■
6.0 (CVAA)	not ceramic disc, PR 1KK	Gasolina	4WD	5998	460	626	09.12-07.18	■
6.0 Supersports (BWRB)	not ceramic brakes, PR 1KK	Gasolina	4WD	5998	463	630	10.09-12.11	■
6.0 Supersports (CKHA)	not ceramic brakes, PR 1KK	Gasolina	4WD	5998	463	630	10.09-12.11	■
6.0 GT Speed (CVAC)		Gasolina	4WD	5998	467	635	05.14-05.16	■
6.0 GT Speed (DBDE)		Gasolina	4WD	5998	467	635	05.14-05.16	■
6.0 GT Speed (DBDD)		Gasolina	4WD	5998	472	642	05.16-07.18	■
4.0 FLEX (CMMC)	PR 1KK	Gasol./Etanol	4WD	3993	373	507	04.12-07.18	■
6.0 FLEX (CKHB)	ch. 57, PR 1KK	Gasol./Etanol	4WD	5998	423	575	11.10-12.13	■
6.0 FLEX (DBDA)		Gasol./Etanol	4WD	5998	434	590	05.15-07.18	■
6.0 FLEX (CVAC)		Gasol./Etanol	4WD	5998	467	635	05.14-07.18	■

LISTA DE APLICACIONES - BUYERS GUIDE

CONTINENTAL III FLYING SPUR (3W_) 03.05-						Saloon (Luxury car-F Segment)			
6.0 (BEB)	01/07-, not ceramic brakes, not ceramic disc, PR 1KK	Gasolina	4WD	5998	412	560	03.05-12.10		■
6.0 (BWR)	01/07-, not ceramic brakes, not ceramic disc, PR 1KK	Gasolina	4WD	5998	412	560	03.05-12.10		■
6.0 (MTBHT)	not ceramic disc, PR 1KK	Gasolina	4WD	5998	428	582	09.10-12.12		■
6.0 Speed (BWRA)	not ceramic disc, PR 1KK	Gasolina	4WD	5998	449	610	09.08-12.10		■
6.0 FLEX (CKHD)	not ceramic disc	Gasol./Etanol	4WD	5998	412	560	06.10-12.13		■
6.0 FLEX (MTBHT)	not ceramic disc, PR 1KK	Gasol./Etanol	4WD	5998	428	582	09.10-12.12		■
6.0 FLEX (BWRA)	not ceramic brakes, not ceramic disc, PR 1KK	Gasol./Etanol	4WD	5998	449	610	09.08-02.13		■
6.0 FLEX (CKHC)	not ceramic brakes, not ceramic disc, PR 1KK	Gasol./Etanol	4WD	5998	449	610	09.08-02.13		■
FLYING SPUR (4W_) 03.13-						Saloon (Luxury car-F Segment)			
4.0 V8 (CMMC)		Gasolina	4WD	3993	373	507	03.13-10.20		■
4.0 V8 (CYCB)		Gasolina	4WD	3993	373	507	03.13-10.20		■
V8 S 4.0 (CYCA)		Gasolina	4WD	3993	388	528	05.16-		■
6.0 W12 (CVAA)		Gasolina	4WD	5998	460	626	03.13-10.20		■
6.0 W12 (DBDB)		Gasolina	4WD	5998	460	626	03.13-10.20		■
HONGQI									
H7 05.13-						Saloon ()			
1.8 T (CA4GC18T,CA4GC18T-01)		Gasolina	RWD	1796	138	188	09.14-		■
2.0 T		Gasolina	RWD	1995	150	204	05.13-		■
2.5 (CA6GV2)		Gasolina	RWD	2494	150	204	05.13-		■
3.0		Gasolina	RWD	2993	170	231	05.13-		■
SEAT									
IBIZA III (6L1) 02.02-11.09						Hatchback (Supermini car-B Segment)			
1.9 TDI Joya Racer (ASZ)	discØ 330, PR 1KW, PR 2EE	Diesel	FWD	1896	112	152	07.03-06.04		■
VW									
CALIFORNIA T5 (7EC, 7EF, 7EG, 7HF, 7HC) 04.03-04.16						Bus (LCVs-N1 Segment)			
2.0 TSI		Gasolina	FWD	1984	110	150	07.12-08.15		■
2.0 TSI		Gasolina	FWD	1984	150	204	05.11-08.15		■
2.0 TSI 4motion		Gasolina	4WD	1984	150	204	07.11-08.15		■
1.9 TDI		Diesel	FWD	1896	63	85	05.07-11.09		■
1.9 TDI		Diesel	FWD	1896	75	102	05.07-11.09		■
1.9 TDI		Diesel	FWD	1896	77	105	05.07-11.09		■
2.0 TDI		Diesel	FWD	1968	62	84	09.09-08.15		■
2.0 TDI		Diesel	FWD	1968	75	102	09.09-08.15		■
2.0 TDI		Diesel	FWD	1968	84	114	05.11-08.15		■
2.0 TDI		Diesel	FWD	1968	100	136	05.10-08.15		■
2.0 TDI 4motion		Diesel	4WD	1968	100	136	05.10-08.15		■
2.0 TDI		Diesel	FWD	1968	103	140	09.09-08.15		■
2.0 TDI 4motion		Diesel	4WD	1968	103	140	10.09-08.15		■
2.0 TDI		Diesel	FWD	1968	132	180	09.09-08.15		■
2.0 TDI 4motion		Diesel	4WD	1968	132	180	01.10-08.15		■
2.5 TDI		Diesel	FWD	2461	96	130	05.07-11.09		■
2.5 TDI 4motion		Diesel	4WD	2461	96	130	05.07-11.09		■
2.5 TDI		Diesel	FWD	2461	120	163	05.07-11.09		■
2.5 TDI		Diesel	FWD	2461	128	174	05.07-11.09		■
2.5 TDI 4motion		Diesel	4WD	2461	128	174	05.07-11.09		■

LISTA DE APLICACIONES - BUYERS GUIDE

CALIFORNIA T6 (SGC, SGG, SHC) 04.15-					Bus (LCVs-N1 Segment)			
2.0 TSI		Gasolina	FWD	1984	110	150	04.15-07.19	■
2.0 TSI		Gasolina	FWD	1984	150	204	04.15-07.19	■
2.0 TSI 4motion		Gasolina	4WD	1984	150	204	06.15-07.19	■
2.0 TDI		Diesel	FWD	1968	62	84	04.15-07.19	■
2.0 TDI		Diesel	FWD	1968	75	102	04.15-12.19	■
2.0 TDI		Diesel	FWD	1968	81	110	07.19-	■
2.0 TDI		Diesel	FWD	1968	84	114	05.16-08.19	■
2.0 TDI		Diesel	FWD	1968	103	140	04.15-12.19	■
2.0 TDI 4motion		Diesel	4WD	1968	103	140	06.15-12.19	■
2.0 TDI		Diesel	FWD	1968	110	150	04.15-	■
2.0 TDI 4motion		Diesel	4WD	1968	110	150	08.15-	■
2.0 TDI		Diesel	FWD	1968	132	180	04.15-12.19	■
2.0 TDI 4motion		Diesel	4WD	1968	132	180	06.15-12.19	■
2.0 TDI		Diesel	FWD	1968	146	199	08.18-	■
2.0 TDI 4motion		Diesel	4WD	1968	146	199	08.18-	■
2.0 TDI		Diesel	FWD	1968	150	204	06.15-	■
2.0 TDI 4motion		Diesel	4WD	1968	150	204	06.15-	■
MULTIVAN V (7HM, 7HN, 7HF, 7EF, 7EM, 7EN) 04.03-03.16					Bus (Minibus-M2-Segment)			
2.0 (AXA)	discØ 294, PR 2E3, PR 2E4, PR 0WR	Gasolina	FWD	1984	85	115	11.03-08.15	■
2.0 TSI (CJKB)	discØ 294, PR 2E3, PR 2E4	Gasolina	FWD	1984	110	150	07.12-08.15	■
2.0 TSI (CJKA)	discØ 294, PR 2E3, PR 2E4	Gasolina	FWD	1984	150	204	05.11-08.15	■
2.0 TSI 4motion (CJKA)	discØ 294, PR 2E3, PR 2E4	Gasolina	4WD	1984	150	204	07.11-08.15	■
3.2		Gasolina	FWD	3189	170	231	11.03-06.06	■
VR6 3.2 (BDL)	discØ 294, PR 2E3, PR 2E4	Gasolina	FWD	3189	170	231	02.04-06.04	■
VR6 3.2 (BKK)	discØ 294, PR 2E3, PR 2E4, PR 0WL, PR 0WM, PR 0WN, PR 0WP, PR 0WR, PR 0WQ	Gasolina	FWD	3189	173	235	02.04-12.09	■
VR6 3.2 (CFLA)	discØ 294, PR 2E3, PR 2E4, PR 0WL, PR 0WM, PR 0WN, PR 0WP, PR 0WR, PR 0WQ	Gasolina	FWD	3189	173	235	02.04-12.09	■
VR6 3.2 4motion (BKK)	discØ 294, PR 2E3, PR 2E4, PR 0WP, PR 0WQ, PR 0L, PR 0WN, PR 0WM, PR 0WR	Gasolina	4WD	3189	173	235	07.04-12.09	■
VR6 3.2 4motion (CFLA)	discØ 294, PR 2E3, PR 2E4, PR 0WP, PR 0WQ, PR 0L, PR 0WN, PR 0WM, PR 0WR	Gasolina	4WD	3189	173	235	07.04-12.09	■
1.9 TDI (BRR)	discØ 294, PR 0WR, PR 2E3, PR 2E4	Diesel	FWD	1896	62	84	01.06-11.09	■
1.9 TDI (AXC)	discØ 294, PR 0WR, PR 2E3, PR 2E4	Diesel	FWD	1896	63	85	04.03-11.09	■
1.9 TDI (BRS)	discØ 294, PR 2E3, PR 2E4, PR 0WR	Diesel	FWD	1896	75	102	01.06-11.09	■
1.9 TDI (AXB)	discØ 294, PR 2E3, PR 2E4, PR 0WR	Diesel	FWD	1896	77	105	04.03-11.09	■
2.0 TDI (CAAA)	discØ 294, PR 2E3, PR 2E4	Diesel	FWD	1968	62	84	09.09-08.15	■
2.0 TDI (CAAB)	discØ 294, PR 2E3, PR 2E4	Diesel	FWD	1968	75	102	09.09-08.15	■
2.0 TDI (CAAD)	discØ 294, PR 2E3, PR 2E4	Diesel	FWD	1968	84	114	05.11-08.15	■
2.0 TDI (CAAE)	discØ 294, PR 2E3, PR 2E4	Diesel	FWD	1968	100	136	05.10-08.15	■
2.0 TDI (CCHB)	discØ 294, PR 2E3, PR 2E4	Diesel	FWD	1968	100	136	05.10-08.15	■
2.0 TDI 4motion (CAAE)	discØ 294, PR 2E3, PR 2E4	Diesel	4WD	1968	100	136	05.10-08.15	■
2.0 TDI 4motion (CCHB)	discØ 294, PR 2E3, PR 2E4	Diesel	4WD	1968	100	136	05.10-08.15	■
2.0 TDI (CAAC)	discØ 294, PR 2E3, PR 2E4	Diesel	FWD	1968	103	140	09.09-08.15	■
2.0 TDI (CCHA)	discØ 294, PR 2E3, PR 2E4	Diesel	FWD	1968	103	140	09.09-08.15	■
2.0 TDI 4motion (CAAC)	discØ 294, PR 2E3, PR 2E4	Diesel	4WD	1968	103	140	09.09-08.15	■
2.0 TDI 4motion (CCHA)	discØ 294, PR 2E3, PR 2E4	Diesel	4WD	1968	103	140	09.09-08.15	■

LISTA DE APLICACIONES - BUYERS GUIDE

2.0 BiTDI (CFCA)	discØ 294, PR 2E3, PR 2E4	Diesel	FWD	1968	132	180	09.09-08.15	■
2.0 BiTDI 4motion (CFCA)	discØ 294, PR 2E3, PR 2E4	Diesel	4WD	1968	132	180	09.09-08.15	■
2.5 TDI (AXD)	discØ 294, PR 2E3, PR 2E4, PR 0WR	Diesel	FWD	2461	96	130	04.03-11.09	■
2.5 TDI (BNZ)	discØ 294, PR 2E3, PR 2E4, PR 0WR	Diesel	FWD	2461	96	130	04.03-11.09	■
2.5 TDI 4motion (AXD)	discØ 294, PR 2E3, PR 2E4, PR 0WR	Diesel	4WD	2461	96	130	07.04-11.09	■
2.5 TDI 4motion (BNZ)	discØ 294, PR 2E3, PR 2E4, PR 0WR	Diesel	4WD	2461	96	130	07.04-11.09	■
2.5 TDI (BLJ)	discØ 294, PR 0WR, PR 2E3, PR 2E4	Diesel	FWD	2461	120	163	11.03-11.09	■
2.5 TDI (AXE)	discØ 294, PR 2E3, PR 2E4, PR 0WR	Diesel	FWD	2461	128	174	04.03-11.09	■
2.5 TDI (BPC)	discØ 294, PR 2E3, PR 2E4, PR 0WR	Diesel	FWD	2461	128	174	04.03-11.09	■
2.5 TDI 4motion (AXE)	discØ 294, PR 2E3, PR 2E4, PR 0WR	Diesel	4WD	2461	128	174	07.04-11.09	■
2.5 TDI 4motion (BPC)	discØ 294, PR 2E3, PR 2E4, PR 0WR	Diesel	4WD	2461	128	174	07.04-11.09	■
MULTIVAN VI (SGF, SGM, SGN, SHM, SHN) 04.15-					Bus (Minibus-M2-Segment)			
2.0 TSI (CJKB)	PR K4A, PR K4B, PR K4H, PR K4J, PR K4K	Gasolina	FWD	1984	110	150	04.15-07.19	■
2.0 TSI (CJKA)	PR K4A, PR K4B, PR K4H, PR K4J, PR K4K	Gasolina	FWD	1984	150	204	04.15-07.19	■
2.0 TSI 4motion (CJKA)	PR K4A, PR K4B, PR K4H, PR K4J, PR K4K	Gasolina	4WD	1984	150	204	06.15-07.19	■
2.0 TDI (CXGA)	PR K4A, PR K4B, PR K4H, PR K4J, PR K4K	Diesel	FWD	1968	62	84	04.15-07.19	■
2.0 TDI (CAAB)	PR K4J, PR K4K, PR K4A, PR K4B, PR K4H	Diesel	FWD	1968	75	102	04.15-12.19	■
2.0 TDI (CXGB)	PR K4J, PR K4K, PR K4A, PR K4B, PR K4H	Diesel	FWD	1968	75	102	04.15-12.19	■
2.0 TDI (CXHC)	PR 0WL, PR 0WM, PR 0WP, PR 0WQ, PR 0WS, PR 0WZ, PR 0WR	Diesel	FWD	1968	81	110	07.19-	■
2.0 TDI (CXHB)	PR K4A, PR K4B, PR K4H, PR K4J, PR K4K	Diesel	FWD	1968	84	114	05.16-08.19	■
2.0 TDI (CAAC)	PR K4A, PR K4B, PR K4H, PR K4J, PR K4K	Diesel	FWD	1968	103	140	04.15-12.19	■
2.0 TDI 4motion (CAAC)	PR K4A, PR K4B, PR K4H, PR K4J, PR K4K	Diesel	4WD	1968	103	140	06.15-12.19	■
2.0 TDI (CXFA)	PR K4A, PR K4B, PR K4H, PR K4J, PR K4K, PR 0WQ, PR 0WS, PR 0WZ, PR 0WL, PR 0WM, PR 0WP	Diesel	FWD	1968	110	150	04.15-	■
2.0 TDI (CXHA)	PR K4A, PR K4B, PR K4H, PR K4J, PR K4K, PR 0WQ, PR 0WS, PR 0WZ, PR 0WL, PR 0WM, PR 0WP	Diesel	FWD	1968	110	150	04.15-	■
2.0 TDI 4motion (CXFA)	PR K4A, PR K4B, PR K4H, PR K4J, PR K4K, PR 0WL, PR 0WM, PR 0WP, PR 0WQ, PR 0WS, PR 0WZ, PR 0WR	Diesel	4WD	1968	110	150	08.15-	■
2.0 TDI 4motion (CXHA)	PR K4A, PR K4B, PR K4H, PR K4J, PR K4K, PR 0WL, PR 0WM, PR 0WP, PR 0WQ, PR 0WS, PR 0WZ, PR 0WR	Diesel	4WD	1968	110	150	08.15-	■
2.0 TDI (CFCA)	PR K4A, PR K4B, PR K4H, PR K4J, PR K4K	Diesel	FWD	1968	132	180	04.15-12.19	■
2.0 TDI 4motion (CFCA)	PR K4A, PR K4B, PR K4H, PR K4J, PR K4K	Diesel	4WD	1968	132	180	06.15-12.19	■
2.0 TDI (CXEC)	PR 0WL, PR 0WM, PR 0WP, PR 0WQ, PR 0WS, PR 0WZ, PR 0WR	Diesel	FWD	1968	146	199	11.18-	■
2.0 TDI 4motion (CXEC)	PR 0WL, PR 0WM, PR 0WP, PR 0WQ, PR 0WS, PR 0WZ, PR 0WR	Diesel	4WD	1968	146	199	12.18-	■
2.0 TDI (CXEB)	PR K4A, PR K4B, PR K4H, PR K4J, PR K4K	Diesel	FWD	1968	150	204	06.15-	■

LISTA DE APLICACIONES - BUYERS GUIDE

2.0 TDI 4motion (CXEB)	PR K4A, PR K4B, PR K4H, PR K4J, PR K4K	Diesel	4WD	1968	150	204	06.15-	■
PHAETON (3D1, 3D2, 3D3, 3D4, 3D6, 3D7, 3D8, 3D9) 04.02-03.16					Saloon (Luxury car-F Segment)			
3.0 V6	PR 1KP, PR 1KY, PR 2EA	Gasolina	4WD	2975	184	250	04.12-03.16	■
3.2 V6 (AYT)	PR 1KD, PR 1KP, PR 1KY, discØ 280	Gasolina	FWD	3189	177	241	04.02-05.05	■
3.2 V6 (BKL)	PR 1KD, PR 1KP, PR 1KY, discØ 280	Gasolina	FWD	3189	177	241	04.02-05.05	■
3.2 V6 4motion (BKL)	PR 1KD, PR 1KP, PR 1KY, discØ 310	Gasolina	4WD	3189	177	241	02.04-11.08	■
3.2 V6 4motion (BRK)	PR 1KD, PR 1KP, PR 1KY, discØ 310	Gasolina	4WD	3189	177	241	02.04-11.08	■
3.6 V6 4motion (CHNA)	discØ 310, PR 1KD, PR 1KP, PR 1KY	Gasolina	4WD	3597	206	280	11.08-03.16	■
3.6 V6 4motion (CMVA)	discØ 310, PR 1KD, PR 1KP, PR 1KY	Gasolina	4WD	3597	206	280	11.08-03.16	■
4.2 V8 4motion (BGH)	PR 1KD, PR 1KP, PR 1KY, discØ 310	Gasolina	4WD	4172	246	335	05.03-03.16	■
4.2 V8 4motion (BGJ)	PR 1KD, PR 1KP, PR 1KY, discØ 310	Gasolina	4WD	4172	246	335	05.03-03.16	■
6.0 W12 4motion (BAN)	PR 1KD, PR 1KP, PR 1KY, discØ 335	Gasolina	4WD	5998	309	420	04.02-12.05	■
6.0 W12 4motion (BAP)	PR 1KD, PR 1KP, PR 1KY, discØ 335	Gasolina	4WD	5998	309	420	04.02-12.05	■
6.0 W12 4motion (BRN)	PR 1KD, PR 1KP, PR 1KY, discØ 335, PR 2EA	Gasolina	4WD	5998	331	450	05.05-03.16	■
6.0 W12 4motion (BTT)	PR 1KD, PR 1KP, PR 1KY, discØ 335, PR 2EA	Gasolina	4WD	5998	331	450	05.05-03.16	■
3.0 V6 TDI 4motion (BMK)	PR 1KD, PR 1KP, PR 1KY, discØ 310	Diesel	4WD	2967	165	224	09.04-05.07	■
3.0 V6 TDI 4motion (CARA)	discØ 310, PR 1KD, PR 1KP, PR 1KY	Diesel	4WD	2967	171	233	06.07-11.08	■
3.0 V6 TDI 4motion (CARB)	discØ 310, PR 1KD, PR 1KP, PR 1KY	Diesel	4WD	2967	176	240	11.08-03.16	■
3.0 V6 TDI 4motion (CEXA)	discØ 310, PR 1KD, PR 1KP, PR 1KY	Diesel	4WD	2967	176	240	11.08-03.16	■
3.0 V6 TDI 4motion (CEXB)	discØ 310, PR 1KD, PR 1KP, PR 1KY	Diesel	4WD	2967	180	245	11.13-03.16	■
5.0 V10 TDI 4motion (AJS)	PR 1KD, PR 1KP, PR 1KY, discØ 335	Diesel	4WD	4921	230	313	11.02-10.06	■
TRANSPORTER T5 (7JD, 7JE, 7JL, 7JY, 7JZ, 7FD, 7FE, 7FL, 7FY, 7FZ) 04.03-03.16					Platform/Chassis (LCVs-N1 Segment)			
2.0 (AXA)	discØ 294, PR 2E3, PR 2E4, ch- 7J8000789, PR 0E0, PR 0E9, PR 0WR, PR 0WN, PR 0WP, PR 0WQ, PR 0WS, PR 0WZ, PR 4KH, PR H4J, PR K4K, PR 0WL, PR K4A, PR K4B	Gasolina	FWD	1984	85	115	11.03-05.13	■
2.0 TSI (CJKB)	discØ 294, PR 0WN, PR 0WP, PR 0WQ, PR 0WS, PR 0WZ, PR 4KH, PR H4J, PR K4K, PR 0WL, PR K4A, PR K4B	Gasolina	FWD	1984	110	150	07.12-08.15	■
VR6 3.2 (BDL)	discØ 294, PR 2E3, PR 2E4, PR 0E0, PR 0E9, PR 0WR	Gasolina	FWD	3189	170	231	02.04-11.09	■
VR6 3.2 4motion (BDL)	-12/06, discØ 294, PR 0E0, PR 0E9, PR 0WR, PR 2E3, PR 2E4	Gasolina	4WD	3189	170	231	11.03-11.09	■
VR6 3.2 (BKK)	discØ 294, PR 2E3, PR 2E4	Gasolina	FWD	3189	173	235	08.03-11.09	■
2.0 CNG (AXA)	discØ 294, PR 0WN, PR 0WP, PR 0WQ, PR 0E0, PR 0E9, PR 0WR, PR 0WS, PR 0WZ, PR 2E3, PR 2E4, PR 4KH, PR H4J, PR K4K, PR 0WL, PR K4A, PR K4B	Gasol./Gas (CNG)	FWD	1984	85	115	11.03-05.11	■
1.9 TDI (BRR)	discØ 294, PR 2E3, PR 2E4, PR 0WN, PR 0WP, PR 0WQ, PR 0WS, PR 0WZ, PR 4KH, PR H4J, PR K4K, PR 0WL, PR K4A, PR K4B	Diesel	FWD	1896	62	84	01.06-11.09	■

LISTA DE APLICACIONES - BUYERS GUIDE

1.9 TDI (AXC)	discØ 294, PR 2E3, PR 2E4, PR 0WN, PR 0WP, PR 0WQ, PR 0E0, PR 0E9, PR 0WR, PR 0WS, PR 0WZ, PR 4KH, PR H4J, PR K4K, PR 0WL, PR K4A, PR K4B	Diesel	FWD	1896	63	85	04.03-11.09	■
1.9 TDI (BRS)	discØ 294, PR 2E3, PR 2E4, PR 0WN, PR 0WP, PR 0WQ, PR 0WS, PR 0WZ, PR 4KH, PR H4J, PR K4K, PR 0WL, PR K4A, PR K4B	Diesel	FWD	1896	75	102	01.06-11.09	■
1.9 TDI (AXB)	discØ 294, PR 2E3, PR 2E4, PR 0WN, PR 0WP, PR 0WQ, PR 0E0, PR 0E9, PR 0WR, PR 0WS, PR 0WZ, PR 4KH, PR H4J, PR K4K, PR 0WL, PR K4A, PR K4B	Diesel	FWD	1896	77	105	04.03-11.09	■
2.0 TDI (CAAA)	discØ 294, PR 0WN, PR 0WP, PR 0WQ, PR 0WS, PR 0WZ, PR 4KH, PR H4J, PR K4K, PR 0WL, PR K4A, PR K4B	Diesel	FWD	1968	62	84	09.09-08.15	■
2.0 TDI (CAAB)	discØ 294, PR 0WN, PR 0WP, PR 0WQ, PR 0WS, PR 0WZ, PR 4KH, PR H4J, PR K4K, PR 0WL, PR K4A, PR K4B	Diesel	FWD	1968	75	102	09.09-08.15	■
2.0 TDI (CAAD)	discØ 294, PR 0WN, PR 0WP, PR 0WQ, PR 0WS, PR 0WZ, PR 4KH, PR H4J, PR K4K, PR 0WL, PR K4A, PR K4B	Diesel	FWD	1968	84	114	05.11-08.15	■
2.0 TDI (CAAE)	discØ 294, PR 0WN, PR 0WP, PR 0WQ, PR 0WS, PR 0WZ, PR 4KH, PR H4J, PR K4K, PR 0WL, PR K4A, PR K4B	Diesel	FWD	1968	100	136	05.10-08.15	■
2.0 TDI 4motion (CAAE)	discØ 294, PR 0WN, PR 0WP, PR 0WQ, PR 0WS, PR 0WZ, PR 4KH, PR H4J, PR K4K, PR 0WL, PR K4A, PR K4B	Diesel	4WD	1968	100	136	05.10-08.15	■
2.0 TDI 4motion (CCHB)	discØ 294, PR 0WN, PR 0WP, PR 0WQ, PR 0WS, PR 0WZ, PR 4KH, PR H4J, PR K4K, PR 0WL, PR K4A, PR K4B	Diesel	4WD	1968	100	136	05.10-08.15	■
2.0 TDI (CAAC)	discØ 294, PR 0WN, PR 0WP, PR 0WQ, PR 0WS, PR 0WZ, PR 4KH, PR H4J, PR K4K, PR 0WL, PR K4A, PR K4B	Diesel	FWD	1968	103	140	09.09-08.15	■
2.0 TDI (CCHA)	discØ 294, PR 0WN, PR 0WP, PR 0WQ, PR 0WS, PR 0WZ, PR 4KH, PR H4J, PR K4K, PR 0WL, PR K4A, PR K4B	Diesel	FWD	1968	103	140	09.09-08.15	■
2.0 TDI 4motion (CAAC)	discØ 294, PR 0WN, PR 0WP, PR 0WQ, PR 0WS, PR 0WZ, PR 4KH, PR H4J, PR K4K, PR 0WL, PR K4A, PR K4B	Diesel	4WD	1968	103	140	09.09-08.15	■
2.0 TDI 4motion (CCHA)	discØ 294, PR 0WN, PR 0WP, PR 0WQ, PR 0WS, PR 0WZ, PR 4KH, PR H4J, PR K4K, PR 0WL, PR K4A, PR K4B	Diesel	4WD	1968	103	140	09.09-08.15	■
2.0 BitDI (CFCA)	discØ 294, PR 0WN, PR 0WP, PR 0WQ, PR 0WS, PR 0WZ, PR 4KH, PR H4J, PR K4K, PR 0WL, PR K4A, PR K4B	Diesel	FWD	1968	132	180	09.09-08.15	■
2.0 BitDI 4motion (CFCA)	discØ 294, PR 0WN, PR 0WP, PR 0WQ, PR 0WS, PR 0WZ, PR 4KH, PR H4J, PR K4K, PR 0WL, PR K4A, PR K4B	Diesel	4WD	1968	132	180	09.09-08.15	■
2.5 TDI (AXD)	discØ 294, PR 2E3, PR 2E4, PR 0WN, PR 0WP, PR 0WQ, PR 0E0, PR 0E9, PR 0WR, PR 0WS, PR 0WZ, PR 4KH, PR H4J, PR K4K, PR 0WL, PR K4A, PR K4B	Diesel	FWD	2461	96	130	04.03-11.09	■
2.5 TDI (BNZ)	discØ 294, PR 2E3, PR 2E4, PR 0WN, PR 0WP, PR 0WQ, PR 0E0, PR 0E9, PR 0WR, PR 0WS, PR 0WZ, PR 4KH, PR H4J, PR K4K, PR 0WL, PR K4A, PR K4B	Diesel	FWD	2461	96	130	04.03-11.09	■

LISTA DE APLICACIONES - BUYERS GUIDE

2.5 TDI 4motion (AXD)	discØ 294, PR 2E3, PR 2E4, PR 0WN, PR 0WP, PR 0WQ, PR 0E0, PR 0E9, PR 0WR, PR 0WS, PR 0WZ, PR 4KH, PR H4J, PR K4K, PR 0WL, PR K4A, PR K4B	Diesel	4WD	2461	96	130	07.04-11.09	■
2.5 TDI 4motion (BNZ)	discØ 294, PR 2E3, PR 2E4, PR 0WN, PR 0WP, PR 0WQ, PR 0E0, PR 0E9, PR 0WR, PR 0WS, PR 0WZ, PR 4KH, PR H4J, PR K4K, PR 0WL, PR K4A, PR K4B	Diesel	4WD	2461	96	130	07.04-11.09	■
2.5 TDI (AXE)	discØ 294, PR 2E3, PR 2E4, PR 0WN, PR 0WP, PR 0WQ, PR 0E0, PR 0E9, PR 0WR, PR 0WS, PR 0WZ, PR 4KH, PR H4J, PR K4K, PR 0WL, PR K4A, PR K4B	Diesel	FWD	2461	128	174	04.03-11.09	■
2.5 TDI (BPC)	discØ 294, PR 2E3, PR 2E4, PR 0WN, PR 0WP, PR 0WQ, PR 0E0, PR 0E9, PR 0WR, PR 0WS, PR 0WZ, PR 4KH, PR H4J, PR K4K, PR 0WL, PR K4A, PR K4B	Diesel	FWD	2461	128	174	04.03-11.09	■
2.5 TDI 4motion (AXE)	discØ 294, PR 2E3, PR 2E4, PR 0WN, PR 0WP, PR 0WQ, PR 0E0, PR 0E9, PR 0WR, PR 0WS, PR 0WZ, PR 4KH, PR H4J, PR K4K, PR 0WL, PR K4A, PR K4B	Diesel	4WD	2461	128	174	04.04-11.09	■
2.5 TDI 4motion (BPC)	discØ 294, PR 2E3, PR 2E4, PR 0WN, PR 0WP, PR 0WQ, PR 0E0, PR 0E9, PR 0WR, PR 0WS, PR 0WZ, PR 4KH, PR H4J, PR K4K, PR 0WL, PR K4A, PR K4B	Diesel	4WD	2461	128	174	04.04-11.09	■
TRANSPORTER T5 / EUROVAN / KOMBI-CARAVALLE (7HB, 7HJ, 7EB, 7EJ) 04.03-03.16					Bus (Minibus-M2-Segment)			
2.0 (AXA)	discØ 294, PR 2E3, PR 2E4, PR 0WN, PR 0WP, PR 0WQ, PR 0WS, PR 0WZ, PR 0WR, PR 4KH, PR H4J, PR K4K, PR 0WL, PR K4A, PR K4B	Gasolina	FWD	1984	85	115	11.03-08.15	■
2.0 TSI (CJKB)	discØ 294, PR 2E3, PR 2E4, PR 0WN, PR 0WP, PR 0WQ, PR 0WS, PR 0WZ, PR 4KH, PR H4J, PR K4K, PR 0WL, PR K4A, PR K4B	Gasolina	FWD	1984	110	150	07.12-08.15	■
2.0 TSI (CJKA)	discØ 294, PR 2E3, PR 2E4, PR 0WN, PR 0WP, PR 0WQ, PR 0WS, PR 0WZ, PR 4KH, PR H4J, PR K4K, PR 0WL, PR K4A, PR K4B	Gasolina	FWD	1984	150	204	05.11-08.15	■
2.0 TSI 4motion (CJKA)	discØ 294, PR 2E3, PR 2E4, PR 0WN, PR 0WP, PR 0WQ, PR 0WS, PR 0WZ, PR 4KH, PR H4J, PR K4K, PR 0WL, PR K4A, PR K4B	Gasolina	4WD	1984	150	204	07.11-08.15	■
2.5	PR 0WN, PR 0WP, PR 0WQ, PR 0WS, PR 0WZ, PR 4KH, PR H4J, PR K4K, PR 0WL, PR K4A, PR K4B	Gasolina	FWD	2461	82	112	09.03-12.04	■
3.2		Gasolina	FWD	3189	170	231	11.03-06.06	■
VR6 3.2 (BDL)	discØ 294, PR 2E3, PR 2E4, PR 0WP, PR 0WQ, PR WL, PR 0WN, PR 0WM, PR 0WR	Gasolina	FWD	3189	170	231	02.04-06.04	■
VR6 3.2 4motion (BDL)	discØ 294, PR 0WR, PR 2E3, PR 2E4	Gasolina	4WD	3189	170	231	11.03-11.09	■
3.2 V6 4motion (BKK)	discØ 294, PR 0WR, PR 2E3, PR 2E4	Gasolina	4WD	3189	173	235	11.03-12.09	■
3.2 V6 4motion (CFLA)	discØ 294, PR 0WR, PR 2E3, PR 2E4	Gasolina	4WD	3189	173	235	11.03-12.09	■
VR6 3.2 (BKK)	discØ 294, PR 2E3, PR 2E4, PR 0WR	Gasolina	FWD	3189	173	235	02.04-11.09	■
VR6 3.2 (CFLA)	discØ 294, PR 2E3, PR 2E4, PR 0WR	Gasolina	FWD	3189	173	235	02.04-11.09	■

LISTA DE APLICACIONES - BUYERS GUIDE

2.0 CNG (AXA)	discØ 294, PR 0WR, PR 2E3, PR 2E4, PR 0WS, PR 0WZ, PR 4KH, PR H4J, PR K4K, PR 0WL, PR K4A, PR K4B, PR 0WN, PR 0WP, PR 0WQ	Gasol./Gas (CNG)	FWD	1984	85	115	01.06-08.15	■
1.9 TDI (BRR)	discØ 294, PR 2E3, PR 2E4, PR 0WN, PR 0WP, PR 0WQ, PR 0WS, PR 0WZ, PR 0WR, PR 4KH, PR H4J, PR K4K, PR 0WL, PR K4A, PR K4B	Diesel	FWD	1896	62	84	01.06-11.09	■
1.9 TDI (AXC)	discØ 294, PR 2E3, PR 2E4, PR 0WN, PR 0WP, PR 0WQ, PR 0WS, PR 0WZ, PR 0WR, PR 4KH, PR H4J, PR K4K, PR 0WL, PR K4A, PR K4B	Diesel	FWD	1896	63	85	04.03-11.09	■
1.9 TDI (BRS)	discØ 294, PR 2E3, PR 2E4, PR 0WN, PR 0WP, PR 0WQ, PR 0WS, PR 0WZ, PR 0WR, PR 4KH, PR H4J, PR K4K, PR 0WL, PR K4A, PR K4B	Diesel	FWD	1896	75	102	01.06-11.09	■
1.9 TDI (AXB)	discØ 294, PR 2E3, PR 2E4, PR 0WN, PR 0WP, PR 0WQ, PR 0WS, PR 0WZ, PR 0WR, PR 4KH, PR H4J, PR K4K, PR 0WL, PR K4A, PR K4B	Diesel	FWD	1896	77	105	04.03-11.09	■
2.0 TDI (CAAA)	discØ 294, PR 2E3, PR 2E4, PR 0WN, PR 0WP, PR 0WQ, PR 0WS, PR 0WZ, PR 4KH, PR H4J, PR K4K, PR 0WL, PR K4A, PR K4B	Diesel	FWD	1968	62	84	09.09-08.15	■
2.0 TDI (CAAB)	discØ 294, PR 2E3, PR 2E4, PR 0WN, PR 0WP, PR 0WQ, PR 0WS, PR 0WZ, PR 4KH, PR H4J, PR K4K, PR 0WL, PR K4A, PR K4B	Diesel	FWD	1968	75	102	09.09-08.15	■
2.0 TDI (CAAD)	discØ 294, PR 2E3, PR 2E4, PR 0WN, PR 0WP, PR 0WQ, PR 0WS, PR 0WZ, PR 4KH, PR H4J, PR K4K, PR 0WL, PR K4A, PR K4B	Diesel	FWD	1968	84	114	05.11-08.15	■
2.0 TDI (CSDA)	discØ 294, PR 2E3, PR 2E4, PR 0WN, PR 0WP, PR 0WQ, PR 0WS, PR 0WZ, PR 4KH, PR H4J, PR K4K, PR 0WL, PR K4A, PR K4B	Diesel	FWD	1968	85	116	05.11-08.15	■
2.0 TDI (CAAE)	discØ 294, PR 2E3, PR 2E4, PR 0WN, PR 0WP, PR 0WQ, PR 0WS, PR 0WZ, PR 4KH, PR H4J, PR K4K, PR 0WL, PR K4A, PR K4B	Diesel	FWD	1968	100	136	05.10-08.15	■
2.0 TDI (CCHB)	discØ 294, PR 2E3, PR 2E4, PR 0WN, PR 0WP, PR 0WQ, PR 0WS, PR 0WZ, PR 4KH, PR H4J, PR K4K, PR 0WL, PR K4A, PR K4B	Diesel	FWD	1968	100	136	05.10-08.15	■
2.0 TDI 4motion (CAAE)	discØ 294, PR 2E3, PR 2E4, PR 0WN, PR 0WP, PR 0WQ, PR 0WS, PR 0WZ, PR 4KH, PR H4J, PR K4K, PR 0WL, PR K4A, PR K4B	Diesel	4WD	1968	100	136	05.10-08.15	■
2.0 TDI 4motion (CCHB)	discØ 294, PR 2E3, PR 2E4, PR 0WN, PR 0WP, PR 0WQ, PR 0WS, PR 0WZ, PR 4KH, PR H4J, PR K4K, PR 0WL, PR K4A, PR K4B	Diesel	4WD	1968	100	136	05.10-08.15	■
2.0 TDI (CAAC)	discØ 294, PR 2E3, PR 2E4, PR 0WN, PR 0WP, PR 0WQ, PR 0WS, PR 0WZ, PR 4KH, PR H4J, PR K4K, PR 0WL, PR K4A, PR K4B	Diesel	FWD	1968	103	140	09.09-08.15	■
2.0 TDI (CCHA)	discØ 294, PR 2E3, PR 2E4, PR 0WN, PR 0WP, PR 0WQ, PR 0WS, PR 0WZ, PR 4KH, PR H4J, PR K4K, PR 0WL, PR K4A, PR K4B	Diesel	FWD	1968	103	140	09.09-08.15	■
2.0 TDI 4motion (CAAC)	discØ 294, PR 2E3, PR 2E4, PR 0WN, PR 0WP, PR 0WQ, PR 0WS, PR 0WZ, PR 4KH, PR H4J, PR K4K, PR 0WL, PR K4A, PR K4B	Diesel	4WD	1968	103	140	09.09-08.15	■

LISTA DE APLICACIONES - BUYERS GUIDE

2.0 TDI 4motion (CCHA)	discØ 294, PR 2E3, PR 2E4, PR 0WN, PR 0WP, PR 0WQ, PR 0WS, PR 0WZ, PR 4KH, PR H4J, PR K4K, PR 0WL, PR K4A, PR K4B	Diesel	4WD	1968	103	140	09.09-08.15	■
2.0 BiTDI (CFCA)	discØ 294, PR 2E3, PR 2E4, PR 0WN, PR 0WP, PR 0WQ, PR 0WS, PR 0WZ, PR 4KH, PR H4J, PR K4K, PR 0WL, PR K4A, PR K4B	Diesel	FWD	1968	132	180	09.09-08.15	■
2.0 BiTDI 4motion (CFCA)	discØ 294, PR 2E3, PR 2E4, PR 0WS, PR 0WZ, PR 4KH, PR H4J, PR K4K, PR 0WL, PR K4A, PR K4B, PR 0WN, PR 0WP, PR 0WQ	Diesel	4WD	1968	132	180	09.09-08.15	■
2.5 TDI (AXD)	discØ 294, PR 2E3, PR 2E4, PR 0WN, PR 0WP, PR 0WQ, PR 0WS, PR 0WZ, PR 0WR, PR 4KH, PR H4J, PR K4K, PR 0WL, PR K4A, PR K4B	Diesel	FWD	2461	96	130	04.03-11.09	■
2.5 TDI (AXE)	discØ 294, PR 2E3, PR 2E4, PR 0WN, PR 0WP, PR 0WQ, PR 0WS, PR 0WZ, PR 0WR, PR 4KH, PR H4J, PR K4K, PR 0WL, PR K4A, PR K4B	Diesel	FWD	2461	96	130	04.03-11.09	■
2.5 TDI (BNZ)	discØ 294, PR 2E3, PR 2E4, PR 0WN, PR 0WP, PR 0WQ, PR 0WS, PR 0WZ, PR 0WR, PR 4KH, PR H4J, PR K4K, PR 0WL, PR K4A, PR K4B	Diesel	FWD	2461	96	130	04.03-11.09	■
2.5 TDI 4motion (AXD)	discØ 294, PR 2E3, PR 2E4, PR 0WN, PR 0WP, PR 0WQ, PR 0WS, PR 0WZ, PR 0WR, PR 4KH, PR H4J, PR K4K, PR 0WL, PR K4A, PR K4B	Diesel	4WD	2461	96	130	07.04-11.09	■
2.5 TDI 4motion (BNZ)	discØ 294, PR 2E3, PR 2E4, PR 0WN, PR 0WP, PR 0WQ, PR 0WS, PR 0WZ, PR 0WR, PR 4KH, PR H4J, PR K4K, PR 0WL, PR K4A, PR K4B	Diesel	4WD	2461	96	130	07.04-11.09	■
2.5 TDI (BLJ)	discØ 294, PR 0WN, PR 0WP, PR 0WQ, PR 0WS, PR 0WZ, PR 0WR, PR 2E3, PR 2E4, PR 4KH, PR H4J, PR K4K, PR 0WL, PR K4A, PR K4B	Diesel	FWD	2461	120	163	11.03-11.09	■
2.5 TDI (AXE)	discØ 294, PR 2E3, PR 2E4, PR 0WN, PR 0WP, PR 0WQ, PR 0WS, PR 0WZ, PR 0WR, PR 4KH, PR H4J, PR K4K, PR 0WL, PR K4A, PR K4B	Diesel	FWD	2461	128	174	04.03-11.09	■
2.5 TDI (BPC)	discØ 294, PR 2E3, PR 2E4, PR 0WN, PR 0WP, PR 0WQ, PR 0WS, PR 0WZ, PR 0WR, PR 4KH, PR H4J, PR K4K, PR 0WL, PR K4A, PR K4B	Diesel	FWD	2461	128	174	04.03-11.09	■
2.5 TDI 4motion (AXE)	discØ 294, PR 2E3, PR 2E4, PR 0WN, PR 0WP, PR 0WQ, PR 0WS, PR 0WZ, PR 0WR, PR 4KH, PR H4J, PR K4K, PR 0WL, PR K4A, PR K4B	Diesel	4WD	2461	128	174	07.04-11.09	■
2.5 TDI 4motion (BPC)	discØ 294, PR 2E3, PR 2E4, PR 0WN, PR 0WP, PR 0WQ, PR 0WS, PR 0WZ, PR 0WR, PR 4KH, PR H4J, PR K4K, PR 0WL, PR K4A, PR K4B	Diesel	4WD	2461	128	174	07.04-11.09	■
TRANSPORTER T5 / KOMBI (7HA, 7HH, 7EA, 7EH) 04.03-08.15					Van (LCVs-N1 Segment)			
2.0 (AXA)	discØ 294, PR 2E3, PR 2E4, PR 0WN, PR 0WP, PR 0WQ, PR 0WS, PR 0WZ, PR 0WR, PR 4KH, PR H4J, PR K4K, PR 0WL, PR K4A, PR K4B	Gasolina	FWD	1984	85	115	11.03-08.15	■
2.0 TSI (CJKB)	discØ 294, PR 2E3, PR 2E4, PR 0WN, PR 0WP, PR 0WQ, PR 0WS, PR 0WZ, PR 4KH, PR H4J, PR K4K, PR 0WL, PR K4A, PR K4B	Gasolina	FWD	1984	110	150	07.12-08.15	■

LISTA DE APLICACIONES - BUYERS GUIDE

2.0 TSI (CJKA)	discØ 294, PR 2E3, PR 2E4, PR 0WN, PR 0WP, PR 0WQ, PR 0WS, PR 0WZ, PR 4KH, PR H4J, PR K4K, PR 0WL, PR K4A, PR K4B	Gasolina	FWD	1984	150	204	05.11-08.15	■
2.0 TSI 4motion (CJKA)	discØ 294, PR 2E3, PR 2E4, PR 0WN, PR 0WP, PR 0WQ, PR 0WS, PR 0WZ, PR 4KH, PR H4J, PR K4K, PR 0WL, PR K4A, PR K4B	Gasolina	4WD	1984	150	204	07.11-08.15	■
3.2		Gasolina	FWD	3189	170	231	11.03-06.06	■
VR6 3.2 (BDL)	discØ 294, PR 2E3, PR 2E4	Gasolina	FWD	3189	170	231	04.03-06.05	■
VR6 3.2 4motion	discØ 294, PR 2E3, PR 2E4	Gasolina	4WD	3189	170	231	04.03-06.05	■
VR6 3.2 (BKK)	discØ 294, PR 0WR, PR 2E3, PR 2E4	Gasolina	FWD	3189	173	235	02.04-11.09	■
VR6 3.2 (CFLA)	discØ 294, PR 0WR, PR 2E3, PR 2E4	Gasolina	FWD	3189	173	235	02.04-11.09	■
VR6 3.2 4motion (BKK)	discØ 294, PR 0WR, PR 2E3, PR 2E4	Gasolina	4WD	3189	173	235	11.03-11.09	■
VR6 3.2 4motion (CFLA)	discØ 294, PR 0WR, PR 2E3, PR 2E4	Gasolina	4WD	3189	173	235	11.03-11.09	■
2.0 BiFuel (AXA)	discØ 294, PR 0WR, PR 2E3, PR 2E4, PR 0WN, PR 0WP, PR 0WQ, PR 0WS, PR 0WZ, PR 4KH, PR H4J, PR K4K, PR 0WL, PR K4A, PR K4B	Gasol./Gas (CNG)	FWD	1984	85	115	06.07-08.15	■
1.9 TDI (BRR)	discØ 294, PR 0WN, PR 0WP, PR 0WQ, PR 0WS, PR 0WZ, PR 0WR, PR 2E3, PR 2E4, PR 4KH, PR H4J, PR K4K, PR 0WL, PR K4A, PR K4B	Diesel	FWD	1896	62	84	01.06-11.09	■
1.9 TDI (AXC)	discØ 294, PR 2E3, PR 2E4, PR 0WN, PR 0WP, PR 0WQ, PR 0WS, PR 0WZ, PR 0WR, PR 4KH, PR H4J, PR K4K, PR 0WL, PR K4A, PR K4B	Diesel	FWD	1896	63	85	04.03-11.09	■
1.9 TDI (BRS)	discØ 294, PR 2E3, PR 2E4, PR 0WN, PR 0WP, PR 0WQ, PR 0WS, PR 0WZ, PR 0WR, PR 4KH, PR H4J, PR K4K, PR 0WL, PR K4A, PR K4B	Diesel	FWD	1896	75	102	01.06-11.09	■
1.9 TDI (AXB)	discØ 294, PR 2E3, PR 2E4, PR 0WN, PR 0WP, PR 0WQ, PR 0WS, PR 0WZ, PR 0WR, PR 4KH, PR H4J, PR K4K, PR 0WL, PR K4A, PR K4B	Diesel	FWD	1896	77	105	04.03-11.09	■
2.0 TDI (CAAA)	discØ 294, PR 2E3, PR 2E4, PR 0WN, PR 0WP, PR 0WQ, PR 0WS, PR 0WZ, PR 4KH, PR H4J, PR K4K, PR 0WL, PR K4A, PR K4B	Diesel	FWD	1968	62	84	09.09-08.15	■
2.0 TDI (CAAB)	discØ 294, PR 2E3, PR 2E4, PR 0WN, PR 0WP, PR 0WQ, PR 0WS, PR 0WZ, PR 4KH, PR H4J, PR K4K, PR 0WL, PR K4A, PR K4B	Diesel	FWD	1968	75	102	09.09-08.15	■
2.0 TDI (CAAD)	discØ 294, PR 2E3, PR 2E4, PR 0WN, PR 0WP, PR 0WQ, PR 0WS, PR 0WZ, PR 4KH, PR H4J, PR K4K, PR 0WL, PR K4A, PR K4B	Diesel	FWD	1968	84	114	05.11-08.15	■
2.0 TDI (CAAE)	01/11-, discØ 294, PR 2E3, PR 2E4, PR 0WN, PR 0WP, PR 0WQ, PR 0WS, PR 0WZ, PR 4KH, PR H4J, PR K4K, PR 0WL, PR K4A, PR K4B	Diesel	FWD	1968	100	136	05.10-08.15	■
2.0 TDI (CCHB)	01/11-, discØ 294, PR 2E3, PR 2E4, PR 0WN, PR 0WP, PR 0WQ, PR 0WS, PR 0WZ, PR 4KH, PR H4J, PR K4K, PR 0WL, PR K4A, PR K4B	Diesel	FWD	1968	100	136	05.10-08.15	■
2.0 TDI 4motion (CAAE)	discØ 294, PR 2E3, PR 2E4, PR 0WN, PR 0WP, PR 0WQ, PR 0WS, PR 0WZ, PR 4KH, PR H4J, PR K4K, PR 0WL, PR K4A, PR K4B	Diesel	4WD	1968	100	136	05.10-08.15	■

LISTA DE APLICACIONES - BUYERS GUIDE

2.0 TDI 4motion (CCHB)	discØ 294, PR 2E3, PR 2E4, PR 0WN, PR 0WP, PR 0WQ, PR 0WS, PR 0WZ, PR 4KH, PR H4J, PR K4K, PR 0WL, PR K4A, PR K4B	Diesel	4WD	1968	100	136	05.10-08.15	■
2.0 TDI (CAAC)	discØ 294, PR 2E3, PR 2E4, PR 0WN, PR 0WP, PR 0WQ, PR 0WS, PR 0WZ, PR 4KH, PR H4J, PR K4K, PR 0WL, PR K4A, PR K4B	Diesel	FWD	1968	103	140	09.09-08.15	■
2.0 TDI (CCHA)	discØ 294, PR 2E3, PR 2E4, PR 0WN, PR 0WP, PR 0WQ, PR 0WS, PR 0WZ, PR 4KH, PR H4J, PR K4K, PR 0WL, PR K4A, PR K4B	Diesel	FWD	1968	103	140	09.09-08.15	■
2.0 TDI 4motion (CAAC)	discØ 294, PR 2E3, PR 2E4, PR 0WN, PR 0WP, PR 0WQ, PR 0WS, PR 0WZ, PR 4KH, PR H4J, PR K4K, PR 0WL, PR K4A, PR K4B	Diesel	4WD	1968	103	140	09.09-08.15	■
2.0 TDI 4motion (CCHA)	discØ 294, PR 2E3, PR 2E4, PR 0WN, PR 0WP, PR 0WQ, PR 0WS, PR 0WZ, PR 4KH, PR H4J, PR K4K, PR 0WL, PR K4A, PR K4B	Diesel	4WD	1968	103	140	09.09-08.15	■
2.0 BitDI (CFCA)	discØ 294, PR 2E3, PR 2E4, PR 0WN, PR 0WP, PR 0WQ, PR 0WS, PR 0WZ, PR 4KH, PR H4J, PR K4K, PR 0WL, PR K4A, PR K4B	Diesel	FWD	1968	132	180	09.09-08.15	■
2.0 BitDI 4motion (CFCA)	discØ 294, PR 2E3, PR 2E4, PR 0WN, PR 0WP, PR 0WQ, PR 0WS, PR 0WZ, PR 4KH, PR H4J, PR K4K, PR 0WL, PR K4A, PR K4B	Diesel	4WD	1968	132	180	09.09-08.15	■
2.5 TDI (AXD)	discØ 294, PR 0WR, PR 2E3, PR 2E4, PR 0WN, PR 0WP, PR 0WQ, PR 0WS, PR 0WZ, PR 1KW, PR 2EE, PR 4KH, PR H4J, PR K4K, PR 0WL, PR K4A, PR K4B	Diesel	FWD	2461	96	130	04.03-11.09	■
2.5 TDI (BNZ)	discØ 294, PR 0WR, PR 2E3, PR 2E4, PR 0WN, PR 0WP, PR 0WQ, PR 0WS, PR 0WZ, PR 1KW, PR 2EE, PR 4KH, PR H4J, PR K4K, PR 0WL, PR K4A, PR K4B	Diesel	FWD	2461	96	130	04.03-11.09	■
2.5 TDI 4motion (AXD)	discØ 294, PR 0WR, PR 2E3, PR 2E4, PR 0WN, PR 0WP, PR 0WQ, PR 0WS, PR 0WZ, PR 4KH, PR H4J, PR K4K, PR 0WL, PR K4A, PR K4B	Diesel	4WD	2461	96	130	07.04-11.09	■
2.5 TDI 4motion (BNZ)	discØ 294, PR 0WR, PR 2E3, PR 2E4, PR 0WN, PR 0WP, PR 0WQ, PR 0WS, PR 0WZ, PR 4KH, PR H4J, PR K4K, PR 0WL, PR K4A, PR K4B	Diesel	4WD	2461	96	130	07.04-11.09	■
2.5 TDI (AXE)	discØ 294, PR 2E3, PR 2E4, PR 0WN, PR 0WP, PR 0WQ, PR 0WS, PR 0WZ, PR 0WR, PR 4KH, PR H4J, PR K4K, PR 0WL, PR K4A, PR K4B	Diesel	FWD	2461	128	174	04.03-11.09	■
2.5 TDI (BPC)	discØ 294, PR 2E3, PR 2E4, PR 0WN, PR 0WP, PR 0WQ, PR 0WS, PR 0WZ, PR 0WR, PR 4KH, PR H4J, PR K4K, PR 0WL, PR K4A, PR K4B	Diesel	FWD	2461	128	174	04.03-11.09	■
2.5 TDI 4motion (AXE)	discØ 294, PR 0WR, PR 2E3, PR 2E4, PR 0WN, PR 0WP, PR 0WQ, PR 0WS, PR 0WZ, PR 4KH, PR H4J, PR K4K, PR 0WL, PR K4A, PR K4B	Diesel	4WD	2461	128	174	07.04-11.09	■
2.5 TDI 4motion (BPC)	discØ 294, PR 0WR, PR 2E3, PR 2E4, PR 0WN, PR 0WP, PR 0WQ, PR 0WS, PR 0WZ, PR 4KH, PR H4J, PR K4K, PR 0WL, PR K4A, PR K4B	Diesel	4WD	2461	128	174	07.04-11.09	■

LISTA DE APLICACIONES - BUYERS GUIDE

TRANSPORTER T6 (SFD, SFE, SFL, SFZ, SJD, SJE, SJL, SJZ) 04.15-							Platform/Chassis (LCVs-N1 Segment)				
2.0 TSI (CJKB)	PR K4A, PR K4B, PR K4H, PR K4J, PR K4K	Gasolina	FWD	1984	110	150	04.15-06.19	■			
2.0 TDI (CAAA)	PR K4A, PR K4B, PR K4H, PR K4J, PR K4K	Diesel	FWD	1968	62	84	04.15-11.19				
2.0 TDI (CXGA)	PR K4A, PR K4B, PR K4H, PR K4J, PR K4K	Diesel	FWD	1968	62	84	04.15-11.19				
2.0 TDI (CXGD)	PR 0WL, PR 0WM, PR 0WP, PR 0WQ, PR 0WS, PR 0WZ, PR 0WR, PR L0L, PR L0R	Diesel	FWD	1968	66	90	10.19-				
2.0 TDI (CAAB)	PR K4A, PR K4B, PR K4H, PR K4J, PR K4K	Diesel	FWD	1968	75	102	04.15-11.19				
2.0 TDI (CXGB)	PR K4A, PR K4B, PR K4H, PR K4J, PR K4K	Diesel	FWD	1968	75	102	04.15-11.19				
2.0 TDI (CXHC)	PR 0WL, PR 0WM, PR 0WP, PR 0WQ, PR 0WS, PR 0WZ, PR 0WR, PR L0L, PR L0R	Diesel	FWD	1968	81	110	07.19-				
2.0 TDI (CXHB)	PR K4A, PR K4B, PR K4H, PR K4J, PR K4K	Diesel	FWD	1968	84	114	05.16-11.19				
2.0 TDI (CAAC)	PR K4A, PR K4B, PR K4H, PR K4J, PR K4K	Diesel	FWD	1968	103	140	04.15-11.19				
2.0 TDI 4motion (CAAC)	PR K4A, PR K4B, PR K4H, PR K4J, PR K4K	Diesel	4WD	1968	103	140	06.15-11.19				
2.0 TDI (CXHA)	PR K4A, PR K4B, PR K4H, PR K4J, PR K4K, PR 0WL, PR 0WM, PR 0WP, PR 0WQ, PR 0WS, PR 0WZ	Diesel	FWD	1968	110	150	08.15-				
2.0 TDI 4motion (CXHA)	PR K4A, PR K4B, PR K4H, PR K4J, PR K4K, PR 0WL, PR 0WM, PR 0WP, PR 0WQ, PR 0WS, PR 0WZ	Diesel	4WD	1968	110	150	05.16-				
2.0 TDI (CFCA)	PR K4A, PR K4B, PR K4H, PR K4J, PR K4K	Diesel	FWD	1968	132	180	04.15-11.19				
2.0 TDI 4motion (CFCA)	PR K4A, PR K4B, PR K4H, PR K4J, PR K4K	Diesel	4WD	1968	132	180	06.15-11.19				
2.0 TDI (CXEC)	PR 0WL, PR 0WM, PR 0WP, PR 0WQ, PR 0WS, PR 0WZ, PR 0WR, PR L0L, PR L0R	Diesel	FWD	1968	146	199	08.19-				
2.0 TDI 4motion (CXEC)	PR 0WL, PR 0WM, PR 0WP, PR 0WQ, PR 0WS, PR 0WZ, PR 0WR, PR L0L, PR L0R	Diesel	4WD	1968	146	199	08.19-				
2.0 TDI (CXEB)	PR K4A, PR K4B, PR K4H, PR K4J, PR K4K	Diesel	FWD	1968	150	204	05.16-				
2.0 TDI 4motion (CXEB)	PR K4A, PR K4B, PR K4H, PR K4J, PR K4K	Diesel	4WD	1968	150	204	05.16-				
TRANSPORTER T6 (SGA, SGH, SHA, SHH) 04.15-							Van (LCVs-N1 Segment)				
2.0 TSI (CJKB)	PR K4J, PR K4K, PR K4A, PR K4B, PR K4H	Gasolina	FWD	1984	110	150	04.15-07.19	■			
2.0 TSI (CJKA)	PR K4A, PR K4B, PR K4H, PR K4J, PR K4K	Gasolina	FWD	1984	150	204	04.15-07.19				
2.0 TSI 4motion (CJKA)	PR K4A, PR K4B, PR K4H, PR K4J, PR K4K	Gasolina	4WD	1984	150	204	06.15-07.19				
ABT e-Transporter (BOSCH SMG-180.1.3)	PR L0L, PR L0R	Eléctrico	FWD		83	113	01.20-				
2.0 TDI (CAAA)	PR K4A, PR K4B, PR K4H, PR K4J, PR K4K	Diesel	FWD	1968	62	84	04.15-07.19				
2.0 TDI (CXGA)	PR K4A, PR K4B, PR K4H, PR K4J, PR K4K	Diesel	FWD	1968	62	84	04.15-07.19				
2.0 TDI (CXGD)	PR 0WL, PR 0WM, PR 0WP, PR 0WQ, PR 0WS, PR 0WZ, PR 0WR	Diesel	FWD	1968	66	90	10.19-				
2.0 TDI (CAAB)	PR K4A, PR K4B, PR K4H, PR K4J, PR K4K	Diesel	FWD	1968	75	102	04.15-12.19				
2.0 TDI (CXGB)	PR K4A, PR K4B, PR K4H, PR K4J, PR K4K	Diesel	FWD	1968	75	102	04.15-12.19				
2.0 TDI (CXHC)	PR 0WL, PR 0WM, PR 0WP, PR 0WQ, PR 0WS, PR 0WZ, PR 0WR, PR L0L, PR L0R	Diesel	FWD	1968	81	110	07.19-				
2.0 TDI (CXHB)	PR K4A, PR K4B, PR K4H, PR K4J, PR K4K	Diesel	FWD	1968	84	114	05.16-08.19	■			

LISTA DE APLICACIONES - BUYERS GUIDE

2.0 TDI (CAAC)	PR K4A, PR K4B, PR K4H, PR Diesel K4J, PR K4K	FWD	1968	103	140	04.15-12.19	■
2.0 TDI 4motion (CAAC)	PR K4A, PR K4B, PR K4H, PR Diesel K4J, PR K4K	4WD	1968	103	140	06.15-12.19	■
2.0 TDI (CXFA)	PR K4A, PR K4B, PR K4H, PR Diesel K4J, PR K4K, PR 0WL, PR 0WM, PR 0WP, PR 0WQ, PR 0WS, PR 0WZ, PR 0WR	FWD	1968	110	150	04.15-	■
2.0 TDI (CXHA)	PR K4A, PR K4B, PR K4H, PR Diesel K4J, PR K4K, PR 0WL, PR 0WM, PR 0WP, PR 0WQ, PR 0WS, PR 0WZ, PR 0WR	FWD	1968	110	150	04.15-	■
2.0 TDI 4motion (CXFA)	PR K4A, PR K4B, PR K4H, PR Diesel K4J, PR K4K, PR 0WL, PR 0WM, PR 0WP, PR 0WQ, PR 0WS, PR 0WZ	4WD	1968	110	150	08.15-	■
2.0 TDI 4motion (CXHA)	PR K4A, PR K4B, PR K4H, PR Diesel K4J, PR K4K, PR 0WL, PR 0WM, PR 0WP, PR 0WQ, PR 0WS, PR 0WZ	4WD	1968	110	150	08.15-	■
2.0 TDI (CFCA)	PR K4A, PR K4B, PR K4H, PR Diesel K4J, PR K4K	FWD	1968	132	180	04.15-12.19	■
2.0 TDI 4motion (CFCA)	PR K4A, PR K4B, PR K4H, PR Diesel K4J, PR K4K	4WD	1968	132	180	06.15-12.19	■
2.0 TDI (CXEC)	PR 0WL, PR 0WM, PR 0WP, Diesel PR 0WQ, PR 0WS, PR 0WZ, PR 0WR, PR L0L, PR L0R	FWD	1968	146	199	08.18-	■
2.0 TDI 4motion (CXEC)	02/19-, PR 0WL, PR 0WM, PR Diesel 0WP, PR 0WQ, PR 0WS, PR 0WZ, PR 0WR	4WD	1968	146	199	08.18-	■
2.0 TDI (CXEB)	PR K4A, PR K4B, PR K4H, PR Diesel K4J, PR K4K	FWD	1968	150	204	06.15-	■
2.0 TDI 4motion (CXEB)	PR K4A, PR K4B, PR K4H, PR Diesel K4J, PR K4K	4WD	1968	150	204	06.15-	■
TRANSPORTER T6 / CALIFORNIA / CARAVELLE (SGB, SGJ, SHB, SHJ) 04.15-				Bus (Minibus-M2-Segment)			
2.0 TSI (CJKB)	PR K4A, PR K4B, PR K4H, PR Gasolina K4J, PR K4K	FWD	1984	110	150	04.15-07.19	■
2.0 TSI (CJKA)	PR K4A, PR K4B, PR K4H, PR Gasolina K4J, PR K4K	FWD	1984	150	204	04.15-07.19	■
2.0 TSI 4motion (CJKA)	PR K4A, PR K4B, PR K4H, PR Gasolina K4J, PR K4K	4WD	1984	150	204	06.15-07.19	■
ABT e-Caravelle (BOSCH SMG-180.1.3)	PR L0L, PR L0R Eléctrico	FWD		83	113	01.20-	■
2.0 TDI (CAAA)	PR K4A, PR K4B, PR K4H, PR Diesel K4J, PR K4K	FWD	1968	62	84	04.15-07.19	■
2.0 TDI (CXGA)	PR K4A, PR K4B, PR K4H, PR Diesel K4J, PR K4K	FWD	1968	62	84	04.15-07.19	■
2.0 TDI (CXGD)	PR 0WL, PR 0WM, PR 0WP, Diesel PR 0WQ, PR 0WS, PR 0WZ, PR 0WR	FWD	1968	66	90	10.19-	■
2.0 TDI (CAAB)	PR K4A, PR K4B, PR K4H, PR Diesel K4J, PR K4K	FWD	1968	75	102	04.15-12.19	■
2.0 TDI (CXGB)	PR K4A, PR K4B, PR K4H, PR Diesel K4J, PR K4K	FWD	1968	75	102	04.15-12.19	■
2.0 TDI (CXHC)	PR 0WL, PR 0WM, PR 0WP, Diesel PR 0WQ, PR 0WS, PR 0WZ, PR 0WR, PR L0L, PR L0R	FWD	1968	81	110	07.19-	■
2.0 TDI (CXHB)	PR K4A, PR K4B, PR K4H, PR Diesel K4J, PR K4K	FWD	1968	84	114	05.16-08.19	■
2.0 TDI (CAAC)	PR K4A, PR K4B, PR K4H, PR Diesel K4J, PR K4K	FWD	1968	103	140	04.15-12.19	■
2.0 TDI 4motion (CAAC)	PR K4A, PR K4B, PR K4H, PR Diesel K4J, PR K4K	4WD	1968	103	140	06.15-12.19	■
2.0 TDI (CXFA)	PR K4A, PR K4B, PR K4H, PR Diesel 0WR, PR K4J, PR K4K, PR 0WL, PR 0WM, PR 0WP, PR 0WQ, PR 0WS, PR 0WZ	FWD	1968	110	150	04.15-	■
2.0 TDI (CXHA)	PR K4A, PR K4B, PR K4H, PR Diesel 0WR, PR K4J, PR K4K, PR 0WL, PR 0WM, PR 0WP, PR 0WQ, PR 0WS, PR 0WZ	FWD	1968	110	150	04.15-	■

LISTA DE APLICACIONES - BUYERS GUIDE

2.0 TDI 4motion (CXFA)	PR K4A, PR K4B, PR K4H, PR Diesel K4J, PR K4K, PR 0WL, PR 0WM, PR 0WP, PR 0WQ, PR 0WS, PR 0WZ	4WD	1968	110	150	08.15-
2.0 TDI 4motion (CXHA)	PR K4A, PR K4B, PR K4H, PR Diesel K4J, PR K4K, PR 0WL, PR 0WM, PR 0WP, PR 0WQ, PR 0WS, PR 0WZ	4WD	1968	110	150	08.15-
2.0 TDI (CFCA)	PR K4A, PR K4B, PR K4H, PR Diesel K4J, PR K4K	FWD	1968	132	180	04.15-12.19
2.0 TDI 4motion (CFCA)	PR K4A, PR K4B, PR K4H, PR Diesel K4J, PR K4K	4WD	1968	132	180	06.15-12.19
2.0 TDI (CXC)	02/19-, PR 0WL, PR 0WM, PR Diesel 0WP, PR 0WQ, PR 0WS, PR 0WZ, PR 0WR	FWD	1968	146	199	11.18-
2.0 TDI 4motion (CXC)	02/19-, PR 0WL, PR 0WM, PR Diesel 0WP, PR 0WQ, PR 0WS, PR 0WZ, PR 0WR	4WD	1968	146	199	08.18-
2.0 TDI (CXEB)	PR K4A, PR K4B, PR K4H, PR Diesel K4J, PR K4K	FWD	1968	150	204	06.15-
2.0 TDI 4motion (CXEB)	PR K4A, PR K4B, PR K4H, PR Diesel K4J, PR K4K	4WD	1968	150	204	06.15-

