


# LISTA DE APLICACIONES - BUYERS GUIDE

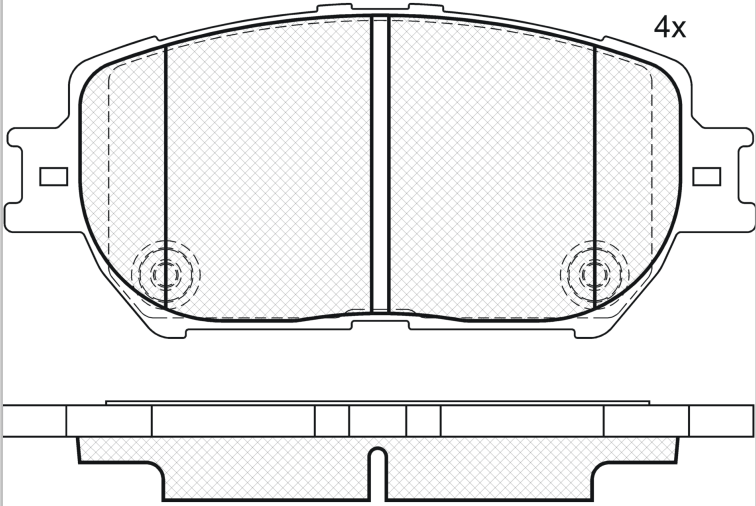
## 181689




8 424073 092779

Qty: 300      Weight: 1.530

O.E.M.	MAKE
04465-06030	TOYOTA
04465-30340	TOYOTA
04465-33240	TOYOTA
04465-33250	TOYOTA
04465-33260	TOYOTA
04465-33320	TOYOTA
04465-33340	TOYOTA
04465-44140	TOYOTA
04465-44170	TOYOTA
04465-68010	TOYOTA
04465-AZ010TM	TOYOTA
04465-YZZDZ	TOYOTA
V9118-A090	TOYOTA



## 181689



**E 90R-01111/701**

Akebono

131.4x58.5x17.3

WVA	FMSI
23806	D908-7787
23928	D1052-7787

MAKE
DAIHATSU
LEXUS
TOYOTA



Trac.	CC	Kw	CV	
				 
				Front / Rear

## DAIHATSU

### ALTIS 08.01-12.05

2.4		Gasolina	FWD	2362	112	152	08.01-12.05	■
2.4		Gasolina	FWD	2362	112	152	08.01-12.05	■
2.4 VVTi SX		Gasolina	FWD	2362	116	158	01.06-12.10	■
2.4 VVTi SX		Gasolina	FWD	2362	116	158	01.06-12.10	■
2.4		Gasolina	FWD	2362	123	167	01.08-04.10	■
2.4 A las 4 ruedas		Gasolina	FWD	2362	123	167	01.08-04.10	■

## LEXUS

### GS III ( \_S19\_) 01.05-12.12

300 (GRS190_, GRS190R) (3GR-FSE)	Gasolina	RWD	2995	183	249	04.05-11.11	■
----------------------------------	----------	-----	------	-----	-----	-------------	---

### IS II ( \_E2\_) 08.05-04.13

250 AWD (GSE25_) (4GR-FSE)	Gasolina	4WD	2499	153	208	10.05-03.13	■
250 AWD (GSE25_, GSE25R) (4GR-FSE)	Gasolina	4WD	2499	158	215	11.10-03.13	■

### IS III ( \_E3\_) 04.13-

250 (GSE30_, GSE30R) (4GR-FSE)	Gasolina	RWD	2499	153	208	04.13-08.15	■
300h (AVE30_, AVE30R) (2AR-FSE)	Gasol./el éc.	RWD	2494	164	223	04.13-09.20	■

### IS C (GSE2\_) 04.09-

250	Gasolina	FWD	2499	157	214	08.10-	■
-----	----------	-----	------	-----	-----	--------	---

## TOYOTA

### AURION ( \_V4\_) 03.06-09.11

2.0	Gasolina	FWD	1998	114	155	03.06-07.09	■
-----	----------	-----	------	-----	-----	-------------	---

# LISTA DE APLICACIONES - BUYERS GUIDE

2.4		Gasolina	FWD	2362	116	158	03.06-07.09	■
<b>CAMRY ( _ V3 _ ) 08.01-11.06</b>					<b>Saloon (Executive car-E Segment)</b>			
2.0 (ACV41_) (1AZ-FE)		Gasolina	FWD	1998	108	147	05.06-09.11	■
2.0 (ACV31_, ACV31) (1AZ-FE)	-12/05	Gasolina	FWD	1998	110	150	08.01-11.06	■
2.4 Hybrid		Gasolina	FWD	2362	105	143	01.06-11.06	■
2.4 (ACV30, ACV36) (2AZ-FE)	-12/05	Gasolina	FWD	2362	112	152	11.01-11.06	■
2.4 VVTi LE		Gasolina	FWD	2362	116	158	01.06-11.06	■
2.4 (ACV40_, ACV40R) (2AZ-FE)		Gasolina	FWD	2362	123	167	01.06-09.11	■
2.4	01/06-	Gasolina	FWD	2395	113	154	01.06-	■
2.5 (ASV40_) (2AR-FE)		Gasolina	FWD	2494	129	175	01.10-09.11	■
3.0 (MCV30_, MCV30R) (1MZ-FE)	-12/05	Gasolina	FWD	2995	137	186	08.01-11.06	■
3.3 (MCV31_, MCV31) (3MZ-FE)	Japan	Gasolina	FWD	3311	165	224	07.03-02.06	■
<b>CROWN XII (CRS_, JZS_, GRS18_, UZS_) 09.03-12.08</b>					<b>Saloon (Luxury car-F Segment)</b>			
3.0 (GRS182) (3GR-FSE)	Eq.V_ ATH	Gasolina	RWD	2994	188	256	09.03-01.08	■
<b>CROWN XIII ( _ S20 _ ) 02.08-11.12</b>					<b>Saloon (Luxury car-F Segment)</b>			
4.3 V8	01/12-	Gasolina	FWD	4292	206	280	04.09-11.12	■
4.6	01/12-	Gasolina	FWD	4608	255	347	04.09-11.12	■
<b>ISIS ( _ M1 _ ) 07.04-</b>					<b>MPV (Large MPV-M1 Segment)</b>			
1.8 VVTi (ZNM10W) (1ZZ-FE)		Gasolina	FWD	1794	97	132	07.04-08.14	■
1.8 VVTi (ZNM15W) (1ZZ-FE)		Gasolina	4WD	1794	97	132	07.04-12.10	■
1.8 VVTi 4WD (ZGM15G)		Gasolina	4WD	1798	98	133	04.07-08.14	■
1.8 VVTi (ZGM10W, ZGE25) (2ZR-FAE)		Gasolina	FWD	1798	106	144	04.07-08.14	■
2.0 VVTi (ZGM11W)		Gasolina	FWD	1987	112	152	06.12-	■
2.0 VVTi (ZGM11W) (3ZR-FAE)	09/10-	Gasolina	FWD	1987	116	158	09.09-08.14	■
2.0 VVTi (ANM10G) (1AZ-FSE)		Gasolina	FWD	1998	114	155	07.04-08.09	■
2.0 VVTi 4WD (ANM15G) (1AZ-FSE)		Gasolina	4WD	1998	114	155	07.04-08.14	■
<b>MARK X / REIZ (GRX12_) 03.04-09.09</b>					<b>Saloon (Executive car-E Segment)</b>			
2.5 VVTi (GRX120_, GRX120) (4GR-FSE)		Gasolina	RWD	2499	158	215	11.04-09.09	■
3.0 VVTi (GRX121) (3GR-FSE)		Gasolina	RWD	2995	188	256	11.04-09.09	■
<b>SOLARA ( _ V3 _ ) 10.03-11.08</b>					<b>Convertible (Executive car-E Segment)</b>			
2.4		Gasolina	FWD	2362	117	159	02.04-11.08	■
3.0		Gasolina	FWD	2995	137	186	02.04-11.08	■
3.3 (MCV31_, MCV31) (3MZ-FE)		Gasolina	FWD	3311	165	224	01.04-11.08	■
<b>SOLARA ( _ V3 _ ) 07.01-11.08</b>					<b>Coupe (Executive car-E Segment)</b>			
2.4 (ACV30_, ACV30R) (2AZ-FE)		Gasolina	FWD	2362	117	159	07.03-11.08	■
3.0		Gasolina	FWD	2995	137	186	07.03-07.08	■
3.3 (MCV31_, MCV31) (3MZ-FE)		Gasolina	FWD	3311	165	224	07.03-07.08	■
<b>VISTA V ( _ V5 _ ) 06.98-08.03</b>					<b>Saloon (Executive car-E Segment)</b>			
2.4		Gasolina	FWD	2362	112	152	06.01-08.03	■
3.3		Gasolina	FWD	3311	165	224	06.02-08.03	■
<b>WISH ( _ E1 _ ) 01.03-03.09</b>					<b>MPV (Compact MPV-M1 Segment)</b>			
1.8 Hi 4WD (ZNE14G) (1ZZ-FE)		Gasolina	4WD	1794	92	125	04.03-03.09	■
1.8 Hi (ZNE10) (1ZZ-FE)		Gasolina	FWD	1794	97	132	04.03-03.09	■
2.0 VVTi (ANE10G, ANE11W)		Gasolina	FWD	1998	114	155	04.03-03.09	■