

LISTA DE APLICACIONES - BUYERS GUIDE

181695

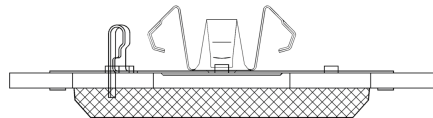
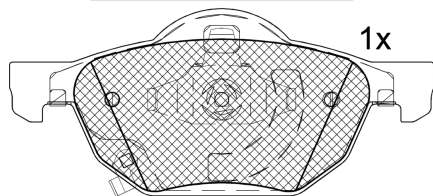
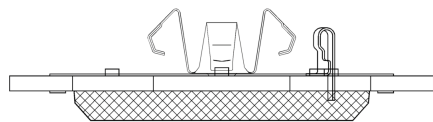
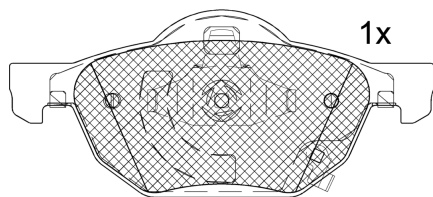
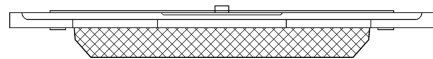
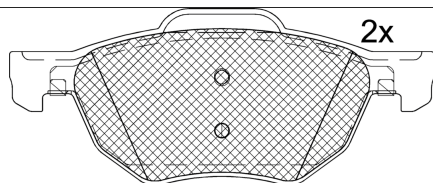


8 424073 092878

Qty: 300

Weight: 1.790

O.E.M.	MAKE
45022-SEA-E01	HONDA
45022-SEA-EZ1	HONDA



181695

E 9 90R-01111/1004



Ate - Teves

155x64.5x17.5

155x68.4x17.5

WVA	FMSI
23719	D2008-9238
23720	
23721	
24213	
24214	
MAKE	
HONDA	



	Trac.	CC	Kw	CV			Front / Rear
--	-------	----	----	----	--	--	--------------

HONDA

(CS_) 01.08-09.12								Coupe ()
3.5 (J35Z2)	-12/08	Gasolina	FWD	3471	202	275	09.08-12.12	■
ACCORD VI Aerodeck (CF) 07.97-09.05								Estate (Executive car-E Segment)
2.4 Vtec E		Gasolina	FWD	2354	118	160	09.03-09.05	■
ACCORD VII (CM) 07.03-								Coupe (Compact executive car-D Segment)
2.4		Gasolina	FWD	2354	118	160	07.03-03.06	■
2.4		Gasolina	FWD	2354	122	166	04.06-07.08	■
3.0 VTi- Vtec	-12/08	Gasolina	FWD	2997	177	241	04.06-	■
ACCORD VII (CM, UC) 09.02-05.08								Saloon (Executive car-E Segment)
2.4 Vtec E (CM5) (K24A2)		Gasolina	FWD	2354	118	160	09.02-12.05	■
2.4 Vtec E (CM5) (K24A4)		Gasolina	FWD	2354	118	160	09.02-12.05	■
2.4 Vtec E (CM5)		Gasolina	FWD	2354	125	170	06.06-01.08	■
3.0 (CM6) (J30A4)		Gasolina	FWD	2997	177	241	05.03-12.05	■
ACCORD VII / ACCOR EURO (CL, CN) 01.03-09.12								Saloon (Executive car-E Segment)
2.0 (CL7) (K20A6)	Syst. SEA	Gasolina	FWD	1998	114	155	02.03-05.08	■
2.0 A las 4 ruedas (CL8) (K20A6)	Syst. SEA	Gasolina	4WD	1998	114	155	02.03-05.08	■
2.0 EURO R		Gasolina	FWD	1998	160	218	06.03-12.08	■
2.4 (CL9) (K24A8)		Gasolina	FWD	2354	113	154	09.06-05.08	■
2.4 Vtec		Gasolina	FWD	2354	122	166	04.06-07.08	■
2.4 (K24A)	-12/08	Gasolina	FWD	2354	132	180	01.08-09.12	■
2.4 (CL9) (K24A)	Syst. SEA	Gasolina	FWD	2354	140	190	02.03-05.08	■
2.4 (CL9) (K24A3)	Syst. SEA	Gasolina	FWD	2354	140	190	02.03-05.08	■

LISTA DE APLICACIONES - BUYERS GUIDE

3.0 (J30A5)		Gasolina	FWD	2997	182	247	04.06-05.08	■	
2.2 i-CTDi (CN1) (N22A1)	Syst. SEA	Diesel	FWD	2204	103	140	01.04-05.08	■	
ACCORD VII Tourer (CM, CN) 11.02-05.08							Estate (Compact executive car-D Segment)		
2.0 (CM1) (K20A6)	Syst. SEA	Gasolina	FWD	1998	114	155	04.03-05.08	■	
2.4 Vtec E		Gasolina	FWD	2354	118	160	09.03-09.05	■	
2.4 (CM2) (K24A3)	Syst. SEA	Gasolina	FWD	2354	140	190	04.03-05.08	■	
2.4 Vtec T (CM2) (K24A1)		Gasolina	FWD	2354	147	200	09.03-05.08	■	
2.2 i-CTDi (CN2) (N22A1)	Syst. SEA	Diesel	FWD	2204	103	140	01.04-05.08	■	