

LISTA DE APLICACIONES - BUYERS GUIDE

181795

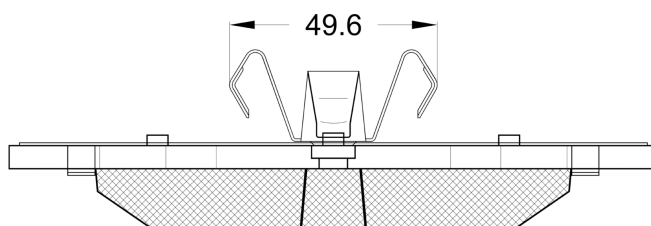
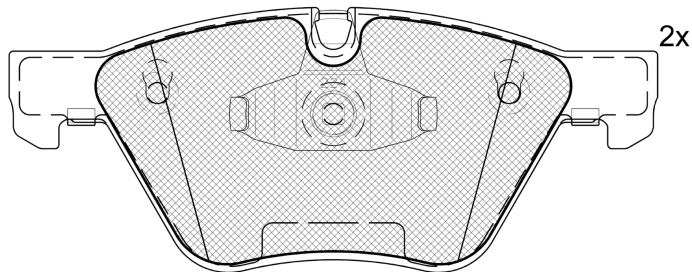
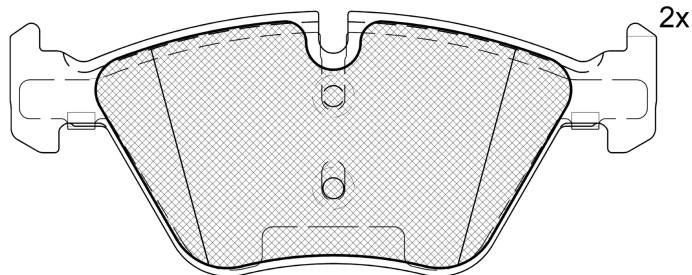


8 424073 095817

Qty: 300

Weight: 1.930

O.E.M.	MAKE
34 11 2 288 856	BMW
34 11 2 288 857	BMW
34 11 6 771 972	BMW
34 11 6 777 772	BMW
34 11 6 797 859	BMW



181795

E 9 90R-01111/1420



Ate - Teves

154.5x63.4x20.3
155x63.37x20.3

WVA	FMSI
23794	D1061-7967
24096	
24193	

MAKE
BMW



Trac.	CC	Kw	CV
-------	----	----	----



Front / Rear

BMW

1 Serie (E88) 12.07-12.13						Convertible (Compact car-C Segment)			
118 i (N46 B20 B)		Gasolina	RWD	1995	100	136	09.08-12.13	■	
118 i (N43 B20 A)		Gasolina	RWD	1995	105	143	03.08-10.13	■	
120 i (N46 B20 B)	not M technique	Gasolina	RWD	1995	115	156	03.08-12.13	■	
120 i (N46 B20 C)	not M technique	Gasolina	RWD	1995	115	156	03.08-12.13	■	
120 i (N46 B20 E)	not M technique	Gasolina	RWD	1995	115	156	03.08-12.13	■	
120 i (N43 B20 A)	-12/10, not M technique	Gasolina	RWD	1995	120	163	03.08-12.13	■	
120 i (N43 B20 A)	-12/10, not M technique	Gasolina	RWD	1995	125	170	12.07-10.13	■	
125 i (N52 B30 A)	-12/10, not M technique	Gasolina	RWD	2996	160	218	12.07-10.13	■	
125 i (N52 B30 B)	-12/10, not M technique	Gasolina	RWD	2996	160	218	12.07-10.13	■	
125 i (N52 B30 BF)	-12/10, not M technique	Gasolina	RWD	2996	160	218	12.07-10.13	■	
128 i (N51 B30 A)	discØ 300, Syst. Standard, -09/10, not M technique	Gasolina	RWD	2996	172	234	12.07-10.13	■	
128 i (N52 B30 A)	discØ 300, Syst. Standard, -09/10, not M technique	Gasolina	RWD	2996	172	234	12.07-10.13	■	
120 d (N47 D20 A)	-12/10, not M technique	Diesel	RWD	1995	120	163	03.08-12.13	■	
120 d (N47 D20 C)	-12/10, not M technique	Diesel	RWD	1995	120	163	03.08-12.13	■	
120 d (N47 D20 A)	-12/10, not M technique	Diesel	RWD	1995	130	177	03.08-12.13	■	
120 d (N47 D20 C)	-12/10, not M technique	Diesel	RWD	1995	130	177	03.08-12.13	■	
120 d (N47 D20 C)	-12/10, not M technique	Diesel	RWD	1995	145	197	03.08-12.13	■	
123 d (N47 D20 B)	-12/10, not M technique	Diesel	RWD	1995	150	204	09.08-12.13	■	
123 d (N47 D20 D)	-12/10, not M technique	Diesel	RWD	1995	150	204	09.08-12.13	■	
1 Serie (E82) 10.06-10.13						Coupe (Compact car-C Segment)			
120 i (N46 B20 B)	not M technique	Gasolina	RWD	1995	115	156	09.09-10.13	■	
120 i (N46 B20 BD)	not M technique	Gasolina	RWD	1995	115	156	09.09-10.13	■	

LISTA DE APLICACIONES - BUYERS GUIDE

120 i (N46 B20 C)	not M technique	Gasolina	RWD	1995	115	156	09.09-10.13	■	
120 i (N46 B20 E)	not M technique	Gasolina	RWD	1995	115	156	09.09-10.13	■	
120 i (N43 B20 A)	not M technique	Gasolina	RWD	1995	125	170	10.07-10.13	■	
3.0 128 i	01/07-	Gasolina	FWD	2995	169	230	10.06-	■	
125 i (N52 B30 A)	-12/10, not M technique	Gasolina	RWD	2996	160	218	03.08-10.13	■	
125 i (N52 B30 B)	-12/10, not M technique	Gasolina	RWD	2996	160	218	03.08-10.13	■	
125 i (N52 B30 BF)	-12/10, not M technique	Gasolina	RWD	2996	160	218	03.08-10.13	■	
128 i (N51 B30 A,N52 B30 A)	not M technique	Gasolina	RWD	2996	172	234	10.07-10.13	■	
120 d (N47 D20 A)	not M technique	Diesel	RWD	1995	120	163	09.07-10.13	■	
120 d (N47 D20 C)	not M technique	Diesel	RWD	1995	120	163	09.07-10.13	■	
120 d (N47 D20 A)	not M technique	Diesel	RWD	1995	130	177	09.07-10.13	■	
120 d (N47 D20 C)	not M technique	Diesel	RWD	1995	130	177	09.07-10.13	■	
120 d (N47 D20 A)	not M technique, Syst. Standard	Diesel	RWD	1995	145	197	09.07-10.13	■	
120 d (N47 D20 C)	not M technique, Syst. Standard	Diesel	RWD	1995	145	197	09.07-10.13	■	
123 d (N47 D20 B)	-12/10, not M technique	Diesel	RWD	1995	150	204	10.07-09.13	■	
123 d (N47 D20 D)	-12/10, not M technique	Diesel	RWD	1995	150	204	10.07-09.13	■	
1 Serie (E87) 02.03-12.13							Hatchback (Compact car-C Segment)		
120 i	03/07-, Type E87, not M technique	Gasolina	FWD	1995	110	150	09.06-09.12	■	
120 i (N46 B20 A)	not M technique	Gasolina	RWD	1995	115	156	03.07-06.11	■	
120 i (N46 B20 B)	not M technique	Gasolina	RWD	1995	115	156	03.07-06.11	■	
120 i (N46 B20 BD)	not M technique	Gasolina	RWD	1995	115	156	03.07-06.11	■	
120 i (N46 B20 C)	not M technique	Gasolina	RWD	1995	115	156	03.07-06.11	■	
120 i (N46 B20 CC)	not M technique	Gasolina	RWD	1995	115	156	03.07-06.11	■	
120 i (N46 B20 B)	not M technique	Gasolina	RWD	1995	115	156	03.07-12.11	■	
120 i (N46 B20 C)	not M technique	Gasolina	RWD	1995	115	156	03.07-12.11	■	
120 i (N43 B20 A)	not M technique	Gasolina	RWD	1995	120	163	03.07-06.11	■	
120 i (N43 B20 A)	not M technique	Gasolina	RWD	1995	120	163	03.07-12.11	■	
120 i (N43 B20 A)	not M technique	Gasolina	RWD	1995	125	170	03.07-06.11	■	
120 i (N43 B20 A)	not M technique	Gasolina	RWD	1995	125	170	03.07-09.12	■	
130 i (N52 B30 A)	not M technique	Gasolina	RWD	2996	190	258	03.07-06.11	■	
130 i (N52 B30 AF)	not M technique	Gasolina	RWD	2996	190	258	03.07-06.11	■	
130 i (N52 B30 B)	not M technique	Gasolina	RWD	2996	190	258	03.07-06.11	■	
130 i (N52 B30 BF)	not M technique	Gasolina	RWD	2996	190	258	03.07-06.11	■	
130 i (N52 B30 A)	-12/10, not M technique	Gasolina	RWD	2996	190	258	09.06-12.11	■	
130 i (N52 B30 B)	-12/10, not M technique	Gasolina	RWD	2996	190	258	09.06-12.11	■	
130 i (N52 B30 BF)	-12/10, not M technique	Gasolina	RWD	2996	190	258	09.06-12.11	■	
130 i (N52 B30 A)	not M technique	Gasolina	RWD	2996	195	265	09.05-02.07	■	
130 i (N52 B30 AF)	not M technique	Gasolina	RWD	2996	195	265	09.05-02.07	■	
130 i (N52 B30 BF)	not M technique	Gasolina	RWD	2996	195	265	09.05-02.07	■	
130 i (N52 B30 A)	-12/10, not M technique	Gasolina	RWD	2996	195	265	09.06-12.11	■	
130 i (N52 B30 B)	-12/10, not M technique	Gasolina	RWD	2996	195	265	09.06-12.11	■	
130 i (N52 B30 BF)	-12/10, not M technique	Gasolina	RWD	2996	195	265	09.06-12.11	■	
118 d	03/07-, Type E87, not M technique	Diesel	RWD	1995	90	122	09.06-09.12	■	
120 d (M47 D20 (204D4))		Diesel	RWD	1995	115	156	05.06-02.07	■	
120 d (M47 D20 (204D4))	03/07-, not M technique	Diesel	RWD	1995	120	163	06.04-06.11	■	
120 d (N47 D20 A)	03/07-, not M technique	Diesel	RWD	1995	120	163	06.04-06.11	■	
120 d (N47 D20 A)	Type E87, not M technique	Diesel	RWD	1995	120	163	03.07-12.11	■	
120 d (N47 D20 C)	Type E87, not M technique	Diesel	RWD	1995	120	163	03.07-12.11	■	
120 d (N47 D20 A)		Diesel	RWD	1995	125	170	03.07-10.10	■	

LISTA DE APLICACIONES - BUYERS GUIDE

120 d (N47 D20 A)	not M technique	Diesel	RWD	1995	130	177	03.07-06.11	■	
120 d (N47 D20 C)	not M technique	Diesel	RWD	1995	130	177	03.07-06.11	■	
120 d (N47 D20 A)	not M technique	Diesel	RWD	1995	130	177	03.07-12.11	■	
120 d (N47 D20 C)	not M technique	Diesel	RWD	1995	130	177	03.07-12.11	■	
120 d (N47 D20 A)	Syst. Standard	Diesel	RWD	1995	145	197	03.07-12.11	■	
120 d (N47 D20 C)	Syst. Standard	Diesel	RWD	1995	145	197	03.07-12.11	■	
123 d (N47 D20 B)	not M technique	Diesel	RWD	1995	150	204	03.07-06.11	■	
123 d (N47 D20 D)	not M technique	Diesel	RWD	1995	150	204	03.07-06.11	■	
123 d (N47 D20 B)	-12/10, not M technique	Diesel	RWD	1995	150	204	03.07-12.11	■	
123 d (N47 D20 D)	-12/10, not M technique	Diesel	RWD	1995	150	204	03.07-12.11	■	
3 Serie V (E93) 05.06-12.13					Convertible (Compact executive car-D Segment)				
318i (N43 B20 A)	not Performance brak	Gasolina	RWD	1995	105	143	03.10-12.13	■	
320i	not M technique	Gasolina	RWD	1995	110	149	01.07-08.13	■	
320i (N46 B20 B)	03/08-, not Performance brak	Gasolina	RWD	1995	115	156	01.07-08.13	■	
320i (N43 B20 A)	03/08-, not Performance brak	Gasolina	RWD	1995	120	163	09.06-10.13	■	
320i (N43 B20 A)	03/08-, not Performance brak	Gasolina	RWD	1995	125	170	03.07-10.13	■	
3 Serie V (E92) 01.05-12.13					Coupe (Compact executive car-D Segment)				
316 i (N43 B16 AA)	not Performance brak	Gasolina	RWD	1599	90	122	09.07-06.13	■	
320i	not Performance brak	Gasolina	FWD	1955	112	152	01.10-	■	
318i (N43 B20 A)	not Performance brak	Gasolina	RWD	1995	105	143	03.10-12.13	■	
320i	not M technique	Gasolina	RWD	1995	110	150	11.06-06.07	■	
320i (N46 B20 B)	not Performance brak	Gasolina	RWD	1995	115	156	06.07-12.13	■	
320i (N43 B20 A)	not Performance brak	Gasolina	RWD	1995	120	163	01.07-06.13	■	
320i (N43 B20 A)	not Performance brak	Gasolina	RWD	1995	125	170	03.07-06.13	■	
3 Serie V (E90) 02.04-12.13					Saloon (Compact executive car-D Segment)				
316 i (N45 B16 A)		Gasolina	RWD	1596	85	115	09.05-10.11	■	
316 i (N45 B16 AC)		Gasolina	RWD	1596	85	115	09.05-10.11	■	
316 i (N43 B16 A)	not Performance brak	Gasolina	RWD	1599	90	122	09.07-10.11	■	
316 i (N43 B16 AA)	not Performance brak	Gasolina	RWD	1599	90	122	09.07-10.11	■	
318i (N46 B20 B)	discØ 300	Gasolina	RWD	1995	95	129	09.05-08.07	■	
318i (N46 B20 B)	discØ 300, not Performance brak	Gasolina	RWD	1995	100	136	09.07-10.11	■	
318i (N46 B20 C)	discØ 300, not Performance brak	Gasolina	RWD	1995	100	136	09.07-10.11	■	
318i (N46 B20 CC)	discØ 300, not Performance brak	Gasolina	RWD	1995	100	136	09.07-10.11	■	
318i (N46 B20 CD)	discØ 300, not Performance brak	Gasolina	RWD	1995	100	136	09.07-10.11	■	
318i (N46 B20 E)	discØ 300, not Performance brak	Gasolina	RWD	1995	100	136	09.07-10.11	■	
318i (N43 B20 A)	not Performance brak	Gasolina	RWD	1995	105	143	09.07-10.11	■	
320i (N46 B20 B)		Gasolina	RWD	1995	110	150	12.04-08.07	■	
320i (N46 B20 BD)		Gasolina	RWD	1995	110	150	12.04-08.07	■	
320i (N46 B20 C)		Gasolina	RWD	1995	110	150	12.04-08.07	■	
320i (N46 B20 CB)		Gasolina	RWD	1995	110	150	12.04-08.07	■	
320i (N46 B20 B)	09/07-, discØ 300	Gasolina	RWD	1995	115	156	02.07-12.11	■	
320i (N46 B20 C)	09/07-, discØ 300	Gasolina	RWD	1995	115	156	02.07-12.11	■	
320i (N46 B20 CC)	09/07-, discØ 300	Gasolina	RWD	1995	115	156	02.07-12.11	■	
320i (N46 B20 CD)	09/07-, discØ 300	Gasolina	RWD	1995	115	156	02.07-12.11	■	
320i (N46 B20 E)	09/07-, discØ 300	Gasolina	RWD	1995	115	156	02.07-12.11	■	
320i (N43 B20 A)	not M technique, not increas.payload, discØ 300	Gasolina	RWD	1995	120	163	03.07-12.11	■	

LISTA DE APLICACIONES - BUYERS GUIDE

320i (N43 B20 A)	not M technique, not increas.payload, discØ 300, 04/08-	Gasolina	RWD	1995	125	170	09.07-10.11	■	
316 d (N47 D20 C)		Diesel	RWD	1995	85	116	07.09-12.11	■	
318 d (N47 D20 A)	not M technique, not Performance brak	Diesel	RWD	1995	100	136	09.07-10.11	■	
318 d (N47 D20 C)	not M technique, not Performance brak	Diesel	RWD	1995	100	136	09.07-10.11	■	
318 d (N47 D20 A)	not Performance brak	Diesel	RWD	1995	105	143	02.07-10.11	■	
318 d (N47 D20 C)	not Performance brak	Diesel	RWD	1995	105	143	02.07-10.11	■	
3 Serie V Touring (E91) 12.04-12.12						Estate (Compact executive car-D Segment)			
316 i (N43 B16 AA)	not Performance brak	Gasolina	RWD	1599	90	122	09.08-06.12	■	
318i (N46 B20 B)	04/08-, -03/10	Gasolina	RWD	1995	100	136	09.07-03.12	■	
318i		Gasolina	RWD	1995	100	136	05.07-05.12	■	
318i (N43 B20 A)	02/08-, not increas.payload	Gasolina	RWD	1995	105	143	05.07-05.12	■	
316 d (N47 D20 C)	not M technique, not Performance brak	Diesel	RWD	1995	85	116	09.09-06.12	■	
X1 (E84) 03.09-06.15						SUV (Compact SUV-J Segment)			
xDrive 28 i Flex (N20 B20 A)	-03/12, Eq.V_ AE	Gasol./Etanol	4WD	1997	180	245	04.11-06.15	■	