

LISTA DE APLICACIONES - BUYERS GUIDE

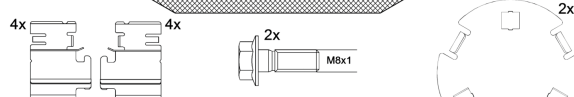
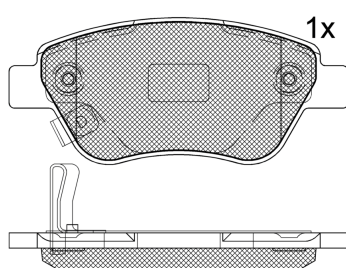
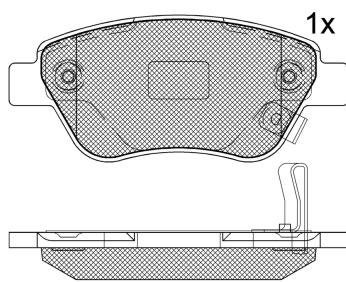
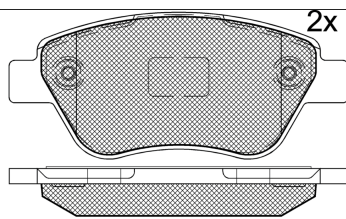
181810-203



Qty: 300

Weight: 1.415

O.E.M.	MAKE
16 05 184	OPEL
95 513 810	VAUXHALL
PC 351 110	PROTON
PW 891 172	PROTON



1-Ref. 690273 E 1-Ref. 690059

Ref. 651428

181810-203



90R-02A0111/3610



Bosch

122.9x53.2x17.8

WVA	FMSI
23707	D1967-9192
23982	
24288	
25095	
MAKE	
OPEL	
PROTON	
VAUXHALL	



Trac.	CC	Kw	CV	
				Front / Rear

OPEL

ADAM (M13) 10.12-

Hatchback (City car-A Segment)

1.0	Rim 14, discØ 257	Gasolina	FWD	996	50	68	07.13-	■
1.0 (B 10 XFL)	Rim 14, discØ 257	Gasolina	FWD	999	66	90	07.14-11.18	■
1.0 (D 10 XFL)	Rim 14, discØ 257	Gasolina	FWD	999	66	90	07.14-11.18	■
1.0 (B 10 XFT)	Rim 14, discØ 257	Gasolina	FWD	999	85	115	07.14-11.18	■
1.0 (D 10 XFT)	Rim 14, discØ 257	Gasolina	FWD	999	85	115	07.14-11.18	■
1.2 (A 12 XEL)	Rim 14, discØ 257	Gasolina	FWD	1229	51	69	10.12-05.19	■
1.2 (B 12 XEL)	Rim 14, discØ 257	Gasolina	FWD	1229	51	69	10.12-05.19	■
1.2 (D 12 XEL)	Rim 14, discØ 257	Gasolina	FWD	1229	51	69	10.12-05.19	■
1.2	Rim 14, discØ 257	Gasolina	FWD	1242	69	94	07.13-	■
1.4 S (B 14 NEH)	Rim 14, discØ 257	Gasolina	FWD	1364	110	150	11.14-05.19	■
1.4 S (D 14 NEH)	Rim 14, discØ 257	Gasolina	FWD	1364	110	150	11.14-05.19	■
1.4 (A 14 XEL)	Rim 14, discØ 257	Gasolina	FWD	1398	64	87	10.12-05.19	■
1.4 (B 14 XEL)	Rim 14, discØ 257	Gasolina	FWD	1398	64	87	10.12-05.19	■
1.4 (D 14 XEL)	Rim 14, discØ 257	Gasolina	FWD	1398	64	87	10.12-05.19	■
1.4 (A 14 XER)	Rim 14, discØ 257	Gasolina	FWD	1398	74	101	10.12-05.19	■
1.4 (B 14 XER)	Rim 14, discØ 257	Gasolina	FWD	1398	74	101	10.12-05.19	■
1.4 (D 14 XER)	Rim 14, discØ 257	Gasolina	FWD	1398	74	101	10.12-05.19	■
1.4 LPG (A 14 XEL)	Rim 14, discØ 257	Gasol./G as (LPG)	FWD	1398	64	87	07.13-11.18	■
1.4 LPG (B 14 XEL)	Rim 14, discØ 257	Gasol./G as (LPG)	FWD	1398	64	87	07.13-11.18	■
1.4 LPG (D 14 XEL)	Rim 14, discØ 257	Gasol./G as (LPG)	FWD	1398	64	87	07.13-11.18	■

PROTON

LISTA DE APLICACIONES - BUYERS GUIDE

GEN 2 (CM_) 06.04-					Hatchback (Compact car-C Segment)			
1.3	01/08-	Gasolina	FWD	1299	60	82	06.04-	■
1.3 (CM3L) (S4PE)	01/08-	Gasolina	FWD	1332	70	95	06.04-12.09	■
1.6 (CM6L) (S4PH)	01/08-	Gasolina	FWD	1597	82	110	06.04-	■
PERSONA / GEN-2 PERSONA 01.07-07.16					Saloon (Compact car-C Segment)			
1.6 (CM6S) (4 G 92)		Gasolina	FWD	1597	82	112	03.08-07.16	■
1.6 (CM6S) (S4PH)		Gasolina	FWD	1597	82	112	03.08-07.16	■
SATRIA NEO 02.07-					Hatchback (Supermini car-B Segment)			
1.3 (S4PE)		Gasolina	FWD	1332	70	95	02.07-09.08	■
1.6 (S4PH)		Gasolina	FWD	1597	81	110	02.07-	■
1.6 (S4PH)		Gasolina	FWD	1597	83	113	02.07-	■
1.6		Gasolina	FWD	1597	93	126	02.09-	■
1.6 R3		Gasolina	FWD	1597	108	147	02.09-	■
VAUXHALL								
ADAM (M13) 10.12-					Hatchback (City car-A Segment)			
1.0	Rim 14, discØ 257	Gasolina	FWD	998	66	90	07.14-	■
1.0 (B 10 XFT)	Rim 14, discØ 257	Gasolina	FWD	999	85	116	07.14-11.18	■
1.0 (D 10 XFT)	Rim 14, discØ 257	Gasolina	FWD	999	85	116	07.14-11.18	■
1.2 (A 12 XEL)	01/13-, Rim 14, discØ 257	Gasolina	FWD	1229	51	69	10.12-04.19	■
1.2 (B 12 XEL)	01/13-, Rim 14, discØ 257	Gasolina	FWD	1229	51	69	10.12-04.19	■
1.4 S (B 14 NEH)	Rim 14, discØ 257	Gasolina	FWD	1364	110	150	11.14-01.19	■
1.4 (A 14 XEL)	01/13-, Rim 14, discØ 257	Gasolina	FWD	1398	64	87	10.12-02.19	■
1.4 (B 14 XEL)	01/13-, Rim 14, discØ 257	Gasolina	FWD	1398	64	87	10.12-02.19	■
1.4 (A 14 XER)	01/13-, Rim 14, discØ 257	Gasolina	FWD	1398	74	101	10.12-02.19	■
1.4 (B 14 XER)	01/13-, Rim 14, discØ 257	Gasolina	FWD	1398	74	101	10.12-02.19	■
1.4 LPG	Rim 14, discØ 257	Gasol./Gas (LPG)	FWD	1398	64	87	07.13-	■