

# LISTA DE APLICACIONES - BUYERS GUIDE

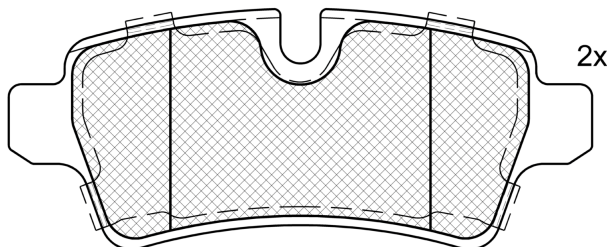
## 181812



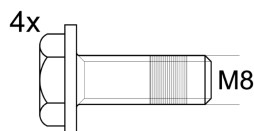
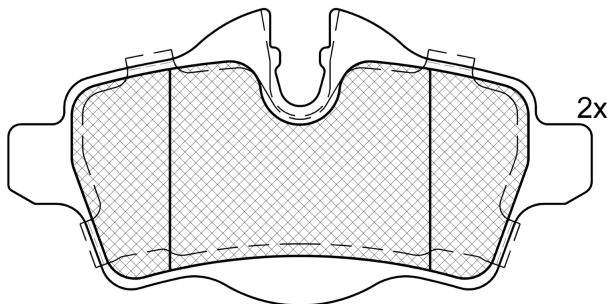
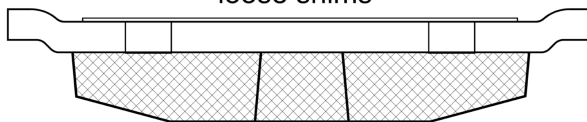
Qty: 300

Weight: 765

O.E.M.	MAKE
34 21 2 289 155	MINI
34 21 6 772 894	MINI
34 21 6 778 325	MINI
34 21 6 778 326	MINI
34 21 6 778 327	MINI
34 21 6 794 059	MINI



loose shims



Ref. 690064

## 181812

**E 9** 90R-01111/2332



Trw

95.35x39.2x16.9
95.35x48.4x16.9

WVA	FMSI
24289	D1309-8424
24290	

MAKE
MINI



Trac.	CC	Kw	CV		
Front / Rear					

### MINI

MINI (R52) 04.04-07.08	Convertible (Supermini car-B Segment)							
One (W10 B16 A)	01/06-	Gasolina	FWD	1598	66	90	07.04-11.07	■
One (N16 B16 A)		Gasolina	FWD	1598	72	98	09.09-06.15	■
Cooper (N12 B16 A)		Gasolina	FWD	1598	85	116	12.08-06.15	■
Cooper (N16 B16 A)		Gasolina	FWD	1598	85	116	12.08-06.15	■
Cooper (N16 B16 A)		Gasolina	FWD	1598	85	115	11.11-04.15	■
Cooper (N12 B16 A)		Gasolina	FWD	1598	88	120	12.08-07.10	■
Cooper (N16 B16 A)		Gasolina	FWD	1598	90	122	03.10-06.15	■
Cooper (N16 B16 A)		Gasolina	FWD	1598	90	122	11.11-04.15	■
Cooper S (N14 B16 A)		Gasolina	FWD	1598	120	163	10.07-06.15	■
Cooper S (N18 B16 A)		Gasolina	FWD	1598	120	163	10.07-06.15	■
Cooper S (N18 B16 A)		Gasolina	FWD	1598	120	163	11.11-04.15	■
Cooper S (N14 B16 A)		Gasolina	FWD	1598	128	174	12.08-07.10	■
Cooper S (N14 B16 AB)		Gasolina	FWD	1598	128	174	12.08-07.10	■
Cooper S (N18 B16 A)		Gasolina	FWD	1598	135	184	02.10-06.15	■
Cooper S (N18 B16 A)		Gasolina	FWD	1598	135	184	11.11-04.15	■
Cooper S (N14 B16 A)		Gasolina	FWD	1598	141	192	04.08-07.10	■
Cooper S (N14 B16 AB)		Gasolina	FWD	1598	141	192	04.08-07.10	■
Cooper S (N18 B16 A)		Gasolina	FWD	1598	147	200	02.10-06.15	■
Cooper S JCW (N18 B16 A)	discØ 259, discØ 280	Gasolina	FWD	1598	147	200	11.11-04.15	■
John Cooper Works (W11 B16 A)	01/06-	Gasolina	FWD	1598	155	210	07.04-11.07	■
John Cooper Works (N14 B16 C)		Gasolina	FWD	1598	155	211	08.08-05.15	■
John Cooper Works (N18 B16 C)		Gasolina	FWD	1598	155	211	08.08-05.15	■
John Cooper Works (N14 B16 C)		Gasolina	FWD	1598	155	211	11.11-04.15	■

# LISTA DE APLICACIONES - BUYERS GUIDE

John Cooper Works (N18 B16 C)		Gasolina	FWD	1598	155	211	11.11-04.15	■
Cooper D (N47 C16 A)	01/11-	Diesel	FWD	1598	82	112	05.09-11.13	■
Cooper D (N47 C20 A)		Diesel	FWD	1995	82	112	02.11-05.15	■
Cooper SD (N47 C20 A)		Diesel	FWD	1995	100	136	01.11-05.15	■
Cooper SD (N47 C20 A)		Diesel	FWD	1995	100	136	11.11-04.15	■
Cooper SD (N47 C20 A)		Diesel	FWD	1995	105	143	06.09-05.15	■
Cooper SD (N47 C20 A)		Diesel	FWD	1995	105	143	11.11-04.15	■
<b>MINI (R58) 12.10-05.15</b>				<b>Coupe (Supermini car-B Segment)</b>				
Cooper (N16 B16 A)		Gasolina	FWD	1598	85	115	12.10-04.15	■
1.6 Cooper (N16 B16 A)		Gasolina	FWD	1598	88	120	10.14-05.15	■
Cooper (N16 B16 A)	discØ 259, discØ 280	Gasolina	FWD	1598	90	122	12.10-04.15	■
Cooper S (N18 B16 A)		Gasolina	FWD	1598	120	163	12.10-04.15	■
Cooper S (N14 B16 A)	discØ 259, discØ 280	Gasolina	FWD	1598	135	184	12.10-04.15	■
Cooper S (N18 B16 A)	discØ 259, discØ 280	Gasolina	FWD	1598	135	184	12.10-04.15	■
Cooper S JCW (N18 B16 A)	discØ 259, discØ 280	Gasolina	FWD	1598	147	200	12.10-04.15	■
John Cooper Works (N14 B16 C)		Gasolina	FWD	1598	155	211	12.10-05.15	■
John Cooper Works (N18 B16 C)		Gasolina	FWD	1598	155	211	12.10-05.15	■
Cooper SD (N47 C20 A)		Diesel	FWD	1995	100	136	12.10-05.15	■
Cooper SD (N47 C20 A)		Diesel	FWD	1995	105	143	12.10-05.15	■
<b>MINI (R50, R53) 06.01-09.06</b>				<b>Hatchback (Supermini car-B Segment)</b>				
One (N12 B14 A)		Gasolina	FWD	1397	55	75	03.09-03.10	■
One (N12 B14 A)		Gasolina	FWD	1397	70	95	11.06-03.10	■
One (N16 B16 A)		Gasolina	FWD	1598	55	75	03.10-11.13	■
One (N16 B16 A)		Gasolina	FWD	1598	72	98	03.10-11.13	■
Cooper (N12 B16 A)		Gasolina	FWD	1598	85	115	09.06-11.13	■
Cooper (N16 B16 A)		Gasolina	FWD	1598	85	115	09.06-11.13	■
Cooper (N12 B16 A)	01/07-	Gasolina	FWD	1598	88	120	10.06-02.12	■
Cooper (N16 B16 A)	01/07-	Gasolina	FWD	1598	88	120	10.06-02.12	■
Cooper (N12 B16 A)		Gasolina	FWD	1598	90	122	09.09-11.13	■
Cooper (N16 B16 A)		Gasolina	FWD	1598	90	122	09.09-11.13	■
Cooper S (N18 B16 A)		Gasolina	FWD	1598	120	163	03.10-11.13	■
Cooper S (N14 B16 A)	01/07-	Gasolina	FWD	1598	128	174	10.06-02.10	■
Cooper S (N14 B16 AB)	01/07-	Gasolina	FWD	1598	128	174	10.06-02.10	■
Cooper S (N18 B16 A)		Gasolina	FWD	1598	135	184	03.10-11.13	■
Cooper S John Cooper Works (N14 B16 A)		Gasolina	FWD	1598	141	192	11.06-02.10	■
Cooper S John Cooper Works (N14 B16 AB)		Gasolina	FWD	1598	141	192	11.06-02.10	■
Cooper S John Cooper Works (N18 B16 A)		Gasolina	FWD	1598	147	200	10.11-11.13	■
John Cooper Works (N14 B16 C)		Gasolina	FWD	1598	155	211	11.07-11.13	■
John Cooper Works (N18 B16 C)		Gasolina	FWD	1598	155	211	11.07-11.13	■
Works (W11 B16 A)	01/06-	Gasolina	FWD	1598	155	210	11.03-09.06	■
John Cooper Works (W11 B16 A)		Gasolina	FWD	1598	160	218	03.06-09.06	■
John Cooper Works GP (N14 B16 C)		Gasolina	FWD	1598	160	218	09.12-11.13	■
John Cooper Works GP (N18 B16 C)		Gasolina	FWD	1598	160	218	09.12-11.13	■
One LPG (N12 B14 A)		Gasol./Gas (LPG)	FWD	1397	55	75	03.09-03.10	■
One D (9HZ (DV6TED4))	01/10-	Diesel	FWD	1560	66	90	06.09-07.10	■
Cooper D (9HZ (DV6TED4))		Diesel	FWD	1560	80	109	11.06-09.10	■
Cooper D (W16 D16 (9HZ))		Diesel	FWD	1560	80	109	11.06-09.10	■
One D (N47 C16 A)		Diesel	FWD	1598	66	90	07.10-11.13	■
Cooper D (N47 C16 A)		Diesel	FWD	1598	82	112	06.10-11.13	■
Cooper D (N47 C20 A)		Diesel	FWD	1995	82	112	02.11-11.13	■

# LISTA DE APLICACIONES - BUYERS GUIDE

Cooper SD (N47 C20 A)		Diesel	FWD	1995	100	136	02.11-11.13	■	
Cooper SD (N47 C20 A)		Diesel	FWD	1995	105	143	02.11-11.13	■	
<b>MINI CLUBMAN (R55) 10.06-12.15</b>					<b>Estate (Supermini car-B Segment)</b>				
One (N12 B14 A)	01/10-	Gasolina	FWD	1397	70	95	03.09-02.10	■	
One (N16 B16 A)		Gasolina	FWD	1598	72	98	03.10-06.14	■	
Cooper (N16 B16 A)		Gasolina	FWD	1598	85	115	03.10-06.14	■	
Cooper (N12 B16 A)		Gasolina	FWD	1598	88	120	10.07-12.13	■	
Cooper (N16 B16 A)		Gasolina	FWD	1598	88	120	10.07-12.13	■	
Cooper (N16 B16 A)		Gasolina	FWD	1598	90	122	03.10-06.14	■	
Cooper S (N14 B16 A)		Gasolina	FWD	1598	120	163	10.07-06.14	■	
Cooper S (N14 B16 AB)		Gasolina	FWD	1598	120	163	10.07-06.14	■	
Cooper S (N18 B16 A)		Gasolina	FWD	1598	120	163	10.07-06.14	■	
Cooper S (N14 B16 A)		Gasolina	FWD	1598	128	174	08.07-07.10	■	
Cooper S (N14 B16 AB)		Gasolina	FWD	1598	128	174	08.07-07.10	■	
Cooper S (N18 B16 A)		Gasolina	FWD	1598	135	184	03.10-06.14	■	
Cooper S John Cooper Works (N14 B16 AB)		Gasolina	FWD	1598	141	192	10.08-02.10	■	
Cooper S (N18 B16 A)		Gasolina	FWD	1598	147	200	03.10-06.14	■	
John Cooper Works (N14 B16 C)		Gasolina	FWD	1598	155	211	11.07-06.14	■	
John Cooper Works (N18 B16 C)		Gasolina	FWD	1598	155	211	11.07-06.14	■	
Cooper D (9HZ (DV6TED4))		Diesel	FWD	1560	80	109	10.07-02.10	■	
One D (N47 C16 A)		Diesel	FWD	1598	66	90	03.10-06.14	■	
Cooper D (N47 C16 A)		Diesel	FWD	1598	82	112	03.10-06.14	■	
Cooper D (N47 C20 A)		Diesel	FWD	1995	82	112	02.11-06.14	■	
Cooper SD (N47 C20 A)		Diesel	FWD	1995	100	136	02.11-06.14	■	
Cooper SD (N47 C20 A)		Diesel	FWD	1995	105	143	02.11-06.14	■	
<b>MINI CLUBVAN (R55) 12.12-06.14</b>					<b>Estate Van (Supermini car-B Segment)</b>				
One (N16 B16 A)		Gasolina	FWD	1598	72	98	12.12-06.14	■	
Cooper (N16 B16 A)		Gasolina	FWD	1598	90	122	12.12-06.14	■	
Cooper D (N47 C16 A)		Diesel	FWD	1598	82	112	12.12-06.14	■	
Cooper D (N47 C20 A)		Diesel	FWD	1995	82	112	12.12-06.14	■	