

# LISTA DE APLICACIONES - BUYERS GUIDE

## 181827

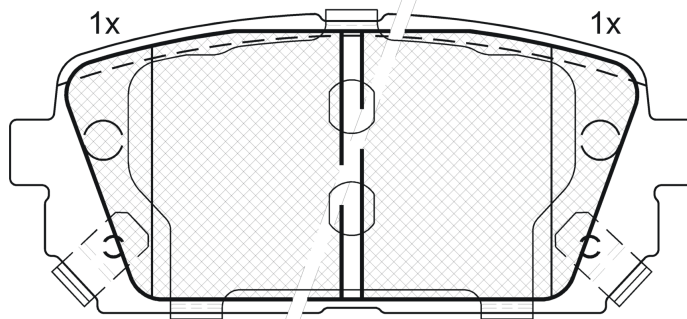
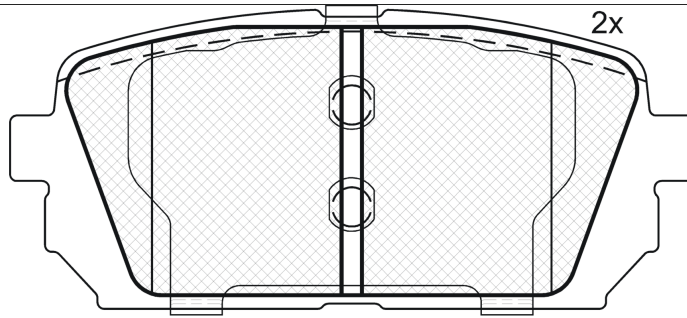


8 424073 096265

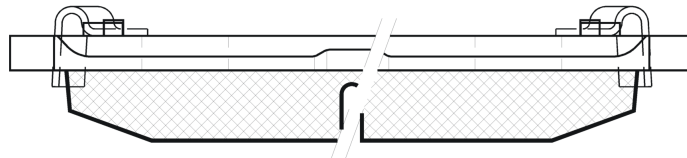
Qty: 300

Weight: 990

| O.E.M.      | MAKE |
|-------------|------|
| 58302-1DA00 | KIA  |
| 58302-1DE00 | KIA  |



Loose Shims



## 181827

**E 9** 90R-01111/2233



Mando

100.65x44x16

| WVA   | FMSI       |
|-------|------------|
| 24491 | D1296-8413 |
| 24492 |            |
| 24493 |            |
| MAKE  |            |
| KIA   |            |



| Trac. | CC | Kw | CV |
|-------|----|----|----|
|-------|----|----|----|



Front / Rear

### KIA

| Model / Year                            | Fuel             | Trac. | CC   | Kw                                  | CV  | Date Range  | Application |
|---|------------------|-------|------|-------------------------------------|-----|-------------|-------------|
| <b>CARENS (FC, FJ) 09.98-05.07</b>      |                  |       |      | <b>MPV (Compact MPV-M1 Segment)</b> |     |             |             |
| 2.0 CRDi (D4EA)                         | Diesel           | FWD   | 1991 | 103                                 | 140 | 11.05-04.06 | ■           |
| <b>CARENS II / RONDO II (UN) 05.06-</b> |                  |       |      | <b>MPV (Compact MPV-M1 Segment)</b> |     |             |             |
| 1.6 CVVT (G4FC)                         | Gasolina         | FWD   | 1591 | 93                                  | 126 | 06.09-03.13 | ■           |
| 1.6 CVVT (G4FC)                         | Gasolina         | FWD   | 1591 | 97                                  | 132 | 08.09-03.13 | ■           |
| 2.0 CVVT (G4KA)                         | Gasolina         | FWD   | 1998 | 106                                 | 144 | 09.06-06.13 | ■           |
| 2.4 CVVT                                | Gasolina         | FWD   | 2359 | 120                                 | 163 | 09.06-03.13 | ■           |
| 2.4 CVVT                                | Gasolina         | FWD   | 2359 | 130                                 | 177 | 09.09-12.12 | ■           |
| 2.7                                     | Gasolina         | FWD   | 2656 | 136                                 | 185 | 09.06-12.08 | ■           |
| 2.0 LPI (G4KA)                          | Gasol./Gas (LPG) | FWD   | 1998 | 100                                 | 136 | 09.06-12.08 | ■           |
| 2.0 LPI (G4KA)                          | Gasol./Gas (LPG) | FWD   | 1998 | 104                                 | 141 | 01.09-03.13 | ■           |
| 1.6 CRDi 110 (D4FB)                     | Diesel           | FWD   | 1582 | 85                                  | 116 | 10.10-03.13 | ■           |
| 1.6 CRDi 128 (D4FB)                     | Diesel           | FWD   | 1582 | 94                                  | 128 | 10.10-03.13 | ■           |
| 2.0 CRDi 115 (D4EA)                     | Diesel           | FWD   | 1991 | 85                                  | 115 | 05.07-03.13 | ■           |
| 2.0 CRDi 135 (D4EA)                     | Diesel           | FWD   | 1991 | 100                                 | 136 | 08.09-03.13 | ■           |
| 2.0 CRDi 140 (D4EA)                     | Diesel           | FWD   | 1991 | 103                                 | 140 | 09.06-03.13 | ■           |