

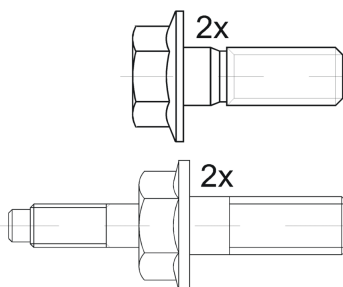
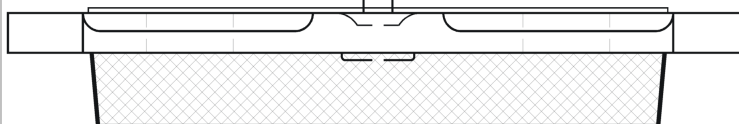
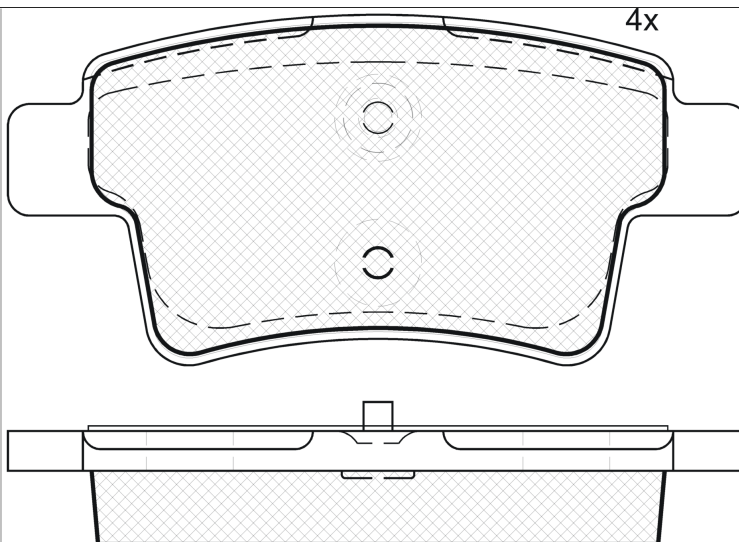
LISTA DE APLICACIONES - BUYERS GUIDE

181853



Qty: 300

Weight: 1.025



1-Ref. 690179 E

181853

E 9 90R-01111/1666



Bosch

102.3x48.45x16.3

WVA
24540

FMSI
D2071-9306

MAKE
CITROËN
PEUGEOT



Trac.	CC	Kw	CV
-------	----	----	----



Front / Rear

CITROËN

C4 II PICASSO 01.13-						MPV (Compact MPV-M1 Segment)			
2.0 i 16V	discØ 268	Gasolina	FWD	1997	105	143	06.13-12.14		■
C4 / C4 PALLAS 07.06-						Saloon (Compact car-C Segment)			
2.0 16V (RFJ (EW10A))	11/09-, Org.- 1205777-	Gasolina	FWD	1997	103	140	07.06-07.11		■
C4 Grand Picasso (UA_) 10.06-						MPV (Large MPV-M1 Segment)			
1.6 VTI 120 (5FW (EP6))	discØ 268	Gasolina	FWD	1598	88	120	07.08-08.13		■
1.6 16V (5FT (EP6DT))	discØ 268	Gasolina	FWD	1598	103	140	07.08-12.10		■
1.6 16V (5FX (EP6DT))	discØ 268	Gasolina	FWD	1598	110	150	10.08-08.13		■
1.6 THP 155 (5FV (EP6CDT))	discØ 268	Gasolina	FWD	1598	115	156	09.10-08.13		■
1.8 i 16V (6FY (EW7A))	01/07-, discØ 268, Org.- 11572	Gasolina	FWD	1749	92	125	10.06-12.10		■
2.0 i 16V (RFJ (EW10A))	01/07-, discØ 268, Org.- 11572	Gasolina	FWD	1997	103	140	10.06-08.13		■
2.0 i 16V (RFJ (EW10A))	discØ 268	Gasolina	FWD	1997	105	143	05.08-12.13		■
1.8 i 16V Flex (6FY (EW7A))	discØ 268	Gasol./Etanol	FWD	1749	86	117	06.09-01.13		■
1.6 HDi 110		Gasol./eléc.	FWD	1560	82	112	09.10-		■
1.6 HDi (9HY (DV6TED4))	01/07-	Diesel	FWD	1560	80	109	10.06-06.11		■
1.6 HDi (9HZ (DV6TED4))	01/07-	Diesel	FWD	1560	80	109	10.06-06.11		■
1.6 HDi 110 (9HR (DV6C))	discØ 268	Diesel	FWD	1560	82	112	09.10-08.13		■
2.0 HDi 138 (RHJ (DW10BTED4))	01/07-, discØ 268, Org.- 11572	Diesel	FWD	1997	100	136	10.06-12.13		■
2.0 HDi 138 (RHR (DW10BTED4))	01/07-, discØ 268, Org.- 11572	Diesel	FWD	1997	100	136	10.06-12.13		■
2.0 HDi 150 (RHE (DW10CTED4))	discØ 268	Diesel	FWD	1997	110	150	07.09-08.13		■
2.0 HDi 165 (RHH (DW10CTED4))	discØ 268	Diesel	FWD	1997	120	163	09.10-08.13		■
1.8 i 16V CNG	discØ 268	CNG	FWD	1749	86	117	03.09-12.11		■

LISTA DE APLICACIONES - BUYERS GUIDE

C4 Picasso (UD_) 10.06-12.15						MPV (Compact MPV-M1 Segment)			
1.6 VTI 120 (5FW (EP6))	discØ 268	Gasolina	FWD	1598	88	120	07.08-08.13	■	
1.6 THP 140 (5FT (EP6DT))	discØ 268	Gasolina	FWD	1598	103	140	07.08-08.13	■	
1.6 16V (5FX (EP6DT))	discØ 268	Gasolina	FWD	1598	110	150	07.08-08.13	■	
1.6 THP 155 (5FV (EP6CDT))	discØ 268	Gasolina	FWD	1598	115	156	09.10-08.13	■	
1.8 i 16V (6FY (EW7A))	Org.- 11572, discØ 268	Gasolina	FWD	1749	92	125	02.07-12.11	■	
2.0 i 16V (RFJ (EW10A))	Org.- 11572, discØ 268	Gasolina	FWD	1997	103	140	09.07-08.13	■	
2.0 i 16V (RFN (EW10J4))		Gasolina	FWD	1997	105	143	05.08-05.13	■	
1.8 Bifuel (6FY (EW7A))	Org.- 11572, discØ 268	Gasol./Etanol	FWD	1749	92	125	01.09-10.12	■	
1.6 HDi 110		Gasol./eléc.	FWD	1560	82	112	09.10-	■	
1.6 HDi (9HY (DV6TED4))	Org.- 11572, discØ 268	Diesel	FWD	1560	80	109	02.07-08.13	■	
1.6 HDi (9HZ (DV6TED4))	Org.- 11572, discØ 268	Diesel	FWD	1560	80	109	02.07-08.13	■	
1.6 HDi 110 (9HR (DV6C))	discØ 268	Diesel	FWD	1560	82	112	09.10-08.13	■	
2.0 HDi 138 (RHJ (DW10BTED4))	Org.- 11572, discØ 268	Diesel	FWD	1997	100	136	10.06-08.13	■	
2.0 HDi 138 (RHR (DW10BTED4))	Org.- 11572, discØ 268	Diesel	FWD	1997	100	136	10.06-08.13	■	
2.0 HDi 150 (RHE (DW10CTED4))	discØ 268	Diesel	FWD	1997	110	150	07.09-08.13	■	
2.0 HDi 165 (RHH (DW10CTED4))	discØ 268	Diesel	FWD	1997	120	163	09.10-08.13	■	
PEUGEOT									
408 02.10-						Saloon (Compact car-C Segment)			
1.6 (EC5F)		Gasolina	FWD	1587	85	116	01.12-	■	
1.6 16V		Gasolina	FWD	1598	80	109	02.10-	■	
1.6 THP160		Gasolina	FWD	1598	120	163	01.11-	■	
1.6		Gasolina	FWD	1598	121	165	02.12-12.16	■	
1.6 Turbo		Gasolina	FWD	1598	122	166	02.10-	■	
1.6 Flex		Gasolina	FWD	1598	127	173	02.12-	■	
2.0 Flex		Gasolina	FWD	1997	105	143	03.11-	■	
2.0 16V		Gasolina	FWD	1997	108	147	02.10-	■	
2.0 Flex		Gasol./Etanol	FWD	1997	111	151	03.11-12.16	■	
1.6 HDi (9HL (DV6C))		Diesel	FWD	1560	85	116	11.10-	■	