


LISTA DE APLICACIONES - BUYERS GUIDE

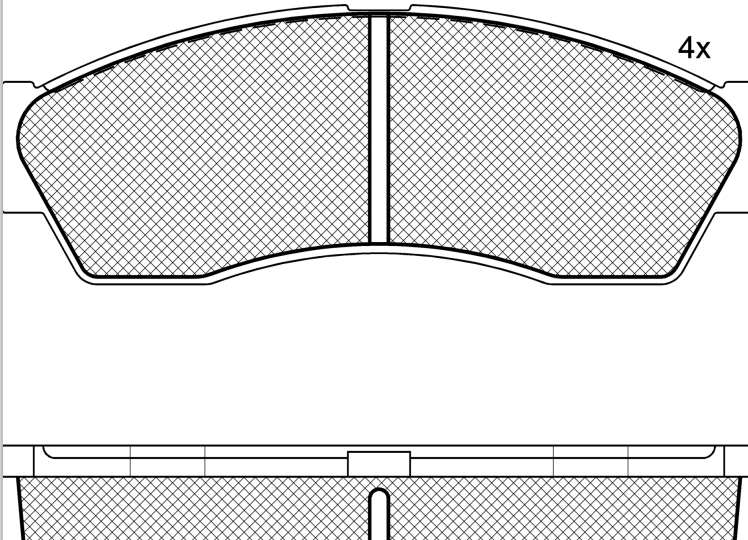
181884



8 424073 097989

Qty: 300 Weight: 1.165


O.E.M.	MAKE
27794-210-0114	ROVER
2779-4210-0114	TATA
27794-210-0134	ROVER
2779-4210-0134	TATA



181884

E 9

90R-01111/2143



Trw

121.3x44.97x16.6

WVA

24555

MAKE

ROVER

TATA



Trac.	CC	Kw	CV	
				 
				Front / Rear

ROVER

CITYROVER 09.03-12.05						Hatchback (Supermini car-B Segment)		
1.4 Elegance (14K2)		Gasolina	FWD	1405	62	84	09.03-12.05	■
1.4 Elegance (475 SI)		Gasolina	FWD	1405	62	84	09.03-12.05	■

TATA

INDICA / B-LINE 06.98-						Hatchback (City car-A Segment)		
1.4 i (475 SI)	-12/08	Gasolina	FWD	1405	55	75	10.98-	■
1.4 D (475 DL)		Diesel	FWD	1405	39	53	10.98-02.08	■
INDICA VISTA II 08.08-						Hatchback (Supermini car-B Segment)		
1.2		Gasolina	FWD	1172	48	65	08.08-	■
1.3 CRD (169 A2.000)		Diesel	FWD	1248	55	75	08.08-	■
1.4 IDI (475 DL)		Diesel	FWD	1405	52	71	08.08-	■
INDIGO (4_V2) 01.03-						Saloon (Supermini car-B Segment)		
1.2		Gasolina	FWD	1193	48	65	02.08-	■
1.4		Gasolina	FWD	1396	63	86	09.05-	■
1.4		Gasolina	FWD	1396	74	101	09.05-	■
1.4 (475 SI)		Gasolina	FWD	1405	62	85	01.03-	■
1.4 D	-12/10	Diesel	RWD	1364	51	69	05.06-	■
1.4 D	-12/10	Diesel	FWD	1396	52	70	01.08-	■
1.4 D (475 DL)		Diesel	FWD	1405	46	62	01.03-	■
1.4 TD (475 DL)	-12/10	Diesel	FWD	1405	52	71	07.03-	■
INDIGO MARINA (4_V2) 01.03-						Estate (Supermini car-B Segment)		
1.4 (474 SI)		Gasolina	FWD	1396	62	84	09.05-12.10	■

LISTA DE APLICACIONES - BUYERS GUIDE

1.4 (475 SI)	Gasolina	FWD	1405	62	85	01.03-12.10	■
1.4 D	Diesel	RWD	1364	51	69	05.06-12.10	■
1.4 D (475 DL)	Diesel	FWD	1405	46	62	01.03-12.10	■
1.4 TD (475 DL)	Diesel	FWD	1405	52	71	07.03-12.10	■