


# LISTA DE APLICACIONES - BUYERS GUIDE

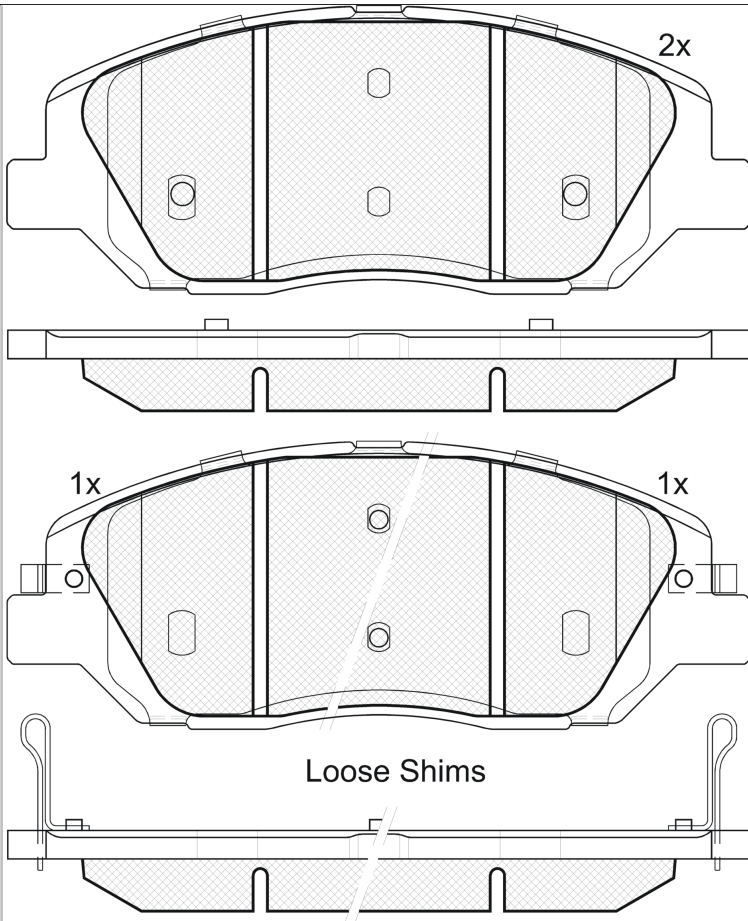
## 181997



8 424073 102812

Qty: 300      Weight: 2.086

O.E.M.	MAKE
58101-2WA00	HYUNDAI



2x

1x


1x

Loose Shims

## 181997

E 9

90R-01111/3007



Mando

156.8x60.7x17

WVA	FMSI
25716	D1202-8929
25717	
25718	

**MAKE**  
 HYUNDAI  
 HYUNDAI (BEIJING)  
 SSANGYONG



Trac.	CC	Kw	CV
-------	----	----	----



## HYUNDAI

### GRAND SANTA FÉ 01.13-

2.2 CRDi A las 4 ruedas (D4HB)

Diesel

4WD

2199

### SUV (Executive SUV-J Segment)

145

197

06.13-11.18



### SANTA FE III (DM) 09.12-

CRDi 4x4

Diesel

4WD

2199

### SUV Van (Executive SUV-J Segment)

145

197

05.15-



### SANTA FE III (DM, DMA) 09.12-

2.0 GDI (G4KH)

Gasolina

FWD

1998

177

241

06.15-12.18



2.4 (G4KJ)

Gasolina

FWD

2359

141

192

09.12-10.15



2.4 4WD (G4KJ)

Gasolina

4WD

2359

141

192

09.12-10.15



2.0 CRDi (D4HA)

Diesel

FWD

1995

110

150

09.12-08.18



2.0 CRDi 4WD (D4HA)

Diesel

4WD

1995

110

150

09.12-08.18



2.2 CRDi (D4HB)

Diesel

FWD

2199

145

197

09.12-12.15



2.2 CRDi 4WD (D4HB)

Diesel

4WD

2199

145

197

09.12-12.15



## HYUNDAI (BEIJING)

### SANTA FE (DM) 12.12-

2.0

Gasolina

FWD

1998

180

245

12.12-



2.0 4WD

Gasolina

4WD

1998

180

245

12.12-



## SSANGYONG

### KORANDO III 07.10-

2.0 e-XGi

Gasolina

FWD

1998

110

150

07.15-



2.0 e-XGi 4WD

Gasolina

4WD

1998

110

150

07.15-



2.0 e-XDi

Diesel

FWD

1998

129

175

11.10-



2.0 e-XDi 4WD

Diesel

4WD

1998

129

175

11.10-



# LISTA DE APLICACIONES - BUYERS GUIDE

2.2 e-XDi	Diesel	FWD	2157	131	178	07.15-	■
2.2 e-XDi 4WD	Diesel	4WD	2157	131	178	07.15-	■
<b>KORANDO III (CK) 07.10-</b>				<b>SUV (Executive SUV-J Segment)</b>			
2.0 (G20)	Gasolina	FWD	1998	110	150	02.12-	■
2.0 4WD (G20)	Gasolina	4WD	1998	110	150	02.12-	■
2.0 GPL (G20)	Gasol./Gas (LPG)	FWD	1998	110	150	05.15-	■
2.0 GPL 4WD (G20)	Gasol./Gas (LPG)	4WD	1998	110	150	09.15-	■
2.0 e-XDi (D20DT)	Diesel	FWD	1998	110	150	02.12-	■
2.0 e-XDi (D20DTF)	Diesel	FWD	1998	110	150	02.12-	■
2.0 e-XDi 4WD (D20DT)	Diesel	4WD	1998	110	150	02.12-	■
2.0 e-XDi 4WD (D20DTF)	Diesel	4WD	1998	110	150	02.12-	■
2.0 e-XDi (D20DTF)	Diesel	FWD	1998	129	175	11.10-	■
2.0 e-XDi 4WD (D20DTF)	Diesel	4WD	1998	129	175	11.10-	■
2.2 Xdi	Diesel	FWD	2157	131	178	07.15-	■
2.2 Xdi 4WD	Diesel	4WD	2157	131	178	07.15-	■
2.2 Xdi	Diesel	RWD	2157	133	181	11.10-	■