

LISTA DE APLICACIONES - BUYERS GUIDE

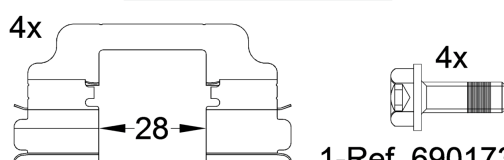
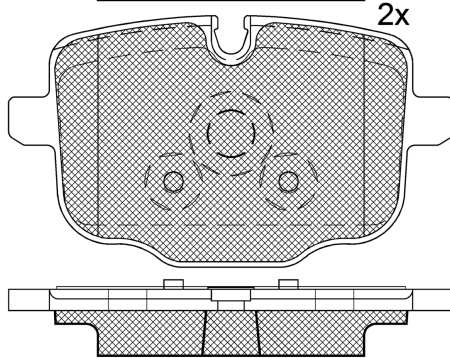
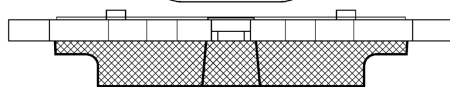
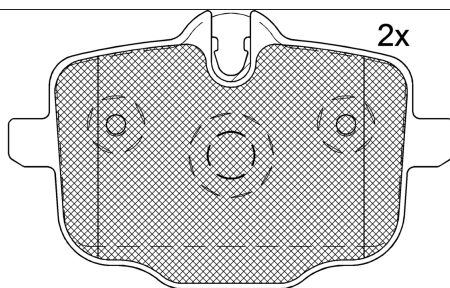
182005-202



Qty: 300

Weight: 1.600

O.E.M.	MAKE
34 21 6 870 552	BMW
34 21 6 890 354	BMW
34 21 6 896 975	BMW
34 21 6 896 976	BMW



1-Ref. 690401 E

1-Ref. 690173 E

182005-202

E 90R-02A0111/4513



Trw

116.1x65.6x18

116.1x72.5x18

WVA	FMSI
24704	D1850-9077
25636	D2378-9077
MAKE	
ALPINA	
BMW	



Trac.	CC	Kw	CV	
				Front / Rear

ALPINA

B7 V (G12) 02.16-

Saloon (Luxury car-F Segment)

BITURBO A las 4 ruedas (N63 B44 C)	Gasolina	4WD	4395	447	608	02.16-	■
BITURBO A las 4 ruedas (N63 M30 A)	Gasolina	4WD	4395	447	608	02.16-	■

XB7 (G07) 05.20-

SUV (Luxury Crossover SUV-J Segment)

BITURBO (N63 B44 D)	Gasolina	4WD	4395	457	621	05.20-	■
---------------------	----------	-----	------	-----	-----	--------	---

BMW

5 Serie VII (G30, F90) 09.16-

Saloon (Executive car-E Segment)

530i (B46 B20 B)	discØ 345, sports chassis	Gasolina	RWD	1998	185	252	09.16-06.20	■
530i (B48 B20 B)	discØ 345, sports chassis	Gasolina	RWD	1998	185	252	09.16-06.20	■
530 i xDrive (B46 B20 B)	discØ 345, sports chassis	Gasolina	4WD	1998	185	252	09.16-06.20	■
530 i xDrive (B48 B20 B)	discØ 345, sports chassis	Gasolina	4WD	1998	185	252	09.16-06.20	■
540 i (B58 B30 A)	discØ 345, sports chassis	Gasolina	RWD	2998	250	340	09.16-06.20	■
540 i (B58 B30 C)	discØ 345, sports chassis	Gasolina	RWD	2998	250	340	09.16-06.20	■
540 i xDrive (B58 B30 A)	discØ 345, sports chassis	Gasolina	4WD	2998	250	340	09.16-06.20	■
540 i (B58 B30 A)	discØ 345, sports chassis	Gasolina	RWD	2998	265	360	09.16-06.20	■
540 i xDrive (B58 B30 A)	discØ 345, sports chassis	Gasolina	4WD	2998	265	360	09.16-06.20	■
M 550 i xDrive (N63 B44 D)		Gasolina	4WD	4395	390	530	07.19-06.23	■

5 Serie VII Touring Van (G31) 03.17-

Estate Van (Executive car-E Segment)

530i (B48 B20 B)	discØ 345, sports chassis	Gasolina	RWD	1998	185	252	03.17-	■
530 i xDrive (B48 B20 B)	discØ 345, sports chassis	Gasolina	4WD	1998	185	252	07.17-	■
540 i xDrive (B58 B30 A)	discØ 345, sports chassis	Gasolina	4WD	2998	250	340	03.17-	■

LISTA DE APLICACIONES - BUYERS GUIDE

6 Serie IV GRAN TURISMO (G32) 06.17-					Hatchback (Grand Tourer-S Segment)			
640 i (B58 B30 A)		Gasolina	RWD	2998	250	340	06.17-06.20	■
640 i (B58 B30 C)		Gasolina	RWD	2998	250	340	06.17-06.20	■
640 i (B58 B30 A)		Gasolina	RWD	2998	265	360	06.17-06.20	■
640 i (B58 B30 C)		Gasolina	RWD	2998	265	360	06.17-06.20	■
640 i xDrive (B58 B30 A)		Gasolina	4WD	2998	265	360	06.17-06.20	■
640 i xDrive (B58 B30 C)		Gasolina	4WD	2998	265	360	06.17-06.20	■
7 Serie VI (G11, G12) 07.15-					Saloon (Luxury car-F Segment)			
730 i, Li (B48 B20 B)	discØ 370, M-sport package	Gasolina	RWD	1998	195	265	03.19-06.22	■
740 i, Li (B58 B30 A)	discØ 345, M technique, Japan	Gasolina	RWD	2998	240	326	07.15-02.19	■
740 Li xDrive (B58 B30 A)	discØ 345, M technique	Gasolina	4WD	2998	240	326	03.16-02.19	■
740 i, Li (B58 B30 C)	discØ 370, M-sport package	Gasolina	RWD	2998	250	340	03.19-06.22	■
740 Li xDrive (B58 B30 C)	discØ 370, M-sport package	Gasolina	4WD	2998	250	340	03.19-06.22	■
750 Li xDrive (N63 B40 B)	M technique, discØ 370 discØ 345, Syst. Standard	Gasolina	4WD	3982	330	449	03.16-02.19	■
750 i, Li (N63 B44 C)	M technique, discØ 370	Gasolina	RWD	4395	330	449	11.15-02.19	■
750 i, Li xDrive (N63 B44 C)	discØ 370, M technique, Japan	Gasolina	4WD	4395	330	449	09.15-02.19	■
750 i, Li xDrive (N63 B44 D)	discØ 370, M-sport package	Gasolina	4WD	4395	390	530	03.19-06.22	■
740 e, Le (B48 B20 B)	Eq.V_ Versión Corea	Gasol./el éc.	RWD	1998	190	258	07.16-02.19	■
740 Le xDrive (B48 B20 B)	Eq.V_ Versión Corea	Gasol./el éc.	4WD	1998	190	258	07.16-02.19	■
740 e, Le (B48 B20 B)	Eq.V_ Versión Corea	Gasol./el éc.	RWD	1998	240	326	07.16-02.19	■
740 Le xDrive (B48 B20 B)	Eq.V_ Versión Corea	Gasol./el éc.	4WD	1998	240	326	07.16-02.19	■
745 e, Le Plug-in-Hybrid (B58 B30 C)	discØ 370, M-sport package	Gasol./el éc.	RWD	2998	210	286	03.19-	■
745 Le Plug-in-Hybrid xDrive (B58 B30 C)	discØ 370, M-sport package	Gasol./el éc.	4WD	2998	210	286	03.19-	■
745 e, Le Plug-in-Hybrid (B58 B30 C)	discØ 370, M-sport package	Gasol./el éc.	RWD	2998	290	394	03.19-06.22	■
745 Le Plug-in-Hybrid xDrive (B58 B30 C)	discØ 370, M-sport package	Gasol./el éc.	4WD	2998	290	394	03.19-06.22	■
730 d Mild-Hybrid xDrive (B57 D30 B)	M-sport package, discØ 370	Diesel/el éc.	4WD	2993	155	211	07.20-06.22	■
730 d Mild-Hybrid xDrive (JA1)	M-sport package, discØ 370	Diesel/el éc.	4WD	2993	155	211	07.20-06.22	■
730 d, Ld Mild-Hybrid xDrive (B57 D30 B)	M-sport package, discØ 370	Diesel/el éc.	4WD	2993	183	249	07.20-06.22	■
730 d, Ld Mild-Hybrid xDrive (JA1)	M-sport package, discØ 370	Diesel/el éc.	4WD	2993	183	249	07.20-06.22	■
730 d, Ld Mild-Hybrid (B57 D30 B)	M-sport package, discØ 370	Diesel/el éc.	RWD	2993	210	286	07.20-05.22	■
730 d, Ld Mild-Hybrid (JA1)	M-sport package, discØ 370	Diesel/el éc.	RWD	2993	210	286	07.20-05.22	■
730 d, Ld Mild-Hybrid xDrive (B57 D30 B)	M-sport package, discØ 370	Diesel/el éc.	4WD	2993	210	286	07.20-06.22	■
730 d, Ld Mild-Hybrid xDrive (JA1)	M-sport package, discØ 370	Diesel/el éc.	4WD	2993	210	286	07.20-06.22	■
740 d, Ld Mild-Hybrid xDrive (B57 D30 B)	M-sport package, discØ 370	Diesel/el éc.	4WD	2993	250	340	07.20-06.22	■
740 d, Ld Mild-Hybrid xDrive (JA1)	M-sport package, discØ 370	Diesel/el éc.	4WD	2993	250	340	07.20-06.22	■
730 d (B57 D30 A)	discØ 345	Diesel	RWD	2993	155	211	07.15-06.20	■
730 d xDrive (B57 D30 A)	discØ 345	Diesel	4WD	2993	155	211	09.15-06.20	■
730 d (B57 D30 A)	discØ 345, South Korea	Diesel	RWD	2993	195	265	09.15-06.20	■
730 d, Ld xDrive (B57 D30 A)	discØ 345, Japan	Diesel	4WD	2993	195	265	09.15-06.20	■
740 d, Ld xDrive (B57 D30 B)	discØ 345, Japan	Diesel	4WD	2993	235	320	11.15-06.20	■
750 d, Ld xDrive (B57 D30 C)	Eq.V_ S2NHA, discØ 370, sports chassis	Diesel	4WD	2993	294	400	07.16-10.20	■

LISTA DE APLICACIONES - BUYERS GUIDE

8 Serie II (G14, F91) 11.18-					Convertible (Grand Tourer-S Segment)			
840 i	discØ 370, M-sport package	Gasolina	RWD	2998	245	333	11.20-	■
840 i xDrive	discØ 370, M-sport package	Gasolina	4WD	2998	245	333	11.20-	■
840 i (B58 B30 C)	discØ 370	Gasolina	RWD	2998	250	340	07.19-	■
840 i xDrive (B58 B30 C)	discØ 370	Gasolina	4WD	2998	250	340	07.19-10.20	■
840 d Mild-Hybrid xDrive (B57 D30 B)	discØ 370, M-sport package	Diesel/el éc.	4WD	2993	250	340	11.20-	■
840 d Mild-Hybrid xDrive (JA1)	discØ 370, M-sport package	Diesel/el éc.	4WD	2993	250	340	11.20-	■
8 Serie II (G15, F92) 07.18-					Coupe (Grand Tourer-S Segment)			
840 i	discØ 370, M-sport package	Gasolina	RWD	2998	245	333	11.20-	■
840 i	discØ 370, M-sport package	Gasolina	RWD	2998	245	333	11.20-	■
840 i xDrive	discØ 370, M-sport package	Gasolina	4WD	2998	245	333	11.20-	■
840 i xDrive	discØ 370, M-sport package	Gasolina	4WD	2998	245	333	11.20-	■
840 i (B58 B30 C)	discØ 370	Gasolina	RWD	2998	250	340	07.19-	■
840 i (B58 B30 C)	discØ 370	Gasolina	RWD	2998	250	340	07.19-10.20	■
840 i xDrive (B58 B30 C)	discØ 370	Gasolina	4WD	2998	250	340	07.19-10.20	■
840 i xDrive (B58 B30 C)	discØ 370	Gasolina	4WD	2998	250	340	07.19-	■
840 d Mild-Hybrid xDrive (B57 D30 B)	discØ 370, M-sport package	Diesel/el éc.	4WD	2993	250	340	11.20-	■
840 d Mild-Hybrid xDrive (JA1)	discØ 370, M-sport package	Diesel/el éc.	4WD	2993	250	340	11.20-	■
840 d Mild-Hybrid xDrive (B57 D30 B)	discØ 370, M-sport package	Diesel/el éc.	4WD	2993	250	340	11.20-	■
840 d Mild-Hybrid xDrive (JA1)	discØ 370, M-sport package	Diesel/el éc.	4WD	2993	250	340	11.20-	■
X6 III (G06, F96) 08.19-					SUV (Luxury Crossover SUV-J Segment)			
xDrive 40 i (B58 B30 C)	discØ 345	Gasolina	4WD	2998	250	340	08.19-03.23	■
X7 (G07) 03.19-					SUV (Luxury Crossover SUV-J Segment)			
xDrive M50 i (N63 B44 D)		Gasolina	4WD	4395	390	530	07.19-	■