

LISTA DE APLICACIONES - BUYERS GUIDE

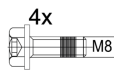
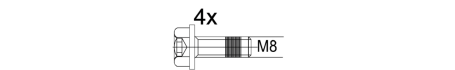
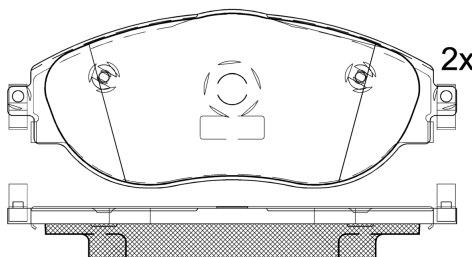
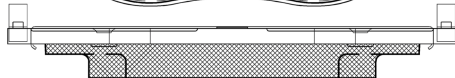
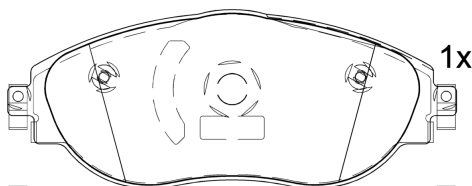
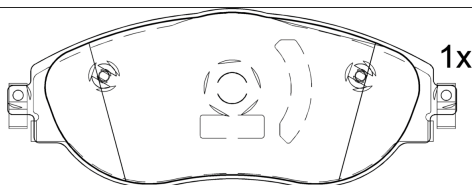
182018-204



Qty: 300

Weight: 2.745

O.E.M.	MAKE
3Q0 698 151	VW
3Q0 698 151 C	VW
3Q0 698 151 E	VW
3Q0 698 151 K	AUDI
5Q0 698 151 AK	VW
5Q0 698 151 P	VW



1-Ref. 690173 E

182018-204

E 9 90R-02A0111/3045



Trw

175.1x69.6x20

WVA	FMSI
24738	D1633-9326
MAKE	
AUDI	
CUPRA	
VW	
VW (FAW)	
VW (SVW)	



Trac.	CC	Kw	CV
-------	----	----	----



Front / Rear

AUDI

Q3 II (F3B) 07.18-						SUV (Compact Crossover CUV-C Segment)			
35 TFSI (DADA)	PR 1LB, discØ 340	Gasolina	FWD	1498	110	150	08.18-	■	
35 TFSI (DPCA)	PR 1LB, discØ 340	Gasolina	FWD	1498	110	150	08.18-	■	
40 TFSI quattro (DKTC)	PR 1LB, discØ 340	Gasolina	4WD	1984	140	190	07.18-06.21	■	
45 TFSI	PR 1LB, discØ 340	Gasolina	FWD	1984	169	230	07.18-	■	
45 TFSI quattro (DKTA)	PR 1LB, discØ 340	Gasolina	4WD	1984	169	230	07.18-	■	
45 TFSI quattro	PR 1LB, discØ 340	Gasolina	4WD	1984	180	245	01.21-	■	
35 TFSI Mild Hybrid (DFYA)	PR 1LB, discØ 340	Gasol./el éc.	FWD	1498	110	150	11.19-	■	
35 TDI (DFGA)	PR 1LB, discØ 340	Diesel	FWD	1968	110	150	09.18-	■	
35 TDI quattro (DFGA)	PR 1LB, discØ 340	Diesel	4WD	1968	110	150	09.18-	■	
40 TDI	PR 1LB, discØ 340	Diesel	FWD	1968	140	190	09.18-	■	
40 TDI quattro (DFHA)	PR 1LB, discØ 340	Diesel	4WD	1968	140	190	10.18-	■	
40 TDI quattro		Diesel	4WD	1968	142	193	04.24-	■	
40 TDI quattro	discØ 340, PR 1LB	Diesel	4WD	1968	147	200	11.20-	■	
Q3 II Sportback (F3N) 06.19-						SUV (Compact Crossover CUV-C Segment)			
35 TFSI (DPCA)	PR 1LB, discØ 340	Gasolina	FWD	1498	110	150	09.19-	■	
40 TFSI quattro (DKTC)	PR 1LB, discØ 340	Gasolina	4WD	1984	140	190	11.19-06.21	■	
45 TFSI quattro (DKTA)	PR 1LB, discØ 340	Gasolina	4WD	1984	169	230	06.19-	■	
45 TFSI quattro	PR 1LB, discØ 340	Gasolina	4WD	1984	180	245	01.21-	■	
35 TFSI Mild Hybrid (DFYA)	PR 1LB, discØ 340	Gasol./el éc.	FWD	1498	110	150	11.19-	■	
35 TDI (DFGA)	PR 1LB, discØ 340	Diesel	FWD	1968	110	150	11.19-	■	
35 TDI quattro (DFGA)	PR 1LB, discØ 340	Diesel	4WD	1968	110	150	09.19-	■	

LISTA DE APLICACIONES - BUYERS GUIDE

40 TDI quattro (DFHA)	PR 1LB, discØ 340	Diesel	4WD	1968	140	190	07.19-	■
40 TDI quattro		Diesel	4WD	1968	142	193	04.24-	■
40 TDI quattro (DTUA)	discØ 340, PR 1LB	Diesel	4WD	1968	147	200	09.20-	■
CUPRA								
FORMENTOR (KM7, KMP) 07.20-					SUV (Compact SUV-J Segment)			
2.0 TSI		Gasolina	FWD	1984	180	245	03.21-	■
2.0 VZ		Gasolina	FWD	1984	195	265	11.24-	■
2.0 TSI 4Drive (DNFB)		Gasolina	4WD	1984	228	310	07.20-	■
1.4 e-HYBRID		Gasol./el éc.	FWD	1395	150	204	01.21-	■
1.4 e-Hybrid VZ		Gasol./el éc.	FWD	1395	180	245	02.21-	■
1.5 e-HYBRID		Gasol./el éc.	FWD	1498	150	204	07.24-	■
1.5 e-HYBRID VZ		Gasol./el éc.	FWD	1498	200	272	06.24-	■
VW								
ARTEON (3H7, 3H8) 03.17-					Hatchback (Large family car-D Segment)			
1.5 TSI (DADA)	PR 1LB	Gasolina	FWD	1498	110	150	11.17-	■
1.5 TSI (DPCA)	PR 1LB	Gasolina	FWD	1498	110	150	11.17-	■
2.0 TSI (CZPB)	PR 1LB	Gasolina	FWD	1984	140	190	05.17-06.21	■
2.0 TSI (DKZA)	PR 1LB	Gasolina	FWD	1984	140	190	05.17-06.21	■
2.0 TSI 4motion (DLRB)	PR 1LB, discØ 340	Gasolina	4WD	1984	200	272	04.18-	■
2.0 TSI 4motion (DNUA)	PR 1LB, discØ 340	Gasolina	4WD	1984	200	272	04.18-	■
2.0 TSI 4motion (DJHC)	PR 1LB, discØ 340	Gasolina	4WD	1984	206	280	04.17-	■
2.0 TDI (DBGA)	PR 1LB	Diesel	FWD	1968	110	150	03.17-	■
2.0 TDI (DFGA)	PR 1LB	Diesel	FWD	1968	110	150	03.17-	■
2.0 TDI (DSRA)	PR 1LB	Diesel	FWD	1968	110	150	03.17-	■
2.0 TDI (DSRB)	PR 1LB	Diesel	FWD	1968	110	150	03.17-	■
2.0 TDI (DTSA)	PR 1LB	Diesel	FWD	1968	110	150	03.17-	■
2.0 TDI (DTSB)	PR 1LB	Diesel	FWD	1968	110	150	03.17-	■
2.0 TDI	PR 1LB	Diesel	FWD	1968	130	177	11.17-	■
2.0 TDI (DFHA)	PR 1LB	Diesel	FWD	1968	140	190	05.17-	■
2.0 TDI 4motion (DFHA)	PR 1LB	Diesel	4WD	1968	140	190	05.17-	■
2.0 TDI	PR 1LB	Diesel	FWD	1968	147	200	09.20-	■
2.0 TDI 4motion	PR 1LB	Diesel	4WD	1968	147	200	09.20-	■
2.0 TDI 4motion (CUAA)	PR 1LB, discØ 340	Diesel	4WD	1968	176	240	03.17-07.20	■
ARTEON SHOOTING BRAKE (3H9) 06.20-					Estate (Large family car-D Segment)			
1.5 TSI (DADA)	PR 1LB	Gasolina	FWD	1498	110	150	08.20-	■
1.5 TSI (DPCA)	PR 1LB	Gasolina	FWD	1498	110	150	08.20-	■
2.0 TSI 4motion	PR 1LB, discØ 340	Gasolina	4WD	1984	140	190	06.20-	■
2.0 TSI 4motion (DLRB)	PR 1LB, discØ 340	Gasolina	4WD	1984	200	272	06.20-	■
2.0 TSI 4motion	PR 1LB, discØ 340	Gasolina	4WD	1984	206	280	06.20-	■
2.0 TSi R 4motion	PR 1LB, discØ 340	Gasolina	4WD	1984	235	320	11.20-	■
2.0 TDI (DSRA)	PR 1LB	Diesel	FWD	1968	110	150	09.20-	■
2.0 TDI (DSRB)	PR 1LB	Diesel	FWD	1968	110	150	09.20-	■
2.0 TDI (DTSB)	PR 1LB	Diesel	FWD	1968	110	150	09.20-	■
2.0 TDI (DFHA)	PR 1LB	Diesel	FWD	1968	140	190	09.20-	■
2.0 TDI 4motion (DFHA)	PR 1LB	Diesel	4WD	1968	140	190	09.20-	■
2.0 TDI	PR 1LB	Diesel	FWD	1968	147	200	09.20-	■
2.0 TDI 4motion (DTUA)	PR 1LB	Diesel	4WD	1968	147	200	09.20-	■

LISTA DE APLICACIONES - BUYERS GUIDE

GOLF VIII ALLTRACK (CG5) 11.20-					Estate (Compact car-C Segment)			
2.0 TSI 4motion		Gasolina	4WD	1984	140	190	03.21-11.24	■
2.0 TDI 4motion	discØ 340, PR 1LT	Diesel	4WD	1968	147	200	11.20-	■
GOLF VIII (CD1, DA1) 07.19-					Hatchback (Compact car-C Segment)			
1.0 TSI (DLAB)	PR 1LT, discØ 340	Gasolina	FWD	999	66	90	02.20-	■
1.0 TSI (DLAA)	PR 1LT, discØ 340	Gasolina	FWD	999	81	110	02.20-	■
1.5 TSI (DPBA)	PR 1LT, discØ 340	Gasolina	FWD	1495	96	131	07.19-	■
1.5 TSI (DPCA)	PR 1LT, discØ 340	Gasolina	FWD	1498	110	150	07.19-	■
2.0 TSI		Gasolina	FWD	1984	140	190	06.21-11.24	■
2.0 TSI 4motion		Gasolina	4WD	1984	140	190	06.21-11.24	■
2.0 GTI (DNPA)	PR 1LT, discØ 340	Gasolina	FWD	1984	180	245	08.20-	■
1.4 GTE Plug-in Hybrid (DGEA)	PR 1LT, discØ 340	Gasol./el éc.	FWD	1395	110	150	07.20-	■
1.4 TSI eHybrid		Gasol./el éc.	FWD	1395	150	204	07.20-	■
1.4 GTE Plug-in Hybrid	PR 1LT, discØ 340	Gasol./el éc.	FWD	1395	180	245	07.20-	■
1.5 eTSI (DFYA)	PR 1LT, discØ 340	Gasol./el éc.	FWD	1498	110	150	12.19-	■
1.5 eHybrid		Gasol./el éc.	FWD	1498	150	204	06.24-	■
2.0 TDI (DSUD)	PR 1LT, discØ 340	Diesel	FWD	1968	85	116	08.19-	■
2.0 TDI (DSRB)	PR 1LT, discØ 340	Diesel	FWD	1968	110	150	08.19-	■
2.0 TDI 4motion	discØ 340, PR 1LT	Diesel	4WD	1968	147	200	09.20-	■
2.0 TDI GTD	discØ 340, PR 1LT	Diesel	FWD	1968	147	200	09.20-	■
GOLF VIII Variant (CG5, DB5) 08.20-					Estate (Compact car-C Segment)			
1.0 TSI (DLAB)	PR 1LT, discØ 340	Gasolina	FWD	999	66	90	08.20-	■
1.0 TSI (DLAA)	PR 1LT, discØ 340	Gasolina	FWD	999	81	110	08.20-	■
1.5 TSI (DPBA)	PR 1LT, discØ 340	Gasolina	FWD	1495	96	131	08.20-	■
1.5 TSI (DPCA)	PR 1LT, discØ 340	Gasolina	FWD	1498	110	150	08.20-	■
2.0 TSI		Gasolina	FWD	1984	140	190	06.21-11.24	■
2.0 TSI 4motion		Gasolina	4WD	1984	140	190	06.21-11.24	■
2.0 GTI (DNPA)	PR 1LT, discØ 340	Gasolina	FWD	1984	180	245	09.20-	■
2.0 TDI	PR 1LT, discØ 340	Diesel	FWD	1968	85	116	08.20-	■
2.0 TDI (DTSB)	PR 1LT, discØ 340	Diesel	FWD	1968	110	150	08.20-	■
2.0 TDI 4motion	PR 1LT, discØ 340	Diesel	4WD	1968	147	200	09.20-	■
PASSAT B8 (3G2, CB2) 08.14-					Saloon (Large family car-D Segment)			
2.0 TSI 4motion (DNUA)		Gasolina	4WD	1984	200	272	09.18-11.20	■
2.0 TSI 4motion (CJXA)		Gasolina	4WD	1984	206	280	05.15-03.24	■
2.0 TDI (CRLD)	PR 1LB, discØ 340	Diesel	FWD	1968	81	110	01.16-11.18	■
2.0 TDI (DBGB)	PR 1LB, discØ 340	Diesel	FWD	1968	81	110	01.16-11.18	■
2.0 TDI (DFGB)	PR 1LB, discØ 340	Diesel	FWD	1968	81	110	01.16-11.18	■
2.0 TDI 4motion (CUAA)		Diesel	4WD	1968	176	240	08.14-11.20	■
PASSAT B8 ALLTRACK Variant (3G5, CB5) 05.15-					Estate (Large family car-D Segment)			
2.0 TSI 4motion (DNUA)		Gasolina	4WD	1984	200	272	08.18-11.20	■
2.0 TSI 4motion (CJXA)		Gasolina	4WD	1984	206	280	11.18-03.24	■
2.0 TDI 4motion (CUAA)		Diesel	4WD	1968	176	240	05.15-11.20	■
PASSAT B8 Variant (3G5, CB5) 08.14-					Estate (Large family car-D Segment)			
2.0 TSI 4motion (DNUA)		Gasolina	4WD	1984	200	272	09.18-11.20	■
2.0 TSI 4motion (CJXA)		Gasolina	4WD	1984	206	280	05.15-03.24	■
2.0 TDI 4motion (CUAA)		Diesel	4WD	1968	176	240	08.14-11.20	■

LISTA DE APLICACIONES - BUYERS GUIDE

TIGUAN ALLSPACE (BW2, BJ2) 03.17-						SUV (Compact SUV-J Segment)			
1.4 TSI (CZDA)	PR 1LX, discØ 314 PR 1LB, discØ 340	Gasolina	FWD	1395	110	150	06.17-	■	
1.4 TSI (CZEA)	PR 1LX, discØ 314 PR 1LB, discØ 340	Gasolina	FWD	1395	110	150	06.17-	■	
1.5 TSI (DADA)		Gasolina	FWD	1498	110	150	09.18-	■	
1.5 TSI (DPCA)		Gasolina	FWD	1498	110	150	09.18-	■	
2.0 TSI 4motion (DGVA)	PR 1LX, discØ 314 PR 1LB, discØ 340	Gasolina	4WD	1984	132	180	03.17-	■	
2.0 TSI (DGUA)	PR 1LX, discØ 314 PR 1LB, discØ 340	Gasolina	FWD	1984	137	186	04.17-	■	
2.0 TSI 4motion (DGUA)	PR 1LX, discØ 314 PR 1LB, discØ 340	Gasolina	4WD	1984	137	186	04.17-	■	
2.0 TSI 4motion (DNLA)	discØ 340, PR 1LB	Gasolina	4WD	1984	140	190	09.18-	■	
2.0 TSI 4motion (CXDA)	PR 1LX, discØ 314 PR 1LB, discØ 340	Gasolina	4WD	1984	162	220	07.17-	■	
2.0 TSI 4motion (DNJA)	PR 1LX, discØ 314 PR 1LB, discØ 340	Gasolina	4WD	1984	162	220	07.17-	■	
2.0 TSI 4motion	discØ 340, PR 1LB	Gasolina	4WD	1984	180	245	09.20-	■	
1.4 TSI E100 Flex (CWLA)	PR 1LX, discØ 314 PR 1LB, discØ 340	Gasol./Etanol	FWD	1395	110	150	07.17-	■	
2.0 TDI (DFGA)	PR 1LX, discØ 314 PR 1LB, discØ 340	Diesel	FWD	1968	110	150	06.17-	■	
2.0 TDI 4motion (DBGC)	PR 1LX, discØ 314 PR 1LB, discØ 340	Diesel	4WD	1968	110	150	06.17-	■	
2.0 TDI 4motion (DFGA)	PR 1LX, discØ 314 PR 1LB, discØ 340	Diesel	4WD	1968	110	150	06.17-	■	
2.0 TDI 4motion (DFHA)	PR 1LX, discØ 314 PR 1LB, discØ 340	Diesel	4WD	1968	140	190	06.17-07.21	■	
2.0 TDI 4motion	discØ 340, PR 1LB	Diesel	4WD	1968	147	200	06.20-	■	
2.0 TDI 4motion (CUAA)	PR 1LX, discØ 314 PR 1LB, discØ 340	Diesel	4WD	1968	176	240	06.17-09.20	■	
VW (FAW)									
CC Shooting Brake (0H9) 12.20-						Estate (Large family car-D Segment)			
330TSi (DPLA)	PR 1LB, discØ 340	Gasolina	FWD	1984	137	186	12.20-	■	
380TSi (DKXA)	PR 1LB, discØ 340	Gasolina	FWD	1984	162	220	12.20-	■	
GOLF VIII (CN1) 11.20-						Hatchback (Compact car-C Segment)			
200TSi (DLSA,SLSB)	PR 1LT, discØ 340	Gasolina	FWD	1197	85	116	11.20-	■	
280TSi (DJSA)	PR 1LT, discØ 340	Gasolina	FWD	1395	110	150	11.20-	■	
VW (SVW)									
TIGUAN L (0T1, 0T3) 01.17-						SUV (Compact SUV-J Segment)			
330TSi	PR 1LX, discØ 314, PR 1LB, discØ 340	Gasolina	FWD	1798	132	180	01.17-	■	
Tsi 330	PR 1LX, discØ 314, PR 1LB, discØ 340	Gasolina	FWD	1798	132	180	04.17-	■	
330TSi	PR 1LX, discØ 314, PR 1LB, discØ 340	Gasolina	FWD	1984	137	186	01.18-	■	
380 Tsi 4motion	PR 1LX, discØ 314, PR 1LB, discØ 340	Gasolina	4WD	1984	162	220	01.17-	■	
380 Tsi 4motion	PR 1LX, discØ 314, PR 1LB, discØ 340	Gasolina	4WD	1984	162	220	06.19-	■	
TIGUAN X (0T2, 0T4) 11.20-						SUV (Compact SUV-J Segment)			
330TSi (DPLA)	PR 1LX, discØ 314, PR 1LB, discØ 340	Gasolina	FWD	1984	137	186	11.20-	■	
380 Tsi 4motion (DKXA)	PR 1LX, discØ 314, PR 1LB, discØ 340	Gasolina	4WD	1984	162	220	11.20-	■	