

LISTA DE APLICACIONES - BUYERS GUIDE

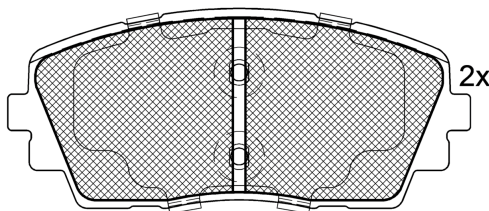
182034



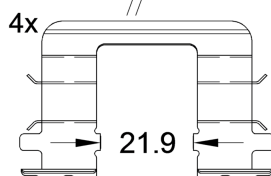
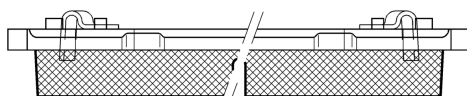
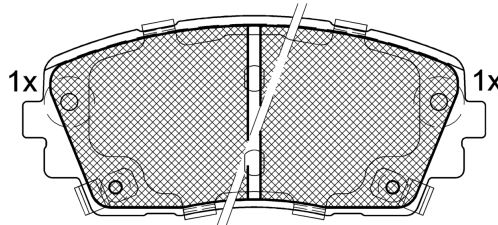
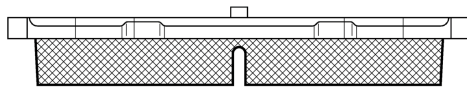
Qty: 300

Weight: 1.105

O.E.M.	MAKE
58101-1YA00	KIA
58101-1YA10	KIA
58101-1YA30	KIA
58101-1YA31	KIA
58101-1YA40	KIA
58101-A3A05	KIA
S58101-1YA30	KIA



Loose Shims



1-Ref. 690272 E

182034

90R-02A0111/3215



Mando

110.2x47.6x16.6

WVA	FMSI
25365	D2326-9559
25366	
25367	

MAKE
DODGE
KIA



Trac.	CC	Kw	CV
-------	----	----	----



Front / Rear

DODGE

i 10 01.07-							Hatchback (City car-A Segment)	
1.1		Gasolina	FWD	1086	49	66	01.12-	■

KIA

PICANTO II / MORNING / EURO STAR 05.11-							Hatchback Van (City car-A Segment)	
1.0 (G3LA)		Gasolina	FWD	998	57	77	11.14-	■

PICANTO II/MORNING/EURO STAR (TA) 05.11-							Hatchback (City car-A Segment)	
1.0 (G3LA)	Rim 13, Rim 14	Gasolina	FWD	998	49	67	05.11-03.17	■
1.0 (G3LA)	Rim 13, Rim 14	Gasolina	FWD	998	51	69	05.11-03.17	■
1.0 CVVT		Gasolina	FWD	998	57	78	11.14-	■
1.0 CVVT LPG		Gasolina	FWD	998	57	78	11.14-	■
1.0		Gasolina	FWD	998	60	82	05.11-	■
1.0 TCI		Gasolina	FWD	998	78	106	11.14-	■
1.2 (G4LA)	Rim 13, Rim 14	Gasolina	FWD	1248	63	85	09.11-03.17	■
1.2 (G4LA)	Rim 13, Rim 14	Gasolina	FWD	1248	64	87	09.11-02.17	■
1.2 (G4LA)		Gasolina	FWD	1248	65	88	01.13-03.17	■
1.0 LPG (B3LA)		Gasol./Gas (LPG)	FWD	998	49	67	08.13-03.17	■
1.0 Bi-Fuel (B3LA)		Gasol./Gas (LPG)	FWD	998	60	82	05.11-10.14	■
1.0 Flex (G3LA)		Gasol./Etanol	FWD	998	59	80	08.11-12.17	■

RAY (RA) 11.11-							MPV (Mini MPV-M1 Segment)	
1.0		Gasolina	FWD	998	57	78	11.11-	■
1.0 LPG		Gasolina	FWD	998	57	78	11.11-	■

LISTA DE APLICACIONES - BUYERS GUIDE

1.0 TCI		Gasolina	FWD	998	78	106	11.11-	■
1.0 LPG (RA) (B3LA)		Gasol./Gas (LPG)	FWD	998	54	73	02.19-	■