

LISTA DE APLICACIONES - BUYERS GUIDE

182096

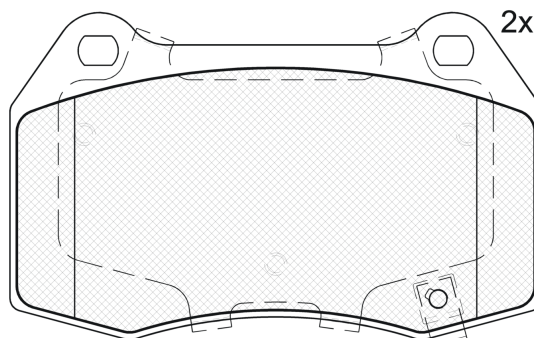
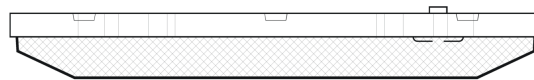
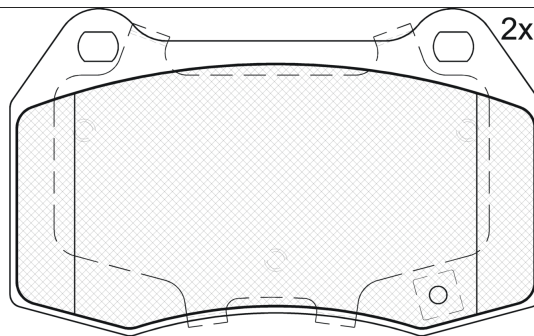


8 424073 105837

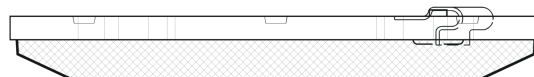
Qty: 300

Weight: 1.820

O.E.M.	MAKE
405022-S6M-J52	HONDA
41060-CD026	NISSAN
41060-CD028	NISSAN
41060-CD094	NISSAN
45022-S6M-J52	HONDA
D1060-CD00C	INFINITI
D106M-CD00J	NISSAN
D10D0-CD026	NISSAN
D10F0-CD00C	NISSAN
D10F0-CD026	NISSAN
D10F0-CD028	NISSAN
D1MFM-CD00J	NISSAN



Loose Shim



182096



90R-02A0111/3587



Brembo

119.75x73.7x14.5

WVA	FMSI
23142	D960-7858
23143	D2026-9256
MAKE	
CADILLAC	
CHEVROLET	
DODGE	
HONDA	
INFINITI	
NISSAN	



Trac.	CC	Kw	CV
-------	----	----	----



Front / Rear

CADILLAC

CTS 03.02-12.07

					Saloon (Executive car-E Segment)			
5.7 V8 (LS6(346CUV8))		Gasolina	RWD	5665	294	400	03.05-09.07	■
5.7 V (LS6(346CUV8))		Gasolina	RWD	5665	298	405	01.04-12.05	■

STS 09.04-12.07

					Saloon (Luxury car-F Segment)			
4.4 Kompressor (LC3(267CUV8))		Gasolina	RWD	4371	350	476	09.05-12.07	■
4.4 Kompressor AWD (LC3(267CUV8))		Gasolina	4WD	4371	350	476	09.05-12.07	■
4.6 AWD (LH2)		Gasolina	4WD	4565	239	325	09.04-12.05	■

CHEVROLET

CAMARO V 01.11-

					Convertible (Pony car-F Segment)			
3.6 (LLT)	01/13-	Gasolina	RWD	3564	232	316	01.11-	■
6.2 (L99(376CUV8))	01/13-	Gasolina	RWD	6162	298	405	01.11-	■
6.2 (LS3(376CUV8))	01/13-	Gasolina	RWD	6162	318	432	01.11-	■

CAMARO V 02.09-12.15

					Coupe (Pony car-F Segment)			
3.6 (LLT)	01/13-	Gasolina	RWD	3564	232	316	01.11-12.15	■
6.2 (L99(376CUV8))	01/13-	Gasolina	RWD	6162	298	405	09.09-12.15	■
6.2 (LS3(376CUV8))	01/13-	Gasolina	RWD	6162	318	432	09.09-12.15	■

DODGE

CHALLENGER III 09.07-

					Coupe (Supermini car-B Segment)			
6.1 SRT8 (ESF)	01/11-	Gasolina	RWD	6059	313	426	01.08-	■
6.1 SRT8 (ESF)	01/11-	Gasolina	RWD	6059	317	431	09.07-	■

HONDA

LISTA DE APLICACIONES - BUYERS GUIDE

CIVIC VIII 09.05-12.11					Coupe (Compact car-C Segment)			
2.0	Eq.V_ Latinamerica	Gasolina	FWD	1998	147	200	09.05-12.11	■
INTEGRA IV (DC5) 08.01-					Coupe (Sport compact car-C Segment)			
2.0 16V Type-R (DC5) (K20Z1)		Gasolina	FWD	1998	162	220	02.02-	■
INFINITI								
G III (V35 U.S.A.) 09.02-12.07					Coupe (Compact executive car-D Segment)			
3.5 (VQ35DE)	01/04-	Gasolina	RWD	3498	191	260	01.03-12.06	■
G III (V35) 08.02-					Saloon (Compact executive car-D Segment)			
35 (VQ35DE)	01/04-	Gasolina	RWD	3498	191	260	10.02-	■
NISSAN								
350 Z / FAIRLADY Z (Z33) 09.02-					Coupe (Compact car-C Segment)			
3.5 24V	01/04-	Gasolina	FWD	3495	206	280	09.02-	■
3.5 V6 24V 18"	01/07-	Gasolina	FWD	3495	225	306	09.02-	■
3.5 (VQ35DE)	01/04-	Gasolina	RWD	3498	206	280	10.03-12.06	■
3.5 (VQ35DE)		Gasolina	RWD	3498	214	291	11.04-01.07	■
3.5 (VQ35DE)		Gasolina	RWD	3498	221	301	09.02-12.08	■
3.5 (VQ35HR)		Gasolina	RWD	3498	230	313	09.05-12.08	■
350Z / FAIRLADY Z (Z33) 09.02-12.09					Convertible (Compact car-C Segment)			
3.5 24V	01/03-	Gasolina	FWD	3495	206	280	09.02-	■
3.5 (VQ35DE)	-12/05	Gasolina	RWD	3498	206	280	03.05-12.07	■
3.5 (VQ35DE)		Gasolina	RWD	3498	221	301	11.04-01.07	■
3.5 (VQ35HR)	01/07-	Gasolina	RWD	3498	230	313	09.05-12.09	■
SENTRA IV (B15) 07.98-12.07					Saloon (Compact car-C Segment)			
2.5 (QR25DE)		Gasolina	FWD	2488	129	175	06.02-08.06	■
SKYLINE VII (R31) 08.85-12.90					Estate (Executive car-E Segment)			
3.0 Turbo	01/90-	Gasolina	FWD	2995			08.85-	■