

LISTA DE APLICACIONES - BUYERS GUIDE

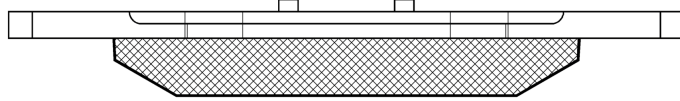
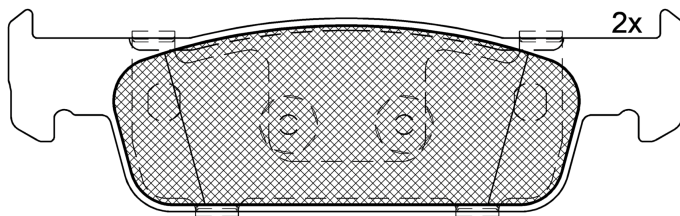
182115-203



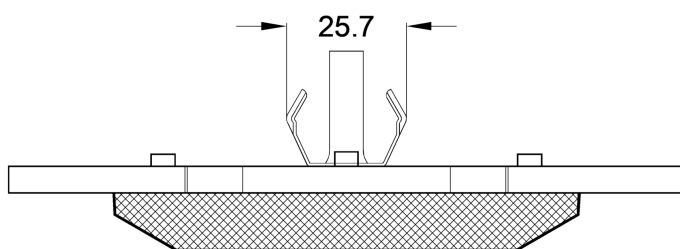
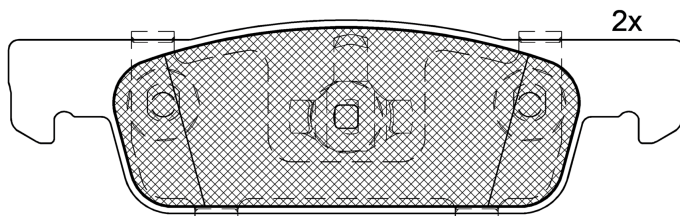
Qty: 300

Weight: 1.140

O.E.M.	MAKE
41 06 002 22R	DACIA



Loose Shim



182115-203

E 9 90R-02A0111/4489



Ate - Teves

140.1x40.1x18

140.1x42x18

WVA	FMSI
22448	D1830-9061
25702	
25728	
MAKE	
DACIA	
RENAULT	



Trac.	CC	Kw	CV
-------	----	----	----



Front / Rear

DACIA

LOGAN II (L52) 10.12-

Saloon (Compact car-C Segment)

TCe 90 (L8MA, L8M1, L8AC) (H4B 400)		Gasolina	FWD	898	66	90	10.12-	■
TCe 90 (L8MA, L8M1, L8AC) (H4B 408)		Gasolina	FWD	898	66	90	10.12-	■
1.2	Eq.V_ ENPD01	Gasolina	FWD	1149	54	73	05.15-	■
1.2 (D4F 732)	Eq.V_ ENPD01	Gasolina	FWD	1149	55	75	10.12-	■
1.6 (K7M 812)		Gasolina	FWD	1598	63	86	06.13-08.16	■
1.6 16V	Eq.V_ ENPD01	Gasolina	FWD	1598	75	102	04.15-	■
1.6 16V (K4M 842)	Eq.V_ ENPD01	Gasolina	FWD	1598	77	105	01.13-	■
TCe 90 LPG (H4B 405)		Gasol./G as (LPG)	FWD	898	66	90	09.15-	■
TCe 90 LPG (H4B 410)		Gasol./G as (LPG)	FWD	898	66	90	09.15-	■
1.2 LPG (D4F 734)		Gasol./G as (LPG)	FWD	1149	53	72	02.13-	■
1.2 LPG (D4F 734)	Eq.V_ ENPD01	Gasol./G as (LPG)	FWD	1149	55	75	10.12-	■
1.5 dCi / Blue dCi 75 (K9K 612)	Eq.V_ ENPD01	Diesel	FWD	1461	55	75	10.12-	■
1.5 dCi / Blue dCi 75 (K9K 626)	Eq.V_ ENPD01	Diesel	FWD	1461	55	75	10.12-	■
1.5 dCi / Blue dCi 75 (K9K 872)	Eq.V_ ENPD01	Diesel	FWD	1461	55	75	10.12-	■
1.5 dCi (K9K 830)	Eq.V_ ENPD01	Diesel	FWD	1461	63	84	01.13-	■
1.5 dCi (K9K 838)	Eq.V_ ENPD01	Diesel	FWD	1461	63	84	01.13-	■
1.5 dCi (K9K 612)	Eq.V_ ENPD01	Diesel	FWD	1461	66	90	10.12-	■
1.5 dCi (K9K 626)	Eq.V_ ENPD01	Diesel	FWD	1461	66	90	10.12-	■

LOGAN II MCV (K52) 02.13-

Estate (Compact car-C Segment)

1.2 (D4F 732)	Eq.V_ ENPD01	Gasolina	FWD	1149	55	75	02.13-	■
---------------	--------------	----------	-----	------	----	----	--------	---

LISTA DE APLICACIONES - BUYERS GUIDE

1.2 LPG (D4F 734)	Eq.V_ ENPD01	Gasol./Gas (LPG)	FWD	1149	55	75	02.13-	■	
1.5 dCi (K9K 612)	Eq.V_ ENPD01	Diesel	FWD	1461	55	75	02.13-	■	
1.5 dCi (K9K 626)	Eq.V_ ENPD01	Diesel	FWD	1461	55	75	02.13-	■	
1.5 dCi (K9K 830)	Eq.V_ ENPD01	Diesel	FWD	1461	63	84	02.13-	■	
1.5 dCi (K9K 838)	Eq.V_ ENPD01	Diesel	FWD	1461	63	84	02.13-	■	
1.5 dCi (K9K 612)	Eq.V_ ENPD01	Diesel	FWD	1461	66	90	02.13-	■	
1.5 dCi (K9K 626)	Eq.V_ ENPD01	Diesel	FWD	1461	66	90	02.13-	■	
SANDERO II (B8_) 10.12-							Hatchback (Compact car-C Segment)		
TCe 90 (B8M1, B8MA, B8AC) (H4B 400)	Eq.V_ ENPD01	Gasolina	FWD	898	66	90	10.12-	■	
1.0 SCe 75 (B8JC, B8JD, B8NC) (B4D 400)	Eq.V_ ENPC01	Gasolina	FWD	999	54	73	12.16-09.20	■	
1.0 SCe 75 (B8JC, B8JD, B8NC) (B4D 401)	Eq.V_ ENPC01	Gasolina	FWD	999	54	73	12.16-09.20	■	
1.0 TCe 100 (B8ML) (H4D 450)	Eq.V_ ENPC01	Gasolina	FWD	999	74	101	11.19-	■	
1.0 TCe 100 (B8ML) (H4D 460)	Eq.V_ ENPC01	Gasolina	FWD	999	74	101	11.19-	■	
1.2 (D4F 732)	Eq.V_ ENPD01	Gasolina	FWD	1149	54	73	05.15-	■	
1.2 (D4F 732)	Eq.V_ ENPD01	Gasolina	FWD	1149	55	75	10.12-	■	
1.6 (K7M 812)		Gasolina	FWD	1598	59	80	09.16-	■	
1.6	Eq.V_ ENPD01	Gasolina	FWD	1598	63	86	11.12-	■	
1.6 16V	Eq.V_ ENPD01	Gasolina	FWD	1598	75	102	04.15-	■	
1.6 16V	Eq.V_ ENPD01	Gasolina	FWD	1598	77	105	01.13-	■	
TCe 90 LPG (B8M1)	Eq.V_ ENPD01	Gasol./Gas (LPG)	FWD	898	66	90	09.15-	■	
1.0 LPG (B8ML) (H4D 450)	Eq.V_ ENPC01	Gasol./Gas (LPG)	FWD	999	74	101	11.19-	■	
1.0 LPG (B8ML) (H4D 460)	Eq.V_ ENPC01	Gasol./Gas (LPG)	FWD	999	74	101	11.19-	■	
1.2 LPG (D4F 734)	Eq.V_ ENPD01	Gasol./Gas (LPG)	FWD	1149	55	75	10.12-	■	
1.5 dCi 75 / Blue dCi 75 (B8JW, B8M4, B8AH, B8M7, B8M6) (K9K 612)	Eq.V_ ENPD01	Diesel	FWD	1461	55	75	10.12-	■	
1.5 dCi 75 / Blue dCi 75 (B8JW, B8M4, B8AH, B8M7, B8M6) (K9K 626)	Eq.V_ ENPD01	Diesel	FWD	1461	55	75	10.12-	■	
1.5 dCi 75 / Blue dCi 75 (B8JW, B8M4, B8AH, B8M7, B8M6) (K9K 838)	Eq.V_ ENPD01	Diesel	FWD	1461	55	75	10.12-	■	
1.5 dCi 75 / Blue dCi 75 (B8JW, B8M4, B8AH, B8M7, B8M6) (K9K 872)	Eq.V_ ENPD01	Diesel	FWD	1461	55	75	10.12-	■	
1.5 dCi (K9K 830)	Eq.V_ ENPD01	Diesel	FWD	1461	63	84	01.13-	■	
1.5 dCi (K9K 612)	Eq.V_ ENPD01	Diesel	FWD	1461	66	90	10.12-	■	
1.5 dCi (K9K 626)	Eq.V_ ENPD01	Diesel	FWD	1461	66	90	10.12-	■	
1.5 Blue dCi 95 (B8JL) (K9K 872)		Diesel	FWD	1461	70	95	08.18-	■	
RENAULT									
LOGAN II MCV / TONDAR (K8_) 11.13-							Estate (Compact car-C Segment)		
1.2 16V (D4F 732)	Eq.V_ ENPD01	Gasolina	FWD	1149	54	73	12.13-	■	
1.2 16V (D4F 734)	Eq.V_ ENPD01	Gasolina	FWD	1149	54	73	12.13-	■	
1.6 (K7M 812)	Eq.V_ ENPD01	Gasolina	FWD	1598	59	80	12.13-	■	
1.2 16V LPG (D4F 732)	Eq.V_ ENPD01	Gasol./Gas (LPG)	FWD	1149	53	72	12.13-	■	
1.2 16V LPG (D4F 734)	Eq.V_ ENPD01	Gasol./Gas (LPG)	FWD	1149	53	72	12.13-	■	
1.5 dCi (K9K 838)	Eq.V_ ENPD01	Diesel	FWD	1461	62	84	12.13-	■	
LOGAN II /STEPWAY II / TONDAR (L8_) 09.12-							Saloon (Compact car-C Segment)		
1.2 (D4F 732)	Eq.V_ ENPD01	Gasolina	FWD	1149	55	75	11.13-	■	
1.6 (K7M 812)	Eq.V_ ENPC01	Gasolina	FWD	1598	59	80	11.13-	■	
1.6 (K7M 812)	Eq.V_ ENPD01, Eq.V_ ENPA01, ENPB01, ENPE01	Gasolina	FWD	1598	60	82	04.14-	■	
1.6	Eq.V_ ENPD01	Gasolina	FWD	1598	63	86	11.13-	■	
1.6 Latinamerica		Gasolina	FWD	1598	63	85	01.15-	■	

LISTA DE APLICACIONES - BUYERS GUIDE

1.6 (K7M 812)	Eq.V_ ENPC01	Gasolina	FWD	1598	66	90	11.13-	■	
1.6 (L8A9, L8J0) (K4M 842)	Eq.V_ ENPD01	Gasolina	FWD	1598	75	102	04.14-	■	
1.6 (L8A9, L8J0) (K4M 845)	Eq.V_ ENPD01	Gasolina	FWD	1598	75	102	04.14-	■	
1.6 (H4M 438)		Gasolina	FWD	1598	83	113	09.16-	■	
1.2 16V LPG (D4F 732)		Gasol./G as (LPG)	FWD	1149	53	72	11.13-	■	
1.2 16V LPG (D4F 734)		Gasol./G as (LPG)	FWD	1149	53	72	11.13-	■	
SANDERO II /STEPWAY II (B8_) 11.13-							Hatchback (Compact car-C Segment)		
TCe 90 (B8MA, B8M1, B8JR)	Eq.V_ ENPC01	Gasolina	FWD	898	66	90	09.15-	■	
1.0 SCe 75 (B8JD)		Gasolina	FWD	999	54	73	12.19-	■	
1.2 16V (D4F 732)	Eq.V_ ENPD01	Gasolina	FWD	1149	54	73	12.13-	■	
1.2 16V (D4F 734)	Eq.V_ ENPD01	Gasolina	FWD	1149	54	73	12.13-	■	
1.2 16V (D4F 732)		Gasolina	FWD	1149	55	75	04.15-	■	
1.6 (K7M 812)	Eq.V_ ENPD01	Gasolina	FWD	1598	59	80	11.13-	■	
1.6		Gasolina	FWD	1598	60	82	11.13-	■	
1.6		Gasolina	FWD	1598	61	83	11.13-	■	
1.6	Eq.V_ ENPD01	Gasolina	FWD	1598	63	86	04.16-	■	
1.6		Gasolina	FWD	1598	66	90	05.15-	■	
1.6 16V	Eq.V_ ENPD01	Gasolina	FWD	1598	75	102	04.14-	■	
1.6		Gasolina	FWD	1598	77	105	09.14-	■	
1.6	Eq.V_ ENPD01	Gasolina	FWD	1598	78	106	09.16-	■	
1.6 16V (K4M 842)		Gasolina	FWD	1598	80	109	05.15-	■	
1.6 16V		Gasolina	FWD	1598	81	110	04.14-	■	
1.6 Sce (B8JA) (H4M 429,H4M 438)		Gasolina	FWD	1598	82	111	11.19-	■	
1.6 (B8JA) (H4M 429)		Gasolina	FWD	1598	83	113	09.16-	■	
1.6 (B8JA) (H4M 438)		Gasolina	FWD	1598	83	113	09.16-	■	
1.2 16V LPG (D4F 734)	Eq.V_ ENPD01	Gasol./G as (LPG)	FWD	1149	53	72	12.13-	■	
1.0 Authentique,Expression Hi-Flex		Gasol./Et anol	FWD	999	60	82	01.17-	■	
1.6 Flex (B8A6)		Gasol./Et anol	FWD	1598	78	106	03.14-07.18	■	
1.6 Hi-Flex (B8JH) (H4M 734, H4M 736)		Gasol./Et anol	FWD	1598	87	118	01.17-	■	
1.5 dCi (K9K 830)	Eq.V_ ENPD01	Diesel	FWD	1461	62	84	12.13-	■	
1.5 dCi (B8AL)		Diesel	FWD	1461	66	90	01.17-	■	