

LISTA DE APLICACIONES - BUYERS GUIDE

182120

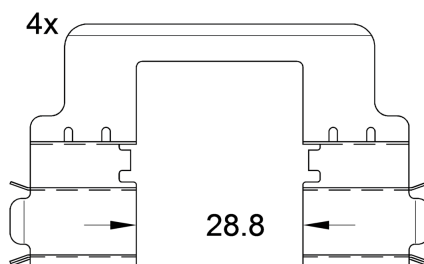
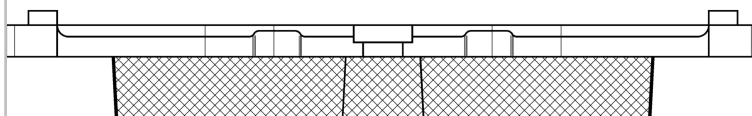
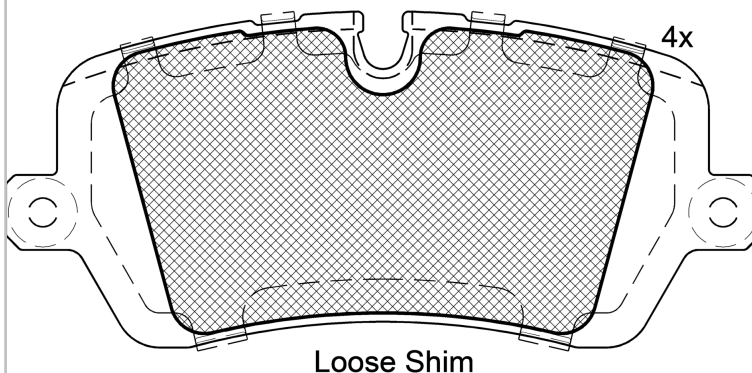


8 424073 106292

Qty: 300

Weight: 1.565

O.E.M.	MAKE
LPLA-2M008-EA	LAND ROVER
LR-036574	LAND ROVER
LR-065492	LAND ROVER
LR-068303	LAND ROVER
LR-079910	LAND ROVER
LR-079935	LAND ROVER
LR-084118	LAND ROVER
LR-106326	LAND ROVER
LR-108260	LAND ROVER
LR-123717	LAND ROVER
LR-139173	LAND ROVER
LR146155	LAND ROVER
LR-146247	LAND ROVER
LR-147981	LAND ROVER
LR162042	LAND ROVER
LR162043	LAND ROVER
LR-162046	LAND ROVER
LR-162047	LAND ROVER
LR162048	LAND ROVER
LR-164821	LAND ROVER



1-Ref. 690312 E

182120



90R-02A0111/3709



Trw

131.4x58.5x17

WVA

25720

FMSI

D1692-8919

MAKE

FORD USA

LAND ROVER



Trac.

CC

Kw

CV



Front / Rear

FORD USA

CROWN VICTORIA (U.S.A.) 09.97-12.12

Saloon (Luxury car-F Segment)

4.6	for police vehicles	Gasolina	RWD	4601	178	242	09.04-12.12	■
-----	---------------------	----------	-----	------	-----	-----	-------------	---

LAND ROVER

DEFENDER III Sport Wagon (L663) 09.19-

Closed Off-Road Vehicle (Off-Road SUV-J Segment)

P300 Si4 4x4 (PT204)	Rim 18, discØ 325, Rim 19, discØ 350, Rim 20, discØ 380, Performance brakes	Gasolina	4WD	1997	221	300	09.19-	■
P425 4x4		Gasolina	4WD	5000	313	426	05.24-	■
P500 4x4		Gasolina	4WD	5000	368	500	04.23-	■
P525 4x4	discØ 380, not Performance brak, Rim 20, Performance brakes discØ 325, Rim 18	Gasolina	4WD	5000	386	525	05.21-	■
P300e Hybrid 4x4		Gasol./el éc.	4WD	1997	221	300	06.24-	■
P300 MHEV 4x4		Gasol./el éc.	4WD	1997	221	300	07.23-	■
P400e Hybrid 4x4 (PT204)	Rim 19, discØ 350, Rim 20, discØ 380, discØ 325, Rim 18, Performance brakes	Gasol./el éc.	4WD	1997	221	300	09.20-	■
P400e Hybrid 4x4 (PT204)	Rim 19, discØ 350, Rim 20, discØ 380, discØ 325, Rim 18, discØ 325, Performance brakes	Gasol./el éc.	4WD	1997	297	404	09.20-	■
P300 MHEV 4x4 (AJ20P6)	discØ 325, Rim 18 discØ 350, Rim 19 discØ 380, Rim 20, Performance brakes	Gasol./el éc.	4WD	2996	221	300	05.22-	■
P400 I6 MHEV 4x4 (PT306)	discØ 350, Rim 19 discØ 380, Rim 20 discØ 325, Rim 18, Performance brakes	Gasol./el éc.	4WD	2996	294	400	09.19-	■
P635 OCTA MHEV 4x4		Gasol./el éc.	4WD	4395	467	635	05.24-	■

LISTA DE APLICACIONES - BUYERS GUIDE

2.0 D200 MHEV 4x4 (AJ20D4)		Diesel/el éc.	4WD	1997	147	200	09.20-	■
D200 MHEV 4x4 (AJ20D6)	discØ 350, Rim 19 discØ 325, Rim 18, discØ 380, Rim 20, Performance brakes	Diesel/el éc.	4WD	2997	147	200	09.19-	■
D250 MHEV 4x4 (AJ20D6)	Rim 19, discØ 350 Rim 18, discØ 325, discØ 380, Rim 20, Performance brakes	Diesel/el éc.	4WD	2997	183	249	09.20-	■
D300 MHEV 4x4 (AJ20D6)	discØ 350, Rim 19 discØ 325, Rim 18, discØ 380, Rim 20, Performance brakes	Diesel/el éc.	4WD	2997	221	300	09.20-	■
D350 MHEV 4x4		Diesel/el éc.	4WD	2997	258	350	05.24-	■
D200 SD4 4x4 (204DT)	discØ 350, Rim 19 discØ 380, Rim 20, discØ 325, Rim 18, Performance brakes	Diesel	4WD	1999	147	200	09.19-	■
D240 SD4 4x4 (204DT)	discØ 350, Rim 19, discØ 380, Rim 20, discØ 325, Rim 18, Performance brakes	Diesel	4WD	1999	177	241	09.19-	■
DEFENDER III Van (L663) 02.20-					Closed Off-Road Van (Off-Road SUV-J Segment)			
2.0 P300 Si4 4x4 (PT204)	Rim 20, discØ 380 Rim 19, discØ 350 Rim 18, discØ 325, Performance brakes	Gasolina	4WD	1997	221	300	02.20-	■
2.0 P400e Hybrid 4x4 (PT204)	Rim 19, discØ 350, Rim 20, discØ 380, Performance brakes, Rim 18	Gasol./el éc.	4WD	1997	221	300	09.20-	■
2.0 P400e Hybrid 4x4 (PT204)	Rim 18, Rim 19, discØ 350, Rim 20, discØ 380, Performance brakes	Gasol./el éc.	4WD	1997	297	404	09.20-	■
3.0 P400 I6 MHEV 4x4 (PT306)	Rim 18, discØ 325, Rim 19, discØ 350, Rim 20, discØ 380, Performance brakes	Gasol./el éc.	4WD	2996	294	400	02.20-	■
2.0 D200 MHEV 4x4 (AJ20D4)		Diesel/el éc.	4WD	1997	147	200	09.20-	■
3.0 D200 MHEV 4x4 (AJ20D6)	discØ 350, Rim 19 discØ 380, Rim 20 Rim 18, discØ 325, Performance brakes	Diesel/el éc.	4WD	2997	147	200	09.20-	■
3.0 D250 MHEV 4x4 (AJ20D6)	discØ 380, Rim 20 discØ 325, Rim 18, discØ 350, Rim 19, Performance brakes	Diesel/el éc.	4WD	2997	183	249	09.20-	■
3.0 D300 MHEV 4x4 (AJ20D6)	discØ 380, Rim 20 discØ 325, Rim 18, discØ 350, Rim 19, Performance brakes	Diesel/el éc.	4WD	2997	221	300	09.20-	■
3.0 D350 MHEV 4x4		Diesel/el éc.	4WD	2997	258	351	05.24-	■
2.0 D200 SD4 4x4 (204DT)	Rim 18, discØ 325, Rim 19, discØ 350, Rim 20, discØ 380, Performance brakes	Diesel	4WD	1999	147	200	02.20-	■
2.0 D240 SD4 4x4 (204DT)	Rim 18, discØ 325, Rim 19, discØ 350, Rim 20, discØ 380, Performance brakes	Diesel	4WD	1999	177	241	02.20-	■
DISCOVERY V / LR5 (L462) 09.16-					SUV Van (Executive SUV-J Segment)			
2.0 Si4 4x4	not Performance brak, Rim 18, ch- JA000001, -ch HA999999, Rim 19, Rim 20	Gasolina	4WD	1997	221	300	09.17-	■
3.0 SCV6 4x4	not Performance brak, Rim 18, ch- JA000001, -ch HA999999, Rim 19, Rim 20	Gasolina	4WD	2995	250	340	09.16-	■
3.0 D300 MHEV 4x4	not Performance brak, Rim 18, ch- JA000001, -ch HA999999, Rim 19, discØ 350, discØ 380, Rim 20	Diesel/el éc.	4WD	2997	221	300	12.20-	■
2.0 Td4 4x4	Rim 18, ch- JA000001, -ch HA999999, Rim 19, Rim 20	Diesel	4WD	1999	132	179	09.16-12.18	■
2.0 SD4 4x4	not Performance brak, Rim 18, ch- JA000001, -ch HA999999, Rim 19, Rim 20	Diesel	4WD	1999	177	241	09.16-	■
3.0 Td6 4x4	not Performance brak, Rim 18, ch- JA000001, -ch HA999999, Rim 19, Rim 20	Diesel	4WD	2993	190	258	09.16-	■

LISTA DE APLICACIONES - BUYERS GUIDE

3.0 SDV6 4x4	not Performance brak, Rim 18, ch- JA000001, -ch HA999999, Rim 19, Rim 20	Diesel	4WD	2993	225	306	09.18-	■
DISCOVERY V / LR5 (L462) 09.16-					SUV (Executive SUV-J Segment)			
2.0 Si4 4x4 (PT204)	not Performance brak, Rim 18, ch- JA000001, -ch HA999999, Rim 19, Rim 20	Gasolina	4WD	1997	221	300	09.17-	■
3.0 SCV6 4x4 (306PS)	not Performance brak, Rim 18, ch- JA000001, -ch HA999999, Rim 19, Rim 20	Gasolina	4WD	2995	250	340	09.16-	■
P360 MHEV 4x4	not Performance brak, Rim 18, ch- JA000001, -ch HA999999, Rim 19, discØ 350, discØ 380, Rim 20	Gasol./el éc.	4WD	2996	265	360	12.20-	■
D250 MHEV 4x4	not Performance brak, Rim 18, ch- JA000001, -ch HA999999, Rim 19, discØ 350, discØ 380, Rim 20	Diesel/el éc.	4WD	2997	183	249	12.20-	■
D300 MHEV 4x4	not Performance brak, Rim 18, ch- JA000001, -ch HA999999, Rim 19, discØ 350, discØ 380, Rim 20	Diesel/el éc.	4WD	2997	221	300	12.20-	■
D350 MHEV 4x4		Diesel/el éc.	4WD	2997	257	349	05.24-	■
2.0 Td4 4x4 (204DTD)	Rim 18, ch- JA000001, -ch HA999999, Rim 19, Rim 20	Diesel	4WD	1999	132	180	09.16-	■
2.0 SD4 4x4 (204DTA)	not Performance brak, Rim 18, ch- JA000001, -ch HA999999, Rim 19, Rim 20	Diesel	4WD	1999	177	241	09.16-	■
3.0 D 4x4 (306DT)	Rim 18, ch- JA000001, -ch HA999999, Rim 19, Rim 20	Diesel	4WD	2993	155	211	09.16-	■
3.0 D 4x4 (306DT)	not Performance brak, Rim 18, ch- JA000001, -ch HA999999, Rim 19, Rim 20	Diesel	4WD	2993	183	249	09.16-	■
3.0 Td6 4x4 (306DT)	not Performance brak, Rim 18, ch- JA000001, -ch HA999999, Rim 19, Rim 20	Diesel	4WD	2993	190	258	09.16-	■
3.0 SDV6 4x4 (306DT)	not Performance brak, Rim 18, Rim 19, Rim 20	Diesel	4WD	2993	225	306	09.18-	■
RANGE ROVER IV (L405) 08.12-					SUV (Luxury Crossover SUV-J Segment)			
3.0 SCV6 4x4 (306PS)	ch- JA000001, Rim 19, Rim 20, Eq.V_ AUTOBIOGRAPHY, Long Wheelbase, Rim 18	Gasolina	4WD	2995	250	340	10.13-09.21	■
3.0 SCV6 4x4 (306PS)		Gasolina	4WD	2995	254	345	09.13-	■
3.0 SCV6 4x4 (306PS)	Rim 19, Eq.V_ AUTOBIOGRAPHY, Long Wheelbase	Gasolina	4WD	2995	280	380	06.15-01.16	■
3.0P400 4x4 (PT306)	Syst. Performance Pads, Rim 18, Rim 19, Eq.V_ BLANCK CALIPERS, Eq.V_ AUTOBIOGRAPHY, discØ 380, Rim 20	Gasolina	4WD	2996	294	400	07.20-09.21	■
5.0 V8 4x4 (508PN)	ch- EA000001, Eq.V_ AUTOBIOGRAPHY, Long Wheelbase	Gasolina	4WD	5000	276	375	12.13-01.16	■
5.0 SCV8 4x4 (508PS)	01/13-, Eq.V_ AUTOBIOGRAPHY, Long Wheelbase	Gasolina	4WD	5000	375	510	08.12-09.21	■
5.0 SCV8 4x4 (508PS)		Gasolina	4WD	5000	380	517	08.12-	■
5.0 SCV8 4x4 (508PS)	Eq.V_ AUTOBIOGRAPHY, Long Wheelbase	Gasolina	4WD	5000	386	525	11.17-09.21	■
5.0 SCV8 4x4 (508PS)	Eq.V_ AUTOBIOGRAPHY, Long Wheelbase	Gasolina	4WD	5000	405	550	06.15-09.21	■
SCV8 4x4 (508PS)		Gasolina	4WD	5000	415	565	01.19-09.21	■
5.0 SCV8 4x4 (508PS)	Eq.V_ AUTOBIOGRAPHY, Long Wheelbase	Gasolina	4WD	5000	416	566	11.17-09.21	■
2.0 P400e Hybrid 4x4 (PT204)	ch- JA000001, Rim 19, Rim 20, Eq.V_ AUTOBIOGRAPHY, Long Wheelbase, Rim 18	Gasol./el éc.	4WD	1997	221	300	10.17-	■
2.0 P400e Hybrid 4x4 (PT204)	Rim 19, Eq.V_ AUTOBIOGRAPHY, Long Wheelbase, Rim 20	Gasol./el éc.	4WD	1997	297	404	10.17-09.21	■

LISTA DE APLICACIONES - BUYERS GUIDE

P360 MHEV 4x4 (PT306)	Syst. Performance Pads, Rim 18, Rim 19, Eq.V_ AUTOBIOGRAPHY, Eq.V_ BLANCK CALIPERS discØ 380, Rim 20	Gasol./el éc.	4WD	2996	265	360	12.19-09.21	■
3.0 P400 MHEV 4x4 (PT306)	Syst. RED, Eq.V_ AUTOBIOGRAPHY, Long Wheelbase, Syst. BLANCK	Gasol./el éc.	4WD	2996	294	400	05.19-09.21	■
3.0 SDV6 Hybrid 4x4 (306DT)	Eq.V_ AUTOBIOGRAPHY, Long Wheelbase	Diesel/el éc.	4WD	2993	215	292	06.15-	■
3.0 SDV6 Hybrid 4x4 (306DT)	Eq.V_ AUTOBIOGRAPHY, Long Wheelbase	Diesel/el éc.	4WD	2993	250	340	10.13-09.21	■
3.0 SDV6 Hybrid 4x4 (306DT)	Eq.V_ AUTOBIOGRAPHY, Long Wheelbase	Diesel/el éc.	4WD	2993	260	354	06.15-09.21	■
D250 MHEV 4x4 (AJ20D6)	Syst. Performance Pads, Rim 18, Rim 19, Eq.V_ BLANCK CALIPERS, Eq.V_ AAUTOBIOGRAPHY, discØ 380, Rim 20	Diesel/el éc.	4WD	2997	183	249	07.20-09.21	■
D300 MHEV 4x4 (AJ20D6)	Rim 18, Rim 19, Rim 20, discØ 380	Diesel/el éc.	4WD	2997	221	300	07.20-09.21	■
D350 MHEV 4x4 (AJ20D6)	Rim 18, Rim 19, Rim 20, discØ 380	Diesel/el éc.	4WD	2997	258	351	07.20-09.21	■
D350 MHEV 4x4		Diesel/el éc.	4WD	2997	258	351	11.20-	■
3.0 TDV6 4x4 (306DT)	ch- EA000001, Rim 19, Eq.V_ AUTOBIOGRAPHY, Long Wheelbase, Rim 20, Rim 18	Diesel	4WD	2993	155	211	10.13-01.16	■
3.0 SDV6 4x4 (306DT)		Diesel	4WD	2993	182	247	12.14-09.21	■
3.0 SDV6 4x4 (306DT)	01/13-, -ch HA999999, Rim 19, Eq.V_ AUTOBIOGRAPHY, Long Wheelbase, Rim 20 Rim 18	Diesel	4WD	2993	183	249	08.12-01.16	■
3.0 TDV6 4x4 (306DT)	01/13-, Rim 19, Eq.V_ AUTOBIOGRAPHY, Long Wheelbase, Rim 20, Rim 18	Diesel	4WD	2993	190	258	08.12-09.21	■
3.0 SDV6 4x4 (306DT)	Eq.V_ AUTOBIOGRAPHY, Long Wheelbase, Rim 19, Rim 20	Diesel	4WD	2993	202	275	10.18-09.21	■
3.0 SDV6 4x4 (306DT)	Rim 19, Syst. RED, Eq.V_ AUTOBIOGRAPHY, Long Wheelbase, Syst. BLANCK, Rim 20	Diesel	4WD	2993	215	292	10.12-09.21	■
D300 4x4 (AJ20D6)	Syst. Performance Pads, Rim 18, Rim 19, Eq.V_ BLACK CALIPERS, Eq.V_ AUTOBIOGRAPHY, discØ 380, Rim 20	Diesel	4WD	2997	221	300	07.20-	■
D350 4x4 (AJ20D6)	Syst. Performance Pads, Rim 19, Eq.V_ BLACK CALIPERS, Eq.V_ AUTOBIOGRAPHY, discØ 380, Rim 20, Rim 18	Diesel	4WD	2997	258	351	07.20-	■
4.4 SDV8 4x4 (448DT)	Eq.V_ AUTOBIOGRAPHY, Long Wheelbase	Diesel	4WD	4367	230	313	08.13-09.21	■
4.4 SDV8 4x4 (448DT)	01/13-, Eq.V_ AUTOBIOGRAPHY, Long Wheelbase	Diesel	4WD	4367	250	340	08.12-09.21	■
4.4 SDV8 4x4 (448DT)		Diesel	4WD	4367	253	344	08.13-09.21	■
RANGE ROVER SPORT II (L494) 04.13-					SUV (Luxury Crossover SUV-J Segment)			
2.0 Si4 4x4 (PT204)	Rim 18, Rim 19, Rim 20	Gasolina	4WD	1997	221	300	10.17-03.22	■
2.0 GTDI 4x4 (204PT)		Gasolina	4WD	1999	177	241	10.15-03.22	■
3.0 SCV6 4x4 (306PS)		Gasolina	4WD	2995	250	340	04.13-12.19	■
3.0		Gasolina	FWD	2995	254	345	01.14-	■
3.0 SCV6 4x4 (306PS)		Gasolina	4WD	2995	280	380	06.15-12.18	■
5.0 SCV8 4x4 (508PS)		Gasolina	4WD	4999	375	510	04.13-12.18	■
5.0 SCV8 4x4 (508PS)		Gasolina	4WD	4999	381	518	01.14-	■
5.0 SCV8 4x4 (508PS)		Gasolina	4WD	4999	386	525	11.17-03.22	■
5.0 SCV8 4x4 (508PS)		Gasolina	4WD	4999	405	550	01.14-12.18	■
5.0 SCV8 4x4 (508PS)		Gasolina	4WD	4999	423	575	11.17-03.22	■

LISTA DE APLICACIONES - BUYERS GUIDE

2.0 P400e PHEV 4x4 (PT204)	Rim 18, Rim 19, Rim 20	Gasol./el éc.	4WD	1997	221	300	10.17-
2.0 P400e PHEV 4x4 (PT204)	Rim 18, Rim 19, Rim 20	Gasol./el éc.	4WD	1997	297	404	10.17-03.22
3.0 P360 MHEV 4x4 (PT306)	Rim 18, Rim 19 discØ 380, Rim 20, Syst. RED CALIPERS	Gasol./el éc.	4WD	2996	265	360	06.19-03.22
3.0 P400 MHEV 4x4 (AJ20P6)	Rim 18, Rim 19 Rim 20, Syst. RED CALIPERS	Gasol./el éc.	4WD	2996	294	400	02.19-03.22
3.0 SDV6 Hybrid 4x4 (306DT)		Diesel/el éc.	4WD	2993	215	292	12.14-12.17
3.0 SDV6 Hybrid 4x4 (306DT)		Diesel/el éc.	4WD	2993	250	340	10.13-03.22
3.0 SDV6 Hybrid 4x4 (306DT)		Diesel/el éc.	4WD	2993	260	354	06.15-12.17
3.0 D250 MHEV 4x4 (AJ20D6)	Rim 18 Rim 19 Rim 20, discØ 380, Red Caliper, Syst. RED CALIPERS	Diesel/el éc.	4WD	2997	183	249	07.20-03.22
3.0 D300 MHEV 4x4 (AJ20D6)	Rim 18 Rim 19 Rim 20, discØ 380, Red Caliper, Syst. RED CALIPERS	Diesel/el éc.	4WD	2997	221	300	07.20-03.22
3.0 D350 MHEV 4x4 (AJ20D6)	Rim 18 Rim 19 Rim 20, discØ 380, Red Caliper, Syst. RED CALIPERS	Diesel/el éc.	4WD	2997	258	351	07.20-03.22
2.0 SD4 4x4 (204DTA)	Rim 18, Rim 19, Rim 20	Diesel	4WD	1999	177	241	08.16-03.22
3.0 TDV6 4x4 (306DT)		Diesel	4WD	2993	155	211	04.13-12.18
3.0 SDV6 4x4 (306DT)		Diesel	4WD	2993	183	249	04.13-03.22
3.0 TDV6 4x4 (306DT)		Diesel	4WD	2993	190	258	04.13-03.22
3.0 SDV6 4x4 (306DT)		Diesel	4WD	2993	215	292	04.13-12.16
3.0 SDV6 4x4 (306DT)		Diesel	4WD	2993	225	306	09.14-03.22
3.0 D250 4x4 (AJ20D6)	Rim 18, Rim 19, discØ 380, Rim 20, Syst. RED CALIPERS	Diesel	4WD	2997	183	249	07.20-03.22
3.0 D300 4x4 (AJ20D6)	Rim 18, Rim 19, discØ 380, Rim 20, Syst. RED CALIPERS	Diesel	4WD	2997	221	300	07.20-03.22
3.0 D350 4x4 (AJ20D6)	Rim 18, Rim 19, discØ 380, Rim 20, Syst. RED CALIPERS	Diesel	4WD	2997	258	351	07.20-03.22
4.4 SDV8 4x4 (448DT)		Diesel	4WD	4367	250	340	10.13-03.22