

LISTA DE APLICACIONES - BUYERS GUIDE

182131-067

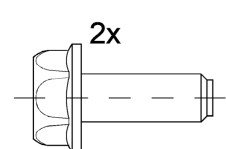
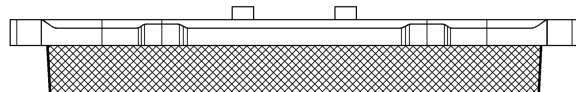

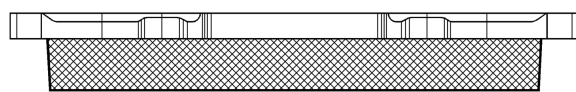
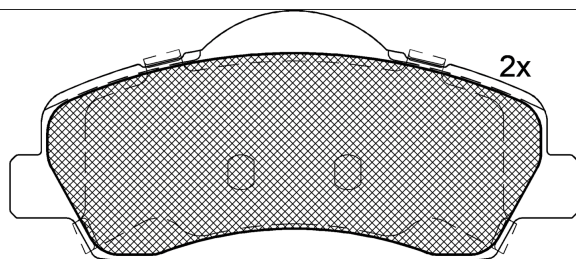


8 424073 109736

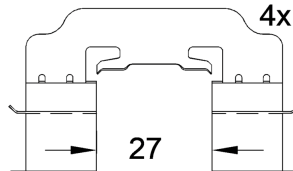
Qty: 300

Weight: 1.670

O.E.M.	MAKE
16 106 992 80	PEUGEOT
1647873480	PEUGEOT



1-Ref. 690383 E



1-Ref. 690377 E

182131-067

E 9 90R-02A0111/4258



Mando

132.9x52.7x18.6

132.9x60x18.6

WVA	FMSI
25250	D2123-9359
25251	
MAKE	
PEUGEOT	



Trac.	CC	Kw	CV	
				 Front / Rear

PEUGEOT

308 II (LB_) 03.15-

Hatchback Van (Compact car-C Segment)

Model	Disc	Fuel	Trac.	CC	Kw	CV	Period	Icon
1.5 BlueHDi 130 (LBYHZP) (YHZ (DV5RC))	discØ 266	Diesel	FWD	1499	96	131	06.17-06.21	■
1.6 e-HDi 115 (LB9HCG) (9HC (DV6C))	discØ 266	Diesel	FWD	1560	85	116	03.15-06.21	■
1.6 BlueHDi 120 (LBBHZM) (BHX (DV6FC))	discØ 266	Diesel	FWD	1560	88	120	03.15-06.21	■

308 II (LB_, LP_, LW_, LH_, L3_) 09.13-

Hatchback (Compact car-C Segment)

Model	Disc	Fuel	Trac.	CC	Kw	CV	Period	Icon
1.2 VTi 72 (HMZ (EB2F))	discØ 266	Gasolina	FWD	1199	60	82	09.13-06.21	■
1.2 THP 110 (HNP (EB2ADT))	discØ 266	Gasolina	FWD	1199	81	110	11.13-06.21	■
1.2 THP 110 (HNV (EB2DTM))	discØ 266	Gasolina	FWD	1199	81	110	11.13-06.21	■
1.2 THP 110 (HNZ (EB2DT))	discØ 266	Gasolina	FWD	1199	81	110	11.13-06.21	■
1.2 THP 130 (HNY (EB2DTS))	discØ 266	Gasolina	FWD	1199	96	131	11.13-06.21	■
1.6 VTi 115 (NFP (EC5))	discØ 266	Gasolina	FWD	1587	85	115	05.15-06.21	■
1.6 Flex	discØ 266	Gasolina	FWD	1587	90	122	12.14-	■
1.6	discØ 266	Gasolina	FWD	1587	121	165	12.14-	■
1.6 VTi	discØ 266	Gasolina	FWD	1598	85	115	03.14-	■
1.6 THP 125 (5FA (EP6CDT))	discØ 266	Gasolina	FWD	1598	92	125	09.13-06.21	■
1.6 THP 150 (5GX (EP6FDTMD))	discØ 266	Gasolina	FWD	1598	110	150	03.14-06.21	■
1.6 THP (5GX (EP6FDTMD))	discØ 266	Gasolina	FWD	1598	112	152	09.13-06.21	■
1.6 THP (5FV (EP6CDT))	discØ 266	Gasolina	FWD	1598	115	156	09.13-06.21	■
1.6 THP 163 (5FM (EP6CDTM))	discØ 266	Gasolina	FWD	1598	120	163	06.14-06.21	■
1.6 GT 205 (5GT (EP6FDTX))	discØ 266	Gasolina	FWD	1598	151	205	06.14-06.21	■
1.6 PureTech 225 (GGR (EP6FADTX))	discØ 266	Gasolina	FWD	1598	165	225	01.18-06.21	■
1.6 Flex	discØ 266	Gasol./Et anol	FWD	1598	127	173	11.15-02.19	■
1.5 BlueHDi 100 (YHY (DV5RD))	discØ 266	Diesel	FWD	1499	75	102	05.18-06.21	■

LISTA DE APLICACIONES - BUYERS GUIDE

1.5 BlueHDi 130 (YHZ (DV5RC))	discØ 266	Diesel	FWD	1499	96	131	06.17-06.21	■	
1.6 HDi (9HP (DV6DTED))	discØ 266	Diesel	FWD	1560	68	92	09.13-06.21	■	
1.6 HDi 100 (BHY (DV6FD))	discØ 266	Diesel	FWD	1560	73	99	04.14-06.21	■	
1.6 HDi / BlueHDi 115 (9HC (DV6C))	discØ 266	Diesel	FWD	1560	85	115	09.13-06.21	■	
1.6 HDi / BlueHDi 115 (BHZ (DV6FC))	discØ 266	Diesel	FWD	1560	85	115	09.13-06.21	■	
1.6 BlueHDi 120 (BHZ (DV6FC))	discØ 266	Diesel	FWD	1560	88	120	11.13-06.21	■	
2.0 BlueHDi 150 (AHX (DW10FCD))	discØ 266	Diesel	FWD	1997	110	150	11.13-06.21	■	
2.0 BlueHDi 150 (AHX (DW10FD))	discØ 266	Diesel	FWD	1997	110	150	11.13-06.21	■	
2.0 GT BlueHDi 180 (AHW (DW10FC))	discØ 266	Diesel	FWD	1997	133	181	06.14-06.21	■	
308 II SW (LC_) 04.14-							Estate Van (Compact car-C Segment)		
1.6 BlueHDi (BHY (DV6FD))	discØ 266	Diesel	FWD	1560	73	99	04.14-06.21	■	
308 II SW (LC_, LJ_, LR_, LX_, L4_) 03.14-							Estate (Compact car-C Segment)		
1.2 THP 110 (HNP (EB2ADT))	discØ 266	Gasolina	FWD	1199	81	110	03.14-06.21	■	
1.2 THP 110 (HNV (EB2DTM))	discØ 266	Gasolina	FWD	1199	81	110	03.14-06.21	■	
1.2 THP 110 (HNZ (EB2DT))	discØ 266	Gasolina	FWD	1199	81	110	03.14-06.21	■	
1.2 THP 130 (HNY (EB2DTS))	discØ 266	Gasolina	FWD	1199	96	131	03.14-06.21	■	
1.6 VTi (LWNFPA) (NFP (EC5))	discØ 266	Gasolina	FWD	1587	85	115	03.14-06.21	■	
1.6 THP 125 (5FA (EP6CDT))	discØ 266	Gasolina	FWD	1598	92	125	03.14-06.21	■	
1.6 THP 150 (L45GXA) (5GX (EP6FDTMD))	discØ 266	Gasolina	FWD	1598	110	150	03.14-06.21	■	
1.6 THP 155 (5FV (EP6CDT))	discØ 266	Gasolina	FWD	1598	115	156	03.14-06.21	■	
1.6 THP 163		Gasolina	FWD	1598	120	163	06.14-	■	
1.6 GT 205 (5GT (EP6FDTX))		Gasolina	FWD	1598	151	205	02.15-06.21	■	
1.6 PureTech 225 (L45GGR) (5GG (EP6FADTX))	discØ 266	Gasolina	FWD	1598	165	225	01.18-06.21	■	
1.5 BlueHDi 100 (YHY (DV5RD))	discØ 266	Diesel	FWD	1499	75	102	04.18-06.21	■	
1.5 BlueHDi 130 (YHZ (DV5RC))	discØ 266	Diesel	FWD	1499	96	131	06.17-06.21	■	
1.6 HDi 92 (9HP (DV6DTED))	discØ 266	Diesel	FWD	1560	68	92	03.14-06.21	■	
1.6 BlueHDi 100 (BHY (DV6FD))		Diesel	FWD	1560	73	99	04.14-06.21	■	
1.6 HDi / BlueHDi 115 (LCBHXM, LCBHXT) (9HC (DV6C))		Diesel	FWD	1560	85	115	03.14-06.21	■	
1.6 HDi / BlueHDi 115 (LCBHXM, LCBHXT) (BHZ (DV6FC))		Diesel	FWD	1560	85	115	03.14-06.21	■	
1.6 BlueHDi 120 (BHZ (DV6FC))		Diesel	FWD	1560	88	120	03.14-06.21	■	
2.0 BlueHDi 150 (AHX (DW10FCD))		Diesel	FWD	1997	110	150	03.14-06.21	■	
2.0 GT BlueHDi 180 (AHW (DW10FC))		Diesel	FWD	1997	132	179	06.17-06.21	■	
2.0 GT HDi 180 / BlueHDi 180 (AHW (DW10FC))		Diesel	FWD	1997	133	181	06.14-06.21	■	
308 SW (4E_, 4H_) 09.07-							Estate (Compact car-C Segment)		
1.6 HDi (9HD (DV6C))	discØ 266	Diesel	FWD	1560	84	114	03.13-10.14	■	