

LISTA DE APLICACIONES - BUYERS GUIDE

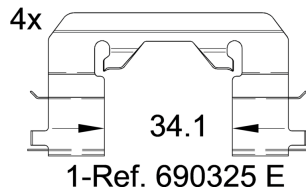
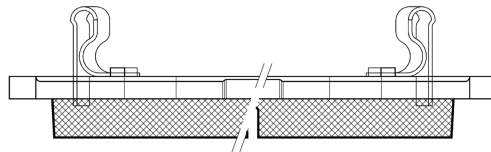
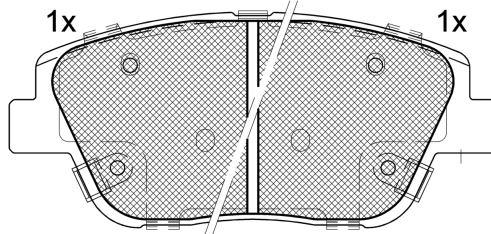
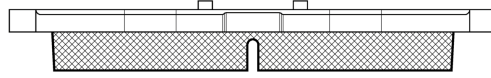
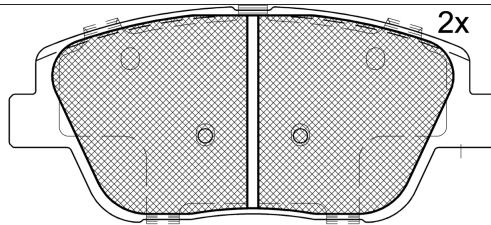
182136



Qty: 300

Weight: 1.705

O.E.M.	MAKE
58101-2TA00	KIA
58101-2TA50	KIA
58101-3QA10	HYUNDAI
58101-3QA50	KIA
58101-4UA00	KIA



182136

E 9 90R-02A0111/3767



Mando

132.7x58.65x17.2

WVA	FMSI
25116	D1444-8595
25644	
25645	
25646	

MAKE
HYUNDAI
HYUNDAI (BEIJING)
KIA



Trac.	CC	Kw	CV
-------	----	----	----



Front / Rear

HYUNDAI

GRANDEUR V / AZERA V (HG) 01.11-

Saloon (Executive car-E Segment)

Motor	Brake	Fuel	Trac.	CC	Kw	CV	Year	Icon
2.4 (G4KE)	not elec.brak.detent	Gasolina	FWD	2359	132	180	07.11-12.17	■
2.4 GDI	not elec.brak.detent	Gasolina	FWD	2359	140	190	02.11-04.16	■
2.4 16V (G4KE)	not elec.brak.detent	Gasolina	FWD	2359	148	201	01.11-10.16	■
2.7 (G6BA)	not elec.brak.detent	Gasolina	FWD	2656	141	192	06.11-	■
3.0 MPI (G6DE)	not elec.brak.detent	Gasolina	FWD	2999	184	250	07.11-12.17	■
3.0 MPI (G6DE)	not elec.brak.detent	Gasolina	FWD	2999	184	250	01.12-10.16	■
3.0 MPI (G6DG)	not elec.brak.detent	Gasolina	FWD	2999	184	250	01.12-10.16	■
3.0 GDi (G6DG)	not elec.brak.detent	Gasolina	FWD	2999	195	265	12.11-	■
3.0 (G6DG)	not elec.brak.detent	Gasolina	FWD	2999	199	271	02.11-10.16	■
3.3 GDI (G6DH)	not elec.brak.detent	Gasolina	FWD	3342	210	286	02.11-10.16	■
3.3 (G6DH)	not elec.brak.detent	Gasolina	FWD	3342	216	294	02.11-10.16	■
3.3 (G6DH)	not elec.brak.detent	Gasolina	FWD	3342	218	296	09.11-	■
3.0 LPG (G6DG)	not elec.brak.detent	Gasol./G as (LPG)	FWD	2999	173	235	01.11-12.11	■
2.4 Hybrid	not elec.brak.detent	Gasol./el éc.	FWD	2359	150	204	07.11-	■
2.2 D (D4HB)	not elec.brak.detent	Diesel	FWD	2199	147	200	01.11-12.17	■

SONATA VI / i45 VI (YF) 06.09-12.15

Saloon (Executive car-E Segment)

Motor	Fuel	Trac.	CC	Kw	CV	Year	Icon
2.0 (G4KD)	Gasolina	FWD	1998	110	150	06.09-06.14	■
2.0 i (G4KD)	Gasolina	FWD	1998	121	165	01.11-06.14	■
2.0 (G4NA)	Gasolina	FWD	1999	115	157	09.10-12.15	■
2.4 (G4KC)	Gasolina	FWD	2359	128	174	06.09-11.10	■
2.4 (G4KC)	Gasolina	FWD	2359	130	177	01.10-12.15	■
2.4	Gasolina	FWD	2359	133	181	10.12-	■

LISTA DE APLICACIONES - BUYERS GUIDE

2.4 GDI	01/10-	Gasolina	FWD	2359	148	201	01.09-	■	
2.0 Hybrid (G4NA)		Gasol./el éc.	FWD	1999	110	150	01.11-06.14	■	
2.4 Hybrid		Gasol./el éc.	FWD	2359	149	203	09.10-	■	
SONATA VII (LF) 03.14-06.23					Saloon (Executive car-E Segment)				
1.6 (G4FJ)		Gasolina	FWD	1591	132	180	01.15-	■	
1.6 (G4FJ)		Gasolina	FWD	1591	133	181	09.14-12.19	■	
2.0 MPi (G4NA)		Gasolina	FWD	1999	115	157	06.14-12.19	■	
2.0 CVVL		Gasolina	FWD	1999	124	169	09.14-12.19	■	
2.4		Gasolina	FWD	2359	126	171	03.17-12.19	■	
2.4 (G4KE)		Gasolina	FWD	2359	131	178	12.14-12.19	■	
2.4 MPi		Gasolina	FWD	2359	131	178	01.15-	■	
2.4 GDI (G4KJ)		Gasolina	FWD	2359	142	193	09.14-12.19	■	
2.0 LPG (G4NA)		Gasol./Gas (LPG)	FWD	1999	111	151	06.14-06.23	■	
2.0 LPG (G4NA)		Gasol./Gas (LPG)	FWD	1999	113	154	09.14-12.19	■	
2.0 Hybrid		Gasol./el éc.	FWD	1999	110	150	09.14-12.19	■	
2.0 Hybrid		Gasol./el éc.	FWD	1999	115	156	06.16-	■	
2.0 Hybrid		Gasol./el éc.	FWD	1999	153	208	09.14-	■	
2.0 Gdi Hybrid	-01/16	Gasol./el éc.	FWD	1999	165	224	09.14-	■	
1.7 CRDi		Diesel	FWD	1685	104	141	01.15-12.19	■	
HYUNDAI (BEIJING)									
ELANTRA VII (CN) 10.20-					Saloon (Compact car-C Segment)				
240TGDi (G4LD)		Gasolina	FWD	1353	103	140	10.20-	■	
1.5 (G4FL)		Gasolina	FWD	1497	85	116	10.20-	■	
KIA									
OPTIMA III / K5 (FSGDS6B) 01.10-					Saloon (Executive car-E Segment)				
2.0 CVVT (G4KD)		Gasolina	FWD	1998	110	150	01.11-12.15	■	
2.0 CVVL (G4KD)	Europe, discØ 300	Gasolina	FWD	1998	121	165	03.12-12.15	■	
2.0 (G4KD)	Europe, discØ 300	Gasolina	FWD	1998	125	170	03.12-12.15	■	
2.0 (G4KH)	Europe, 541BA2 Europe, not elec.brak.detent, 541BA1, discØ 300	Gasolina	FWD	1998	204	277	09.10-12.15	■	
2.0 CVVT	discØ 300	Gasolina	FWD	1999	115	156	04.10-12.15	■	
2.0 CVVT (G4NA)	not elec.brak.detent	Gasolina	FWD	1999	119	162	12.14-12.15	■	
2.0 CVVT (G4NA)	not elec.brak.detent, discØ 300	Gasolina	FWD	1999	121	165	03.13-12.15	■	
2.0 CVVL	discØ 300	Gasolina	FWD	1999	126	171	03.12-12.15	■	
2.4	discØ 300	Gasolina	FWD	2359	129	175	06.10-12.15	■	
2.4 (G4KJ)	Europe, Rim 16,17, 541BA2, Europe, discØ 300	Gasolina	FWD	2359	132	179	03.12-12.15	■	
2.4 CVVT (G4KE)	Europe, Rim 16,17, 541BA2, Europe	Gasolina	FWD	2359	132	179	01.12-12.15	■	
2.4 (G4KC)		Gasolina	FWD	2359	142	193	09.10-12.13	■	
2.4 GDI (G4KJ)		Gasolina	FWD	2359	143	194	09.13-	■	
2.4 (G4KJ)	Europe, Europe, Rim 16,17, 541BA1, SA 541BA2, 541BA2, discØ 300	Gasolina	FWD	2359	149	203	09.10-12.15	■	
2.0 LPI	discØ 300	Gasol./Gas (LPG)	FWD	1998	106	144	04.10-12.15	■	
2.0 LPI	discØ 300	Gasol./Gas (LPG)	FWD	1999	114	155	04.10-12.15	■	
2.0 CVVT Hybrid (G4NE)	Europe, discØ 300	Gasol./el éc.	FWD	1999	110	150	03.12-	■	

LISTA DE APLICACIONES - BUYERS GUIDE

2.0 CVVT Hybrid	discØ 300	Gasol./el éc.	FWD	1999	140	190	12.12-12.15	■	
2.4 Hybrid	Rim 17, Europe, discØ 300	Gasol./el éc.	FWD	2359	154	209	09.11-12.15	■	
1.7 CRDi (D4FD)	Europe, discØ 300	Diesel	FWD	1685	100	136	03.12-12.15	■	
OPTIMA IV / K5 (JF) 09.15-					Saloon (Executive car-E Segment)				
2.0 Gdi Hybrid (G4NG)		Gasol./el éc.	FWD	1999	115	156	09.16-	■	