

# LISTA DE APLICACIONES - BUYERS GUIDE

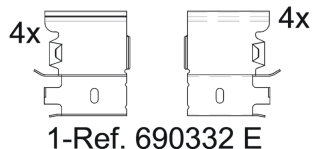
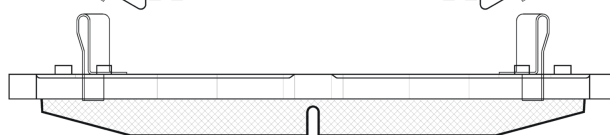
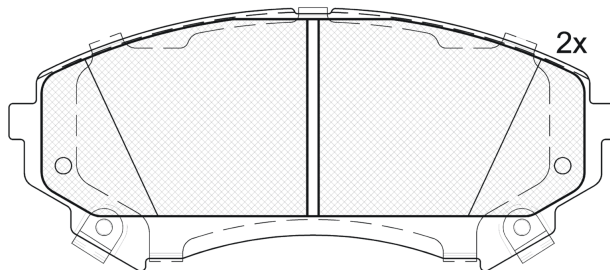
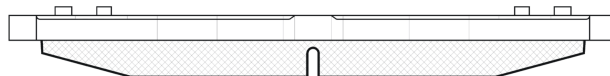
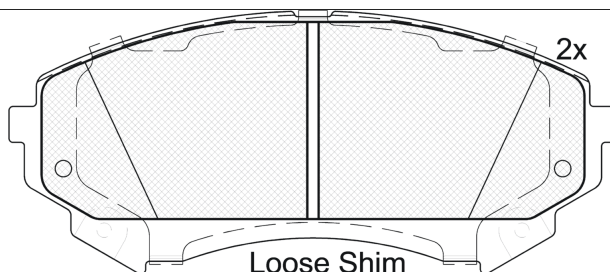
## 182140



Qty: 300

Weight: 2.440

O.E.M.	MAKE
2581 4702	CADILLAC
2595 8115	CADILLAC



## 182140

E 9 90R-02A0111/2588



Mando

161.9x69.9x16.9

WVA	FMSI
24940	D1331-8443
24941	D1331-8534
<b>MAKE</b>	
CADILLAC	



Trac.	CC	Kw	CV
-------	----	----	----



Front / Rear

### CADILLAC

CTS II 01.08-							Coupe (Executive car-E Segment)		
3.0 (LF1)	reinforced brakes	Gasolina	RWD	2997	201	273	01.10-12.13	■	
3.0 AWD (LF1)	reinforced brakes	Gasolina	4WD	2997	201	273	01.10-12.13	■	
3.6	heavy duty chassis, reinforced brakes	Gasolina	FWD	3564	218	296	09.11-12.12	■	
3.6	reinforced brakes	Gasolina	FWD	3564	218	296	09.11-12.12	■	
3.6 FLEX	heavy duty chassis	Gasolina	FWD	3564	218	296	09.12-12.13	■	
3.6 FLEX	heavy duty chassis	Gasolina	FWD	3564	218	296	09.12-12.13	■	
3.6	heavy duty chassis, reinforced brakes	Gasolina	RWD	3564	223	304	01.11-12.11	■	
3.6 (LLT)	01/10-, reinforced brakes	Gasolina	RWD	3564	229	311	01.08-	■	
3.6 AWD (LLT)	01/10-, reinforced brakes	Gasolina	4WD	3564	229	311	01.08-12.12	■	
3.6 (LLT)	reinforced brakes	Gasolina	RWD	3564	237	322	09.11-	■	
3.6 AWD (LLT)	reinforced brakes	Gasolina	4WD	3564	237	322	09.11-07.14	■	
3.0 Flexfuel (LFW)	heavy duty chassis	Gasol./Etanol	RWD	2997	201	273	01.12-07.14	■	
3.0 Flexfuel AWD (LFW)	heavy duty chassis	Gasol./Etanol	4WD	2997	201	273	01.12-12.12	■	
3.6 Flexfuel (LFX)	heavy duty chassis	Gasol./Etanol	RWD	3564	237	322	09.11-	■	
3.6 Flexfuel AWD (LFX)	heavy duty chassis	Gasol./Etanol	4WD	3564	237	322	09.12-	■	
CTS II 07.07-							Saloon (Executive car-E Segment)		
2.8 (LP1)	reinforced brakes	Gasolina	RWD	2792	155	211	01.08-12.09	■	
3.0 (LF1)	01/10-, reinforced brakes	Gasolina	RWD	2997	203	276	01.08-12.11	■	
3.0 AWD (LF1)	01/10-, reinforced brakes	Gasolina	4WD	2997	203	276	01.08-12.10	■	
3.6 (LY7)	Syst. J55	Gasolina	RWD	3564	196	266	01.08-12.10	■	

# LISTA DE APLICACIONES - BUYERS GUIDE

3.6	reinforced brakes	Gasolina	RWD	3564	199	271	01.10-	■
3.6 AWD (LLT)	reinforced brakes	Gasolina	4WD	3564	199	271	01.10-09.13	■
3.6	heavy duty chassis	Gasolina	FWD	3564	218	296	09.11-12.12	■
3.6	heavy duty chassis	Gasolina	FWD	3564	218	296	09.11-12.12	■
3.6 FLEX	heavy duty chassis	Gasolina	FWD	3564	218	296	09.12-12.13	■
3.6 FLEX	heavy duty chassis	Gasolina	FWD	3564	218	296	09.12-12.13	■
3.6 VVTi (LLT)	01/10-, reinforced brakes, Syst. J55	Gasolina	RWD	3564	224	305	03.08-12.12	■
3.6 VVTi (LLT)	01/10-, reinforced brakes, Syst. J55	Gasolina	RWD	3564	227	309	01.08-	■
3.6 VVTi AWD (LLT)	Syst. J55	Gasolina	4WD	3564	227	309	03.08-12.11	■
3.6 (LLT)	01/10-, reinforced brakes	Gasolina	RWD	3564	229	311	01.08-09.13	■
3.6 AWD (LLT)	01/10-, reinforced brakes	Gasolina	4WD	3564	229	311	01.08-09.13	■
3.6 (LLT)	reinforced brakes	Gasolina	RWD	3564	237	322	09.11-09.13	■
3.6 AWD (LLT)	reinforced brakes	Gasolina	4WD	3564	237	322	09.11-09.13	■
6.2 (LSA)	POC J55	Gasolina	RWD	6162	415	564	01.09-	■
3.0 Flexfuel (LFW)	reinforced brakes	Gasol./Etanol	RWD	2997	201	273	09.09-10.13	■
3.0 Flexfuel AWD (LFW)	reinforced brakes	Gasol./Etanol	4WD	2997	201	273	09.09-10.13	■
3.6 Flexfuel (LFX)	heavy duty chassis	Gasol./Etanol	RWD	3564	237	322	09.12-	■
3.6 Flexfuel AWD (LFX)	heavy duty chassis	Gasol./Etanol	4WD	3564	237	322	09.12-	■
<b>CTS II Sport Wagon 01.08-</b>				<b>Estate (Executive car-E Segment)</b>				
3.0	reinforced brakes	Gasolina	FWD	2997	201	273	09.09-12.11	■
3.0 AWD (LF1)	reinforced brakes	Gasolina	4WD	2997	201	273	09.09-12.11	■
3.0 (LF1)	01/10-, reinforced brakes	Gasolina	RWD	2997	203	276	01.08-	■
3.0 AWD (LF1)	01/10-, reinforced brakes	Gasolina	4WD	2997	203	276	01.08-	■
3.6	reinforced brakes	Gasolina	FWD	3564	218	296	09.11-12.12	■
3.6	reinforced brakes	Gasolina	FWD	3564	218	296	09.11-12.12	■
3.6	reinforced brakes	Gasolina	FWD	3564	227	309	09.09-12.10	■
3.6	reinforced brakes	Gasolina	FWD	3564	227	309	09.09-12.10	■
3.6 (LLT)	01/10-, reinforced brakes	Gasolina	RWD	3564	229	311	01.08-12.11	■
3.6 AWD (LLT)	01/10-, reinforced brakes	Gasolina	4WD	3564	229	311	01.08-12.11	■
3.6 (LLT)	reinforced brakes	Gasolina	RWD	3564	237	322	09.11-07.14	■
3.6 AWD (LLT)	reinforced brakes	Gasolina	4WD	3564	237	322	09.11-07.14	■
3.0 Flexfuel (LFW)	heavy duty chassis	Gasol./Etanol	RWD	2997	201	273	01.12-07.14	■
3.0 Flexfuel AWD (LFW)	heavy duty chassis	Gasol./Etanol	4WD	2997	201	273	01.12-07.14	■
3.6 FLEX (LFX)	reinforced brakes	Gasol./Etanol	RWD	3564	237	322	09.11-	■
3.6 FLEX AWD (LFX)	reinforced brakes	Gasol./Etanol	4WD	3564	237	322	09.12-	■
<b>CTS III 09.13-</b>				<b>Coupe (Executive car-E Segment)</b>				
3.6 (LFX)	heavy duty chassis	Gasolina	RWD	3564	237	322	09.13-	■
3.6 FLEX (LFX)	heavy duty chassis	Gasol./Etanol	RWD	3564	239	325	07.14-	■
3.6 FLEX AWD (LFX)	heavy duty chassis	Gasol./Etanol	4WD	3564	239	325	07.14-	■
<b>CTS III 09.13-</b>				<b>Saloon (Executive car-E Segment)</b>				
3.0 (LFW)	heavy duty chassis	Gasolina	RWD	2997	201	273	07.14-	■
3.0 AWD (LFW)	heavy duty chassis	Gasolina	4WD	2997	201	273	07.14-	■
3.6 (LFX)	-01/16, heavy duty chassis	Gasolina	RWD	3564	239	325	09.13-	■
3.6 (LF3(218CUV6))	heavy duty chassis	Gasolina	RWD	3564	313	426	07.14-	■

# LISTA DE APLICACIONES - BUYERS GUIDE

<b>CTS III Sport Wagon 09.13-</b>					<b>Estate (Executive car-E Segment)</b>			
3.0 (LFW)	heavy duty chassis	Gasolina	RWD	2997	201	273	07.14-	■
3.0 AWD (LFW)	heavy duty chassis	Gasolina	4WD	2997	201	273	01.12-12.14	■
3.6 FLEX (LFX)	heavy duty chassis	Gasol./Etanol	RWD	3564	239	325	07.14-	■
3.6 FLEX AWD (LFX)	heavy duty chassis	Gasol./Etanol	4WD	3564	239	325	07.14-	■