

LISTA DE APLICACIONES - BUYERS GUIDE

182162

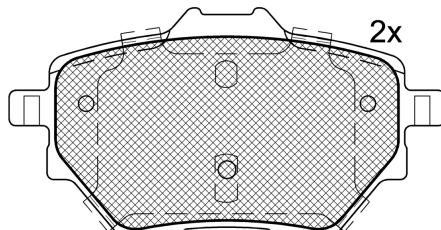
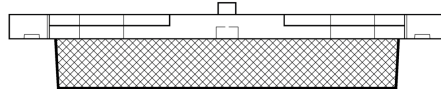
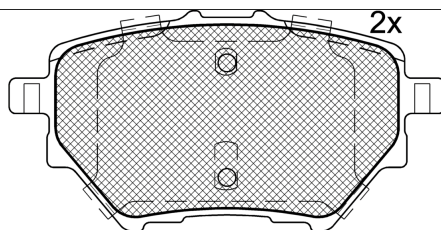


8 424073 108494

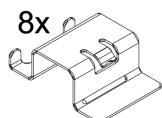
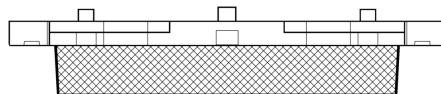
Qty: 300

Weight: 1.090

O.E.M.	MAKE
155258781	FIAT
155258984	ALFA ROMEO
16 090 006 80	PEUGEOT
16 129 114 80	CITROËN (DF-PSA)
16 175 353 80	PEUGEOT
16 197 908 80	PEUGEOT
16 364 139 80	CITROËN
16 366 018 80	DS
16 781 679 80	VAUXHALL
1693587280	DS
95 525 378	VAUXHALL
SU001-A8499	TOYOTA
SU001-B3838	TOYOTA
SU001C2223	TOYOTA



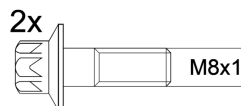
Loose Shim



1-Ref. 690326 E



1-Ref. 640237 E



1-Ref. 690327 E

182162



90R-02A0111/3840



Chassis Brake Int. (Bosch)

99x50.1x17.3

99x53.5x17.3

WVA	FMSI
25839	D1891-9119
25840	
MAKE	
ALFA ROMEO	
BAIC-ORV	
BYD	
CITROËN	
CITROËN (DF-PSA)	
DS	
DS (CAPSA)	
FENGXING	
FIAT	
FORD (JMC)	
GAC	
GEELY	
HAIMA (FAW)	
HAVAL	



Trac.	CC	Kw	CV



Front / Rear

ALFA ROMEO

JUNIOR (626_, 627_) 04.24-				SUV (Compact Crossover SUV-C Segment)				
Electric		Eléctrico	FWD		115	156	04.24-	■
Electric 240		Eléctrico	FWD		177	241	04.24-	■
Electric 280		Eléctrico	FWD		207	280	10.24-	■

BAIC-ORV

BJ20 09.16-				SUV ()				
1.5 T (4A91T)		Gasolina	FWD	1499	110	150	09.16-	■

BYD

e3 10.19-				Saloon ()				
EV (BYD-1814TZ-XS-A)		Eléctrico	FWD		70	95	10.19-	■
EV (BYD-1814TZ-XS-B)		Eléctrico	FWD		100	136	10.19-	■
e5 03.16-				Saloon ()				
EV (BYD-2217TZ-XS-B)		Eléctrico	FWD		160	218	03.16-12.19	■
EV450		Eléctrico	FWD		160	218	03.18-	■
QIN 12.13-				Saloon ()				
1.5 DM Hybrid (BYD476ZQA)	elec.brake detention	Gasol./el éc.	FWD	1497	113	154	12.13-12.20	■
EV (BYD-2217TZ-XS-B)		Eléctrico	FWD		160	218	03.16-12.20	■
EV450 (BYD-2217TZ-XS-B)		Eléctrico	FWD		160	218	04.18-	■
QIN II 11.19-				Saloon ()				
1.5 (BYD473QF)	elec.brake detention	Gasolina	FWD	1497	80	109	11.19-	■
EV (BYD-1814TZ-XS-B)		Eléctrico	FWD		100	136	11.19-	■

LISTA DE APLICACIONES - BUYERS GUIDE

						Saloon ()				
QIN II Pro 09.18-										
1.5 (BYD473QF)		Gasolina	FWD	1497	80	109	09.18-		■	
TID (BYD476ZQA)		Gasolina	FWD	1497	113	154	09.18-12.20		■	
DM Hybrid		Gasol./el éc.	FWD	1497	223	303	09.18-12.20		■	
DM Hybrid (BYD473ZQB)		Gasol./el éc.	FWD	1497	228	310	03.19-		■	
EV (BYD-1814TZ-XS-B)		Eléctrico	FWD		100	136	05.19-		■	
EV500 (BYD-2015TZ-XS-D)		Eléctrico	FWD		120	163	09.18-		■	
EV (BYD-2015TZ-XS-E)		Eléctrico	FWD		135	184	05.19-		■	
SONG 10.15-						SUV (Compact SUV-J Segment)				
1.5 Ti	elec.brake detention	Gasolina	FWD	1497	113	154	10.15-12.19		■	
SONG MAX 09.17-						MPV (Compact MPV-M1 Segment)				
1.5 TID (BYD476ZQA)	elec.brake detention	Gasolina	FWD	1497	113	154	09.17-12.20		■	
1.5 (BYD476ZQB)		Gasolina	FWD	1497	118	160	03.19-		■	
SONG PRO 07.19-						SUV (Compact SUV-J Segment)				
1.5 (BYD476ZQB)		Gasolina	FWD	1497	118	160	07.19-		■	
YUAN 04.16-						SUV ()				
EV		Eléctrico	FWD		70	95	05.18-12.21		■	
EV535 (BYD-2015TZ-XS-D)		Eléctrico	FWD		120	163	03.19-		■	
EV360 (BYD-2217TZ-XS-B)		Eléctrico	FWD		160	218	05.18-		■	
CITROËN										
BERLINGO II (B9) 04.08-						Box Body/MPV (LCVs-N1 Segment)				
PureTech 110 (HNZ (EB2DT))	discØ 268, elec.brake detention	Gasolina	FWD	1199	81	110	01.18-12.18		■	
BERLINGO III (K9) 06.18-						Box Body/MPV (LCVs-N1 Segment)				
PureTech 110 (HNP (EB2ADT))	discØ 268, elec.brake detention	Gasolina	FWD	1199	81	110	06.18-		■	
PureTech 130 (HNS (EB2ADTS))	discØ 268, elec.brake detention	Gasolina	FWD	1199	96	131	10.19-		■	
1.6 16V Flex	elec.brake detention	Gasol./Et anol	FWD	1587	90	122	10.18-		■	
ë-BERLINGO	discØ 268	Eléctrico	FWD		100	136	07.21-		■	
ë-BERLINGO		Eléctrico	FWD		100	136	11.23-		■	
1.5 BlueHDi 75 (YHW (DV5RE))	discØ 268, elec.brake detention	Diesel	FWD	1499	55	75	10.19-		■	
1.5 BlueHDi 100 (YHY (DV5RD))	Eq.V_ J85, discØ 268, elec.brake detention	Diesel	FWD	1499	75	102	06.18-		■	
1.5 BlueHDi 130 (YHZ (DV5RC))	Eq.V_ J85, discØ 268, elec.brake detention	Diesel	FWD	1499	96	131	06.18-		■	
1.5 BlueHDi 130 4x4 (YHZ (DV5RC))	elec.brake detention	Diesel	4WD	1499	96	131	06.18-		■	
1.6 BlueHDi 75 (BHW (DV6FE))	Eq.V_ J85, discØ 268, elec.brake detention	Diesel	FWD	1560	55	75	06.18-04.20		■	
1.6 BlueHDi 100 (BHY (DV6FD))	Eq.V_ J85, discØ 268, elec.brake detention	Diesel	FWD	1560	73	99	06.18-04.21		■	
BERLINGO III (ER_, EC_) 06.18-						MPV (Large MPV-M1 Segment)				
1.2 PureTech 110 (HNP (EB2ADT))	discØ 268, elec.brake detention	Gasolina	FWD	1199	81	110	06.18-		■	
1.2 PureTech 130 (HNS (EB2ADTS))	discØ 268, elec.brake detention	Gasolina	FWD	1199	96	131	07.19-		■	
ë-BERLINGO	discØ 268, elec.brake detention	Eléctrico	FWD		100	136	07.21-		■	
ë-BERLINGO		Eléctrico	FWD		100	136	11.23-		■	
1.5 BlueHDi 75 (YHW (DV5RE))	Eq.V_ J85, discØ 268, elec.brake detention	Diesel	FWD	1499	56	76	06.18-		■	
1.5 BlueHDi 100 (YHY (DV5RD))	Eq.V_ J85, discØ 268, elec.brake detention	Diesel	FWD	1499	75	102	06.18-		■	

LISTA DE APLICACIONES - BUYERS GUIDE

1.5 BlueHDi 130 (ECYHJZ, ECYHZR) (YHZ (DV5RC))	Eq.V J85, discØ 268, elec.brake detention	Diesel	FWD	1499	96	131	06.18-	■	
1.6 HDi 92		Diesel	FWD	1560	68	92	09.18-	■	
1.6 BlueHDi 100	elec.brake detention	Diesel	FWD	1560	73	99	01.19-	■	
C4 II (NC_) 02.09-					Hatchback (Compact car-C Segment)				
1.2 THP 130 (NCHNYM, NCHNYT) (HNY (EB2DTS))		Gasolina	FWD	1199	96	130	04.14-12.17	■	
C4 II (NC_) 01.13-					Saloon (Compact car-C Segment)				
1.6 THP (5FE (EP6CDTMD))		Gasolina	FWD	1598	110	150	01.13-	■	
1.6 THP 165	discØ 268	Gasolina	FWD	1598	121	165	08.13-10.20	■	
1.6 HDi (9HD (DV6C))	discØ 268	Diesel	FWD	1560	84	115	08.13-	■	
1.6 HDi (9HR (DV6C))	discØ 268	Diesel	FWD	1560	84	115	08.13-	■	
C4 II Grand Picasso (DA_, DE_) 06.13-					MPV (Large MPV-M1 Segment)				
1.2 THP 130 (HNY (EB2DTS))	discØ 268	Gasolina	FWD	1199	96	130	04.14-	■	
1.6 VTI 120 (5FS (EP6C))	discØ 268	Gasolina	FWD	1598	88	120	09.13-	■	
1.6 THP 150 (5FX (EP6DT))	discØ 268	Gasolina	FWD	1598	110	150	09.14-	■	
1.6 THP 155 (5FV (EP6CDT))	discØ 268	Gasolina	FWD	1598	115	156	09.13-	■	
1.6 THP 165 (5GZ (EP6FDT))	discØ 268	Gasolina	FWD	1598	121	165	07.14-	■	
2.0 BlueHDi 135 Hybrid		Diesel/el éc.	FWD	1997	100	136	09.13-	■	
1.6 HDi 90 (9HP (DV6DTED))	discØ 268	Diesel	FWD	1560	68	92	09.13-	■	
1.6 BlueHDi 100 (BHY (DV6FD))	discØ 268	Diesel	FWD	1560	73	99	01.15-04.16	■	
1.6 HDi / BlueHDi 115 (9HC (DV6C))	discØ 268	Diesel	FWD	1560	85	115	09.13-03.18	■	
1.6 HDi / BlueHDi 115 (BHX (DV6FC))	discØ 268	Diesel	FWD	1560	85	115	09.13-03.18	■	
1.6 BlueHDi 120 (BHZ (DV6FC))	discØ 268	Diesel	FWD	1560	88	120	07.14-12.18	■	
2.0 BlueHDi 135 (AHV (DW10FD))	discØ 268	Diesel	FWD	1997	100	136	09.13-	■	
2.0 BlueHDi 135 (RHD (DW10CB))	discØ 268	Diesel	FWD	1997	100	136	09.13-	■	
2.0 BlueHDi 150 (AHR (DW10FD))	discØ 268	Diesel	FWD	1997	110	150	06.13-	■	
2.0 BlueHDi 150 (AHX (DW10FD))	discØ 268	Diesel	FWD	1997	110	150	06.13-	■	
C4 II PICASSO (DD_) 01.13-					Box Body/MPV (Compact MPV-M1 Segment)				
VTi 120 (DD5FS0)	discØ 268	Gasolina	FWD	1598	88	120	02.13-	■	
THP 155 (DD5FV8)	discØ 268	Gasolina	FWD	1598	115	156	02.13-	■	
HDi / e-HDi (DD9HP0, DD9HPT)	discØ 268	Diesel	FWD	1560	68	92	02.13-	■	
e-HDi (DD9HC8, DD9HCT)	discØ 268	Diesel	FWD	1560	85	116	02.13-	■	
BlueHDi 150 (DDAHXT)	discØ 268	Diesel	FWD	1997	110	150	09.13-	■	
C4 II PICASSO 01.13-					MPV (Compact MPV-M1 Segment)				
1.2 THP 110 (HNZ (EB2DT))	discØ 268	Gasolina	FWD	1199	81	110	04.16-	■	
1.2 THP 130 (HNY (EB2DTS))	discØ 268	Gasolina	FWD	1199	96	130	04.14-	■	
1.6 VTI 120 (5FS (EP6C))	discØ 268	Gasolina	FWD	1598	88	120	02.13-	■	
1.6 THP 150 (5FX (EP6DT))	discØ 268	Gasolina	FWD	1598	110	150	09.14-	■	
1.6 THP 155 (5FV (EP6CDT))	discØ 268	Gasolina	FWD	1598	115	156	02.13-	■	
1.6 THP 165 (5GZ (EP6FDT))	discØ 268	Gasolina	FWD	1598	121	165	07.14-	■	
2.0 i 16V	discØ 268	Gasolina	FWD	1997	105	143	06.13-12.14	■	
2.0 BlueHDi 135 Hybrid		Diesel/el éc.	FWD	1997	100	136	09.13-	■	
1.6 HDi 90 (9HP (DV6DTED))	discØ 268	Diesel	FWD	1560	68	92	02.13-	■	
1.6 BlueHDi 100 (BHY (DV6FD))	discØ 268	Diesel	FWD	1560	73	99	12.14-12.18	■	
1.6 HDi / BlueHDi 115 (9HC (DV6C))	discØ 268	Diesel	FWD	1560	85	115	02.13-03.18	■	
1.6 HDi / BlueHDi 115 (BHX (DV6FC))	discØ 268	Diesel	FWD	1560	85	115	02.13-03.18	■	
1.6 BlueHDi 120 (BHZ (DV6FC))	discØ 268	Diesel	FWD	1560	88	120	07.14-12.18	■	
2.0 BlueHDi 135 (AHV (DW10FD))	discØ 268	Diesel	FWD	1997	100	136	09.13-	■	

LISTA DE APLICACIONES - BUYERS GUIDE

2.0 BlueHDi 135 (RHD (DW10CB))	discØ 268	Diesel	FWD	1997	100	136	09.13-	■	
2.0 BlueHDi 150 (AHE (DW10FD))	discØ 268	Diesel	FWD	1997	110	150	09.13-	■	
2.0 BlueHDi 150 (AHR (DW10FD))	discØ 268	Diesel	FWD	1997	110	150	09.13-	■	
2.0 BlueHDi 150 (AHX (DW10FD))	discØ 268	Diesel	FWD	1997	110	150	09.13-	■	
C4 III (BA_, BB_, BC_) 10.20-							Hatchback (Compact car-C Segment)		
1.2 PureTech 130 (BAHNSA, BAHNSB)	discØ 268	Gasolina	FWD	1199	96	131	10.20-	■	
1.2 PureTech 155 (BAHNNB, BAHNJD)	discØ 268	Gasolina	FWD	1199	114	155	01.21-	■	
ë-C4 (BCZKXC, BZCKSC)	discØ 268	Eléctrico	FWD		100	136	10.20-	■	
ë-C4 (BCZKWC)		Eléctrico	FWD		115	156	06.23-	■	
BLUEHDI 110 (BBYHSA)	discØ 268	Diesel	FWD	1499	81	110	12.20-	■	
1.5 BlueHDi 130 (BBYHQB)	discØ 268	Diesel	FWD	1499	96	131	10.20-	■	
C4 SPACETOURER (3D_) 04.18-							MPV (Compact MPV-M1 Segment)		
1.2 PureTech 110 (HNX (EB2DTS))	discØ 268	Gasolina	FWD	1199	81	110	04.18-	■	
1.2 PureTech 130 (HNY (EB2DTS))	discØ 268	Gasolina	FWD	1199	96	131	04.18-	■	
1.6 THP 165 (5GZ (EP6FDT))	discØ 268	Gasolina	FWD	1598	121	165	04.18-	■	
1.5 BlueHDi 130 (YHZ (DV5RC))	discØ 268	Diesel	FWD	1499	96	131	05.18-	■	
1.6 BlueHDi 100 (BHY (DV6FD))	discØ 268	Diesel	FWD	1560	73	99	04.18-04.19	■	
1.6 BlueHDi 120 (BHZ (DV6FC))	discØ 268	Diesel	FWD	1560	88	120	04.18-04.19	■	
2.0 BlueHDi 150 (AHX (DW10FD))	discØ 268	Diesel	FWD	1997	110	150	04.18-	■	
2.0 BlueHDi 160 (EHY (DW10FCC))	discØ 268	Diesel	FWD	1997	120	163	04.18-	■	
C4 SPACETOURER Van (3D_) 04.18-							Box Body/MPV (Compact car-C Segment)		
PureTech 130 (HNY (EB2DTS))	discØ 268	Gasolina	FWD	1199	96	131	05.19-	■	
BlueHDi 130 (YHZ (DV5RC))	discØ 268	Diesel	FWD	1499	96	131	05.19-	■	
BlueHDi 120 (BHZ (DV6FC))	discØ 268	Diesel	FWD	1560	88	120	05.19-	■	
C4 X (BD_, BE_, BF_) 09.22-							Hatchback (Compact car-C Segment)		
ë-C4 X (BFZKXC)		Eléctrico	FWD		100	136	09.22-	■	
ë-C4 X		Eléctrico	FWD		115	156	07.23-	■	
GRAND C4 SPACETOURER Van (3A_, 3E_) 04.18-							Box Body/MPV (Compact car-C Segment)		
PureTech 130 (HNY (EB2DTS))	discØ 268	Gasolina	FWD	1199	96	131	05.19-	■	
BlueHDi 130 (YHZ (DV5RC))	discØ 268	Diesel	FWD	1499	96	131	05.19-	■	
BlueHDi 160 (EHY (DW10FCC))	discØ 268	Diesel	FWD	1997	120	163	05.19-	■	
GRAND C4 SPACETOURER (3A_, 3E_) 04.18-							MPV (Large MPV-M1 Segment)		
1.2 PureTech 130 (HNS (EB2ADTS))	discØ 268	Gasolina	FWD	1199	96	131	04.18-	■	
1.2 PureTech 130 (HNY (EB2DTS))	discØ 268	Gasolina	FWD	1199	96	131	04.18-	■	
1.6 THP 165 (5GX (EP6FDTMD))	discØ 268	Gasolina	FWD	1598	110	150	04.18-	■	
1.6 THP 165 (5GZ (EP6FDT))	discØ 268	Gasolina	FWD	1598	121	165	04.18-	■	
1.6 PureTech 180 (5GF (EP6FADTXD))	discØ 268	Gasolina	FWD	1598	133	181	04.18-	■	
1.5 BlueHDi 130 (YHZ (DV5RC))	discØ 268	Diesel	FWD	1499	96	131	05.18-	■	
1.6 BlueHDi 100 (BHY (DV6FD))	discØ 268	Diesel	FWD	1560	73	99	04.18-04.19	■	
1.6 HDi 115 (9HC (DV6C))	discØ 268	Diesel	FWD	1560	85	116	04.18-	■	
1.6 BlueHDi 120 (BHZ (DV6FC))	discØ 268	Diesel	FWD	1560	88	120	04.18-08.18	■	
2.0 BlueHDi 150 (AHR (DW10FD))	discØ 268	Diesel	FWD	1997	110	150	04.18-	■	
2.0 BlueHDi 150 (AHX (DW10FD))	discØ 268	Diesel	FWD	1997	110	150	04.18-	■	
2.0 BlueHDi 160 (EHY (DW10FCC))	discØ 268	Diesel	FWD	1997	120	163	04.18-	■	
CITROËN (DF-PSA)									
C4 L 12.12-							Hatchback (Compact car-C Segment)		
1.2 THP	elec.brake detention	Gasolina	FWD	1199	100	136	08.15-	■	
1.6	elec.brake detention	Gasolina	FWD	1587	86	117	12.12-	■	

LISTA DE APLICACIONES - BUYERS GUIDE

1.6 THP	elec.brake detention	Gasolina	FWD	1598	120	163	12.12-	■	
1.6 THP	elec.brake detention	Gasolina	FWD	1598	123	167	08.15-	■	
1.8	elec.brake detention	Gasolina	FWD	1813	102	139	12.12-	■	
C5 AIRCROSS 09.17-					SUV (Large family car-D Segment)				
350 THP (5G02 10UF01 (EP6FDTM))		Gasolina	FWD	1598	123	167	09.17-	■	
360 THP (5H04 (EP6FDTXD))		Gasolina	FWD	1598	125	170	04.19-	■	
380 THP (6G01 10UF51 (EP8FDT))		Gasolina	FWD	1751	150	204	09.17-	■	
400THP (6G03(EP8FADTX))		Gasolina	FWD	1751	155	211	05.19-	■	
DS									
DS 3 CROSSBACK (UR_, UC_, UJ_) 10.18-					Hatchback (City car-A Segment)				
1.2 PureTech 100 (URHNKK, URHNEK) (HNK (EB2ADTD))	discØ 268	Gasolina	FWD	1199	74	101	10.18-	■	
1.2 PureTech 130 (URHNSS) (HNS (EB2ADTS))	discØ 268	Gasolina	FWD	1199	96	131	10.18-	■	
1.2 PureTech 155 (URHNNS) (HNN (EB2ADTX))	discØ 268	Gasolina	FWD	1199	115	156	10.18-12.22	■	
E-TENSE (UZZKXZ) (ZKX)	discØ 268	Eléctrico	FWD		100	136	05.19-12.22	■	
E-TENSE (UZZKXZ)		Eléctrico	FWD		115	156	01.23-	■	
1.5 BlueHDi 100 (UCYHYJ) (YHY (DV5RD))	discØ 268	Diesel	FWD	1499	75	102	10.18-12.22	■	
1.5 BlueHDi 130 (UCYHZR) (YHZ (DV5RC))	discØ 268	Diesel	FWD	1499	96	130	10.18-	■	
DS 4 II (FR_, FB_, F3_, FP_, F4_) 10.21-					Hatchback (Compact car-C Segment)				
PureTech 130	discØ 268, elec.brake detention	Gasolina	FWD	1199	96	131	10.21-12.24	■	
PureTech 180 (F35GFT)	discØ 268, elec.brake detention	Gasolina	FWD	1598	132	180	10.21-10.22	■	
Hybrid 136 (FPHPYC)		Gasol./el éc.	FWD	1199	100	136	06.24-04.25	■	
E-TENSE 225 (F3DGZT)	discØ 268, elec.brake detention	Gasol./el éc.	FWD	1598	133	181	10.21-	■	
E-TENSE 225 (F3DGZT, F4DGYT)	discØ 268, elec.brake detention	Gasol./el éc.	FWD	1598	165	224	10.21-08.25	■	
BlueHDi 130 (FBYHZT)	discØ 268, elec.brake detention	Diesel	FWD	1499	96	130	10.21-08.25	■	
DS 9 (X2_) 09.20-					Saloon (Executive car-E Segment)				
1.6 PureTech 225 (X25GGR)	discØ 290	Gasolina	FWD	1598	165	224	09.20-08.22	■	
1.6 E-TENSE 225 (X2DGZR)	discØ 290	Gasol./el éc.	FWD	1598	133	181	09.20-	■	
E-TENSE 360 4x4 (X25GBR)	discØ 290	Gasol./el éc.	4WD	1598	147	200	06.21-	■	
1.6 E-TENSE 225 (X2DGZR)	discØ 290	Gasol./el éc.	FWD	1598	165	225	09.20-06.22	■	
E-TENSE 360 4x4 (X25GBR)	discØ 290	Gasol./el éc.	4WD	1598	265	360	06.21-08.24	■	
DS (CAPSA)									
DS 4S 01.16-					Hatchback ()				
THP180	elec.brake detention	Gasolina	FWD	1598	123	167	04.16-	■	
DS 5 LS 01.14-					Saloon ()				
1.6 THP160 (5F06 10FJBZ (EP6CDTM))	elec.brake detention	Gasolina	FWD	1598	120	163	03.14-	■	
1.6 THP160 (5G02 10UF01 (EP6FDTM))	elec.brake detention	Gasolina	FWD	1598	123	167	04.16-	■	
1.6 THP200 (5F03 (EP6CDTX))	elec.brake detention	Gasolina	FWD	1598	147	200	03.14-	■	
DS 6 09.14-					SUV ()				
1.6 THP160 (5G02 10UF01 (EP6FDTM))	elec.brake detention	Gasolina	FWD	1598	123	167	09.14-	■	
1.6 THP200	elec.brake detention	Gasolina	FWD	1598	147	200	09.14-	■	
DS 7 04.18-					SUV ()				
35 THP		Gasolina	FWD	1598	133	180	04.18-	■	

LISTA DE APLICACIONES - BUYERS GUIDE

45 THP		Gasolina	FWD	1598	158	215	07.19-	■	
45 THP		Gasolina	FWD	1598	162	220	04.18-	■	
DS 9 03.21-					Saloon (Executive car-E Segment)				
1.6 45THP (5G06 (EP6FADTX))	discØ 290	Gasolina	FWD	1598	158	215	03.21-	■	
1.6 E-TENSE (5G06 (EP6FADTX),TZ270-XS001)	discØ 290	Gasol./el éc.	FWD	1598	147	200	03.21-	■	
FENGXING									
JOYEAR S50 08.14-					Saloon ()				
1.6	elec.brake detention	Gasolina	FWD	1590	90	122	08.14-	■	
2.0		Gasolina	FWD	1997	108	147	01.16-	■	
EV (TZ204XSLM1)		Eléctrico	FWD	0	90	122	11.17-	■	
EV (BYD-2015TZ-XS-D, TZ228XPS01)		Eléctrico	FWD	0	120	163	10.19-	■	
JOYEAR X5 08.13-					SUV ()				
1.5 T (4A91T)		Gasolina	FWD	1499	110	150	08.17-	■	
2.0 (DFMB20)		Gasolina	FWD	1997	108	147	12.16-	■	
FIAT									
600e / 600 (365_, 364_) 07.23-					SUV (City car-A Segment)				
Electric		Eléctrico	FWD		115	156	07.23-	■	
DOBLO III (510_, 511_) 06.22-					Box Body/MPV (LCVs-N1 Segment)				
PureTech 110		Gasolina	FWD	1199	81	110	06.22-	■	
E-Doblo		Eléctrico	FWD		100	136	06.22-10.23	■	
E-Doblo		Eléctrico	FWD		100	136	11.23-	■	
BlueHDi 100		Diesel	FWD	1499	75	102	06.22-	■	
BlueHDi 130		Diesel	FWD	1499	96	131	06.22-	■	
DOBLO III (510_, 511_, 360_, 361_) 06.22-					MPV (LCVs-N1 Segment)				
PureTech 110		Gasolina	FWD	1199	81	110	06.22-	■	
E-Doblo		Eléctrico	FWD		100	136	06.22-10.23	■	
E-Doblo		Eléctrico	FWD		100	136	11.23-	■	
BlueHDi 100		Diesel	FWD	1499	75	102	06.22-	■	
BlueHDi 130		Diesel	FWD	1499	96	131	06.22-	■	
FORD (JMC)									
TERRITORY 01.19-					SUV (Compact SUV-J Segment)				
1.5 (JX4G15C6L)	elec.brake detention	Gasolina	FWD	1490	103	140	08.20-	■	
MHEV (JX4G15C5L,JX4G15C6L)	elec.brake detention	Gasol./el éc.	FWD	1490	103	140	01.19-	■	
EV (TZ242XS005)	elec.brake detention	Eléctrico	FWD		120	163	08.19-	■	
TERRITORY S 07.19-					SUV (Compact SUV-J Segment)				
1.5 ECOBOOST 145 (JX4G15C6L)	elec.brake detention	Gasolina	FWD	1490	103	140	05.20-	■	
1.5 ECOBOOST 145 Mild Hybrid (JX4G15C6L)	elec.brake detention	Gasol./el éc.	FWD	1490	103	140	05.20-	■	
GAC									
TRUMPCHI GS4 SUV 04.15-					SUV ()				
235T (4A15-M1)	elec.brake detention	Gasolina	FWD	1495	112	152	03.16-09.19	■	
235T AWD (4A15-M1)	elec.brake detention	Gasolina	4WD	1495	112	152	11.16-09.19	■	
270T	elec.brake detention	Gasolina	FWD	1495	124	169	07.19-	■	
GEELY									
BINRUI 08.18-					Saloon ()				
200T (JLF-3G10TD,JLF-3G10TDC)		Gasolina	FWD	998	98	133	04.20-	■	
200T (JLF-3G10TD,JLF-3G10TDB)		Gasolina	FWD	998	100	136	08.18-	■	

LISTA DE APLICACIONES - BUYERS GUIDE

14T (JLB4G14-T)		Gasolina	FWD	1398	98	133	08.18-	■
1.4 (JLB-4G14TB)		Gasolina	FWD	1398	104	141	04.20-	■
EMGRAND II GL / DI HAO GL 09.16-								Saloon ()
1.3 (JLB-4G13TB)		Gasolina	FWD	1299	95	129	09.16-	■
1.4 (JLB4G14-T)		Gasolina	FWD	1398	98	133	01.18-	■
1.4 (JLB-4G14TB)		Gasolina	FWD	1398	104	141	06.19-	■
1.5 (JLH-3G15TD)		Gasolina	FWD	1477	130	177	06.19-	■
1.8 (JLC-4G18)		Gasolina	FWD	1799	98	133	09.16-	■
MHEV (JLH-3G15TD)		Gasol./el éc.	FWD	1477	130	177	07.19-	■
PHEV (JLH-3G15TD)		Gasol./el éc.	FWD	1477	130	177	06.19-	■
EMGRAND II GS 05.16-								SUV ()
1.3 T (JLB-4G13TB)		Gasolina	FWD	1299	95	129	05.16-	■
1.4 Turbo (JLB-4G14-T)		Gasolina	FWD	1398	98	133	04.18-	■
1.4 (JLB-4G14TB)		Gasolina	FWD	1398	104	141	06.19-	■
260 T (JLH-3G15TD)		Gasolina	FWD	1477	130	177	06.19-	■
1.8 (JLC-4G18)		Gasolina	FWD	1799	98	133	05.16-06.21	■
500 ELECTIC (TZ220XS503,TZ220XSFD42A)		Eléctrico	FWD	0	120	163	06.18-	■
600 electic (TZ220XS519)		Eléctrico	FWD	0	130	177	08.19-	■
HAIMA (FAW)								
S5 04.14-								SUV ()
1.5 T		Gasolina	FWD	1497	120	163	10.14-	■
1.6 (GN16-VF1,HMA GN16-VF1)		Gasolina	FWD	1591	90	122	04.14-	■
S5 II 07.18-								SUV ()
230T (HMA GN15-TF)		Gasolina	FWD	1497	120	163	07.18-	■
160		Gasolina	FWD	1591	90	122	07.18-	■
V70 / FAMILY F7 04.16-								MPV ()
1.5 T		Gasolina	FWD	1497	115	156	04.16-	■
1.5 T (HM474Q-T)		Gasolina	FWD	1497	121	165	09.17-	■
2.0		Gasolina	FWD	1995	112	152	04.16-	■
HAVAL								
H2 04.14-								SUV ()
1.5 (GW4G15B)		Gasolina	FWD	1497	110	150	07.14-	■
1.5 AWD (GW4G15B)		Gasolina	4WD	1497	110	150	07.14-	■
H2S 01.16-								SUV ()
1.5 T (GW4G15B)		Gasolina	FWD	1497	110	150	01.16-	■
JEEP								
AVENGER (J2) 12.22-						SUV (Subcompact SUV-B Segment)		
Electric		Eléctrico	FWD		115	156	12.22-	■
JMC								
S330 09.16-								SUV ()
1.5 GTDi (JX4G15A5L)	elec.brake detention	Gasolina	FWD	1490	120	163	09.16-	■
1.5 GTDI 4WD (JX4G15B5L)	elec.brake detention	Gasolina	4WD	1490	120	163	12.16-	■
OPEL								
ASTRA L (OV5) 10.21-						Hatchback (Compact car-C Segment)		
1.2 (FPHNPJ)	discØ 268	Gasolina	FWD	1199	81	110	10.21-	■
1.2 (FPHNSL, FPHNSR)	discØ 268	Gasolina	FWD	1199	96	131	10.21-	■

LISTA DE APLICACIONES - BUYERS GUIDE

1.2 MHEV (FPHPY)		Gasol./el éc.	FWD	1199	100	136	10.23-	■	
1.6 Plug-In-Hybrid (F3DGZT)	discØ 268	Gasol./el éc.	FWD	1598	110	150	10.21-	■	
1.6 Plug-In-Hybrid (F3DGZT)	discØ 268	Gasol./el éc.	FWD	1598	133	181	10.21-	■	
1.6 Plug-In-Hybrid (F3DGZT)		Gasol./el éc.	FWD	1598	165	224	01.23-	■	
Astra-e (F3ZKWZ)		Eléctrico	FWD		115	156	03.23-	■	
1.5 Turbo D (FBUYHJT, FBUYHJ)	discØ 268	Diesel	FWD	1499	96	131	10.21-	■	
ASTRA L Sports Tourer (OV5) 10.21-					Estate (Compact car-C Segment)				
1.2 (FRHNPJ)	discØ 268	Gasolina	FWD	1199	81	110	10.21-	■	
1.2 (FRHNSL, FRHNSR)	discØ 268	Gasolina	FWD	1199	96	131	10.21-	■	
1.2 MHEV (FPHPY)		Gasol./el éc.	FWD	1199	100	136	10.23-	■	
1.6 Plug-In Hybrid	discØ 268	Gasol./el éc.	FWD	1598	110	150	10.21-	■	
1.6 Plug-In Hybrid (F4DGZT, F4DGYT)	discØ 268	Gasol./el éc.	FWD	1598	133	181	10.21-	■	
1.6 Plug-In Hybrid (F4DGZT, F4DGYT)		Gasol./el éc.	FWD	1598	165	224	03.23-	■	
Astra-e (F4ZKWZ)		Eléctrico	FWD		115	156	03.23-	■	
1.5 CDTi (FCYHJT, FCYHJ)	discØ 268	Diesel	FWD	1499	96	131	10.21-	■	
COMBO E (K9) 06.18-					Box Body/MPV (Large MPV-M1 Segment)				
1.2 (D 12 XHL (EB2ADT))	discØ 268, elec.brake detention	Gasolina	FWD	1199	81	110	02.19-	■	
1.2 (F 12 XHL)	discØ 268, elec.brake detention	Gasolina	FWD	1199	81	110	02.19-	■	
1.2 (F 12 XHT (EB2ADTS))	discØ 268, elec.brake detention	Gasolina	FWD	1199	96	131	09.19-	■	
Combo-e	discØ 268	Eléctrico	FWD		100	136	07.21-	■	
Combo-e		Eléctrico	FWD		100	136	11.23-	■	
1.5 D (D 15 DTL (DV5RE))	Eq.V_ J85, discØ 268, elec.brake detention	Diesel	FWD	1499	56	76	08.18-	■	
1.5 D (D 15 DT (DV5RD))	Eq.V_ J85, discØ 268, elec.brake detention	Diesel	FWD	1499	75	102	08.18-	■	
1.5 D (D 15 DTH (DV5RC))	Eq.V_ J85, discØ 268, elec.brake detention	Diesel	FWD	1499	96	131	08.18-	■	
1.5 D A las 4 ruedas (D 15 DTH (DV5RC))	elec.brake detention	Diesel	4WD	1499	96	131	08.18-	■	
1.6 D (B 16 DTL (DV6FE))	discØ 268, elec.brake detention	Diesel	FWD	1560	55	75	06.18-04.21	■	
1.6 D (B 16 DT (DV6FD))	discØ 268, elec.brake detention	Diesel	FWD	1560	73	99	06.18-04.20	■	
COMBO E Tour / Life (K9) 06.18-					MPV (Large MPV-M1 Segment)				
1.2 (D 12 XHL (EB2ADT))	Eq.V_ J85, discØ 268, elec.brake detention	Gasolina	FWD	1199	81	110	06.18-	■	
1.2 (F 12 XHL)	Eq.V_ J85, discØ 268, elec.brake detention	Gasolina	FWD	1199	81	110	06.18-	■	
1.2 (F 12 XHT (EB2ADTS))	discØ 268, elec.brake detention	Gasolina	FWD	1199	96	131	07.19-	■	
Combo-e	discØ 268	Eléctrico	FWD		100	136	06.21-10.23	■	
Combo-e		Eléctrico	FWD		100	136	11.23-	■	
1.5 (D 15 DTL (DV5RE))	Eq.V_ J85, discØ 268, elec.brake detention	Diesel	FWD	1499	56	76	06.18-	■	
1.5 (D 15 DT (DV5RD))	Eq.V_ J85, discØ 268, elec.brake detention	Diesel	FWD	1499	75	102	06.18-	■	
1.5 (D 15 DTH (DV5RC))	Eq.V_ J85, discØ 268, elec.brake detention	Diesel	FWD	1499	96	131	06.18-	■	
1.6	elec.brake detention	Diesel	FWD	1560	68	92	09.19-	■	
CORSA F (P2JO) 07.19-					Hatchback (Supermini car-B Segment)				
Corsa-e (68) (ZKX (ZK01))	discØ 268	Eléctrico	FWD		100	136	07.19-	■	
CORSA-e		Eléctrico	FWD		115	156	03.23-	■	

LISTA DE APLICACIONES - BUYERS GUIDE

GRANDLAND / GRANDLAND X (A18, P1UO) 06.17-					SUV (Compact Crossover CUV-C Segment)			
1.2 (75)	discØ 268	Gasolina	FWD	1199	60	82	10.17-	■
1.2		Gasolina	FWD	1199	81	110	06.17-07.21	■
1.2 (75) (B 12 XHT (EB2DTS))	discØ 268	Gasolina	FWD	1199	96	131	06.17-	■
1.2 (75) (D 12 XHT (EB2ADTS))	discØ 268	Gasolina	FWD	1199	96	131	06.17-	■
1.6 Turbo (75) (A 16 XHL (EP6FDTMD))	discØ 268	Gasolina	FWD	1598	110	150	12.19-07.21	■
1.6 (75)	discØ 268	Gasolina	FWD	1598	115	156	10.17-	■
1.6 Turbo (A 16 NHT (EP6FDTM))	discØ 268	Gasolina	FWD	1598	121	165	10.17-	■
1.6 Turbo (75) (D 16 XHT (EP6FADTXD))	discØ 268	Gasolina	FWD	1598	133	181	09.18-07.21	■
1.2 LPG (75)	discØ 268	Gasol./Gas (LPG)	FWD	1199	55	75	10.17-	■
1.2 Turbo Hybrid (75)		Gasol./el éc.	FWD	1199	100	136	01.24-	■
1.6 Turbo Hybrid (F 16 XHR (EP6FADTXD))	discØ 268	Gasol./el éc.	FWD	1598	133	181	12.19-	■
1.6 Turbo Hybrid4 (F 16 XHR (EP6FADTXD))	discØ 268	Gasol./el éc.	4WD	1598	147	200	06.19-	■
1.6 Turbo Hybrid (F 16 XHR (EP6FADTXD))	discØ 268	Gasol./el éc.	FWD	1598	165	224	12.19-	■
1.6 Turbo Hybrid4 (F 16 XHR (EP6FADTXD))	discØ 268	Gasol./el éc.	4WD	1598	221	300	06.19-	■
1.5 Turbo D (75) (D 15 DT (DV5RD))	discØ 268	Diesel	FWD	1499	75	102	06.18-07.21	■
1.5 Turbo D (75) (D 15 DTH (DV5RC))	discØ 268	Diesel	FWD	1499	96	131	04.18-	■
1.6 Turbo D(75)	discØ 268	Diesel	FWD	1560	73	99	10.17-	■
1.6 Turbo D(75) (B 16 DTH (DV6FC))	discØ 268	Diesel	FWD	1560	88	120	06.17-07.21	■
1.6 Turbo D(75)	discØ 268	Diesel	FWD	1598	120	163	04.18-	■
2.0 D (75) (D 20 DTH (DW10FC))	discØ 268	Diesel	FWD	1997	130	177	11.17-07.21	■
2.0 D (75)	discØ 268	Diesel	FWD	1997	132	179	11.17-	■
GRANDLAND X Van 06.17-					SUV Van (Compact Crossover CUV-C Segment)			
1.2 (75) (D 12 XHT (EB2ADTS))	discØ 268	Gasolina	FWD	1199	96	131	04.18-07.21	■
1.5 (75) (D 15 DTH (DV5RC))	discØ 268	Diesel	FWD	1499	96	131	04.18-07.21	■
2.0 CDTi (75) (D 20 DTH (DW10FC))	discØ 268	Diesel	FWD	1997	130	177	11.17-07.21	■
MOKKA II 06.20-					SUV (Mini SUV-J Segment)			
MOKKA-e (76)	discØ 268	Eléctrico	FWD		100	136	06.20-	■
MOKKA-e		Eléctrico	FWD		115	156	10.23-	■
PEUGEOT								
(FP_, F3_, FM_) 07.22-					Hatchback ()			
PureTech 130 (FPHNST)		Gasolina	FWD	1199	96	131	07.22-	■
PureTech 215 (F3EGPP)		Gasolina	FWD	1598	158	215	02.23-	■
Hybrid 136 (FPHPYC)		Gasol./el éc.	FWD	1199	100	136	07.23-	■
Hybrid 180 (F3DGXT)		Gasol./el éc.	FWD	1598	133	181	07.22-	■
Hybrid 225 (F3DGYT)		Gasol./el éc.	FWD	1598	165	224	07.22-	■
208 II (UD_, US_, UY_, UJ_, UR_, UC_) 08.19-					SUV (Compact SUV-J Segment)			
e-208 (UKZKXZ) (ZKX (ZK01))	discØ 268	Eléctrico	FWD		100	136	09.19-	■
e-208 (UKZKWZ)		Eléctrico	FWD		115	156	04.23-	■
1.5 BlueHDI 110 (UDYHSK)	discØ 268	Diesel	FWD	1499	81	110	01.21-	■
208 II (UB_, UP_, UW_, UJ_) 06.19-					Hatchback (Supermini car-B Segment)			
e-208 (ZKX (ZK01))		Eléctrico	FWD		100	136	06.19-	■
e-208		Eléctrico	FWD		115	156	01.23-	■

LISTA DE APLICACIONES - BUYERS GUIDE

3008 II (MR_, MC_, MJ_) 05.16-						SUV Van (Compact Crossover CUV-C Segment)			
PureTech 130 (MRHNYH)	discØ 268	Gasolina	FWD	1199	96	131	05.16-	■	
BlueHDi 130 (MCYHQB)	discØ 268	Diesel	FWD	1499	96	131	02.18-	■	
BlueHDi 180 (MJEHZR)	discØ 268	Diesel	FWD	1997	130	177	01.18-	■	
3008 II SUV (MC_, MR_, MJ_, M4_) 05.16-						SUV (Compact Crossover CUV-C Segment)			
1.2 THP/ PureTech 130 (MRHNSM, MRHNSU, MRHNSJ, MRHNYW,... (HNS (EB2ADTS))	discØ 268, discØ 290	Gasolina	FWD	1199	96	131	05.16-	■	
1.2 THP/ PureTech 130 (MRHNSM, MRHNSU, MRHNSJ, MRHNYW,... (HNY (EB2DTS))	discØ 268, discØ 290	Gasolina	FWD	1199	96	131	05.16-	■	
1.6 THP 150 (5GX (EP6FDTMD))	discØ 268	Gasolina	FWD	1598	110	150	11.17-	■	
1.6 THP 163		Gasolina	FWD	1598	120	163	05.16-	■	
1.6 THP 165 (M45GYW, M45GZW, M45GYV) (5GY (EP6FDTM))	discØ 268, discØ 290	Gasolina	FWD	1598	121	165	05.16-	■	
1.6 THP 165 (M45GYW, M45GZW, M45GYV) (5GZ (EP6FDT))	discØ 268, discØ 290	Gasolina	FWD	1598	121	165	05.16-	■	
1.6 PureTech 180 (M45GFR, M45GFU) (5GF (EP6FADTXD))	discØ 268	Gasolina	FWD	1598	133	181	07.18-	■	
1.2 Hybrid 136 (MRHPYE)		Gasol./el éc.	FWD	1199	100	136	05.23-11.23	■	
Hybrid 180 (M4DGLU)		Gasol./el éc.	FWD	1598	132	179	11.22-	■	
hybrid (5GQ (EP6FADTXHPD))	discØ 268	Gasol./el éc.	FWD	1598	133	181	10.19-	■	
Hybrid4 (M45GBU) (5GB (EP6FADTXHPA))	discØ 268	Gasol./el éc.	4WD	1598	147	200	10.19-	■	
hybrid (5GQ (EP6FADTXHPD))	discØ 268	Gasol./el éc.	FWD	1598	165	224	10.19-	■	
Hybrid4 (M45GBU) (5GB (EP6FADTXHPA))	discØ 268	Gasol./el éc.	4WD	1598	220	299	10.19-	■	
1.5 BlueHDi 130 (YHZ (DV5RC))	discØ 268	Diesel	FWD	1499	96	131	02.18-	■	
1.6 BlueHDi 100 (BHY (DV6FD))	discØ 268	Diesel	FWD	1560	73	100	11.16-12.19	■	
1.6 BlueHDi 115 (MCBHXW, MCBHYB) (BHX (DV6FC))	discØ 268	Diesel	FWD	1560	85	116	11.16-12.19	■	
1.6 BlueHDi 120 (BHZ (DV6FC))	discØ 268, discØ 290	Diesel	FWD	1560	88	120	05.16-12.19	■	
2.0 BlueHDi 136 (AHV (DW10FD))	discØ 268	Diesel	FWD	1997	100	136	11.16-	■	
2.0 BlueHDi 150 (MJAHXH, MJAHXV, MJAHXG, MJAHS, MJHRH,... (AHX (DW10FD))	discØ 268, discØ 290	Diesel	FWD	1997	110	150	05.16-09.20	■	
2.0 BlueHDi 180 (EHZ (DW10FC))	discØ 268	Diesel	FWD	1997	130	177	01.18-	■	
2.0 BlueHDi 180 (AHW (DW10FC))	discØ 268, discØ 290	Diesel	FWD	1997	133	181	05.16-	■	
308 II (LB_) 03.15-						Hatchback Van (Compact car-C Segment)			
1.5 BlueHDi 130 (LB5HZP) (YHZ (DV5RC))	discØ 268, elec.brake detention	Diesel	FWD	1499	96	131	06.17-06.21	■	
1.6 e-HDi 115 (LB9HCG) (9HC (DV6C))	discØ 268, elec.brake detention	Diesel	FWD	1560	85	116	03.15-06.21	■	
1.6 BlueHDi 120 (LBBHBM) (BHX (DV6FC))	discØ 268, elec.brake detention	Diesel	FWD	1560	88	120	03.15-06.21	■	
308 II (LB_, LP_, LW_, LH_, L3_) 09.13-						Hatchback (Compact car-C Segment)			
1.2 VTi 72 (HMZ (EB2F))	discØ 268, elec.brake detention	Gasolina	FWD	1199	60	82	09.13-06.21	■	
1.2 THP 110 (HNP (EB2ADT))	discØ 268, elec.brake detention	Gasolina	FWD	1199	81	110	11.13-06.21	■	
1.2 THP 110 (HNV (EB2DTM))	discØ 268, elec.brake detention	Gasolina	FWD	1199	81	110	11.13-06.21	■	
1.2 THP 110 (HNZ (EB2DT))	discØ 268, elec.brake detention	Gasolina	FWD	1199	81	110	11.13-06.21	■	
1.2 THP 130 (HNY (EB2DTS))	discØ 268, elec.brake detention	Gasolina	FWD	1199	96	131	11.13-06.21	■	
1.6 VTi 115 (NFP (EC5))	discØ 268, elec.brake detention	Gasolina	FWD	1587	85	115	05.15-06.21	■	
1.6 Flex	discØ 268, elec.brake detention	Gasolina	FWD	1587	90	122	12.14-	■	

LISTA DE APLICACIONES - BUYERS GUIDE

1.6	discØ 268, elec.brake detention	Gasolina	FWD	1587	121	165	12.14-	■	
1.6 VTi	discØ 268, elec.brake detention	Gasolina	FWD	1598	85	115	03.14-	■	
1.6 THP 125 (5FA (EP6CDT))	discØ 268, elec.brake detention	Gasolina	FWD	1598	92	125	09.13-06.21	■	
1.6 THP 150 (5GX (EP6FDTMD))	discØ 268, elec.brake detention	Gasolina	FWD	1598	110	150	03.14-06.21	■	
1.6 THP (5GX (EP6FDTMD))	discØ 268, elec.brake detention	Gasolina	FWD	1598	112	152	09.13-06.21	■	
1.6 THP (5FV (EP6CDT))	discØ 268, elec.brake detention	Gasolina	FWD	1598	115	156	09.13-06.21	■	
1.6 THP 163 (5FM (EP6CDTM))	discØ 268, elec.brake detention	Gasolina	FWD	1598	120	163	06.14-06.21	■	
1.6 GT 205 (5GT (EP6FDTX))	discØ 268, elec.brake detention	Gasolina	FWD	1598	151	205	06.14-06.21	■	
1.6 PureTech 225 (GGR (EP6FADTX))	discØ 268, elec.brake detention	Gasolina	FWD	1598	165	225	01.18-06.21	■	
1.6 GTi (5GP (EP6FDTR))	discØ 268, elec.brake detention	Gasolina	FWD	1598	184	250	08.15-06.21	■	
1.6 GTi PureTech 263 (L3EGXP) (EGX (EP6FADTR))	discØ 268, elec.brake detention	Gasolina	FWD	1598	193	263	07.18-06.21	■	
1.6 GTi (L35GNH) (5GN (EP6FDTR))	discØ 268, elec.brake detention	Gasolina	FWD	1598	200	272	06.15-06.21	■	
1.6 Flex	discØ 268, elec.brake detention	Gasol./Etanol	FWD	1598	127	173	11.15-02.19	■	
1.5 BlueHDi 100 (YHY (DV5RD))	discØ 268, elec.brake detention	Diesel	FWD	1499	75	102	05.18-06.21	■	
1.5 BlueHDi 130 (YHZ (DV5RC))	discØ 268, elec.brake detention	Diesel	FWD	1499	96	131	06.17-06.21	■	
1.6 HDi (9HP (DV6DTED))	discØ 268, elec.brake detention	Diesel	FWD	1560	68	92	09.13-06.21	■	
1.6 HDi 100 (BHY (DV6FD))	discØ 268, elec.brake detention	Diesel	FWD	1560	73	99	04.14-06.21	■	
1.6 HDi / BlueHDi 115 (9HC (DV6C))	discØ 268, elec.brake detention	Diesel	FWD	1560	85	115	09.13-06.21	■	
1.6 HDi / BlueHDi 115 (BHZ (DV6FC))	discØ 268, elec.brake detention	Diesel	FWD	1560	85	115	09.13-06.21	■	
1.6 BlueHDi 120 (BHZ (DV6FC))	discØ 268, elec.brake detention	Diesel	FWD	1560	88	120	11.13-06.21	■	
2.0 BlueHDi 150 (AHX (DW10FCD))	discØ 268, elec.brake detention	Diesel	FWD	1997	110	150	11.13-06.21	■	
2.0 BlueHDi 150 (AHX (DW10FD))	discØ 268, elec.brake detention	Diesel	FWD	1997	110	150	11.13-06.21	■	
2.0 GT BlueHDi 180 (EHZ (DW10FC))	discØ 268, elec.brake detention	Diesel	FWD	1997	130	177	06.17-06.21	■	
2.0 GT BlueHDi 180 (AHW (DW10FC))	discØ 268, elec.brake detention	Diesel	FWD	1997	132	179	06.17-06.21	■	
2.0 GT BlueHDi 180 (AHW (DW10FC))	discØ 268, elec.brake detention	Diesel	FWD	1997	133	181	06.14-06.21	■	
308 II SW (LC_) 04.14-							Estate Van (Compact car-C Segment)		
1.5 BlueHDi 130 (LCYHZP) (YHZ (DV5RC))	discØ 268, elec.brake detention	Diesel	FWD	1499	96	131	06.17-06.21	■	
1.6 BlueHDi (BHY (DV6FD))	discØ 268, elec.brake detention	Diesel	FWD	1560	73	99	04.14-06.21	■	
308 II SW (LC_, LJ_, LR_, LX_, L4_) 03.14-							Estate (Compact car-C Segment)		
1.2 THP 110 (HNP (EB2ADT))	discØ 268, elec.brake detention	Gasolina	FWD	1199	81	110	03.14-06.21	■	
1.2 THP 110 (HNV (EB2DTM))	discØ 268, elec.brake detention	Gasolina	FWD	1199	81	110	03.14-06.21	■	
1.2 THP 110 (HNZ (EB2DT))	discØ 268, elec.brake detention	Gasolina	FWD	1199	81	110	03.14-06.21	■	
1.2 THP 130 (HNY (EB2DTS))	discØ 268, elec.brake detention	Gasolina	FWD	1199	96	131	03.14-06.21	■	
1.6 VTi (LWNFPA) (NFP (EC5))	discØ 268, elec.brake detention	Gasolina	FWD	1587	85	115	03.14-06.21	■	
1.6 THP 125 (5FA (EP6CDT))	discØ 268, elec.brake detention	Gasolina	FWD	1598	92	125	03.14-06.21	■	

LISTA DE APLICACIONES - BUYERS GUIDE

1.6 THP 150 (L45GXA) (5GX (EP6FDTMD))	discØ 268, elec.brake detention	Gasolina	FWD	1598	110	150	03.14-06.21	■
1.6 THP 155 (5FV (EP6CDT))	discØ 268, elec.brake detention	Gasolina	FWD	1598	115	156	03.14-06.21	■
1.6 THP 163	discØ 268	Gasolina	FWD	1598	120	163	06.14-	■
1.6 GT 205 (5GT (EP6FDTX))	discØ 268	Gasolina	FWD	1598	151	205	02.15-06.21	■
1.6 PureTech 225 (L45GGR) (5GG (EP6FADTX))	discØ 268, elec.brake detention	Gasolina	FWD	1598	165	225	01.18-06.21	■
1.5 BlueHDi 100 (YHY (DV5RD))	discØ 268, elec.brake detention	Diesel	FWD	1499	75	102	04.18-06.21	■
1.5 BlueHDi 130 (YHZ (DV5RC))	discØ 268, elec.brake detention	Diesel	FWD	1499	96	131	06.17-06.21	■
1.6 HDi 92 (9HP (DV6DTE))	discØ 268, elec.brake detention	Diesel	FWD	1560	68	92	03.14-06.21	■
1.6 BlueHDi 100 (BHY (DV6FD))	discØ 268, elec.brake detention	Diesel	FWD	1560	73	99	04.14-06.21	■
1.6 HDi / BlueHDi 115 (LCBHXM, LCBHXT) (9HC (DV6C))	discØ 268, elec.brake detention	Diesel	FWD	1560	85	115	03.14-06.21	■
1.6 HDi / BlueHDi 115 (LCBHXM, LCBHXT) (BHZ (DV6FC))	discØ 268, elec.brake detention	Diesel	FWD	1560	85	115	03.14-06.21	■
1.6 BlueHDi 120 (BHZ (DV6FC))	discØ 268, elec.brake detention	Diesel	FWD	1560	88	120	03.14-06.21	■
2.0 BlueHDi 150 (AHX (DW10FCD))	discØ 268, elec.brake detention	Diesel	FWD	1997	110	150	03.14-06.21	■
2.0 GT BlueHDi 180 (EHZ (DW10FC))	discØ 268, elec.brake detention	Diesel	FWD	1997	130	177	06.17-06.21	■
2.0 GT BlueHDi 180 (AHW (DW10FC))	discØ 268	Diesel	FWD	1997	132	179	06.17-06.21	■
2.0 GT HDi 180 / BlueHDi 180 (AHW (DW10FC))	discØ 268	Diesel	FWD	1997	133	181	06.14-06.21	■
308 III (FB_, FH_, FP_, F3_, FM_) 07.21-				Hatchback (Compact car-C Segment)				
PureTech 110 (FPHNPL)	discØ 268	Gasolina	FWD	1199	81	110	07.21-	■
PureTech 130 (FPHNSL, FPHNST)	discØ 268	Gasolina	FWD	1199	96	131	07.21-	■
Hybrid 136 (FPHPYC)		Gasol./el éc.	FWD	1199	100	136	08.23-03.25	■
Hybrid 180 (F3DGXT)	discØ 268	Gasol./el éc.	FWD	1598	110	150	07.21-	■
Hybrid 225 (F3DGYT)	discØ 268	Gasol./el éc.	FWD	1598	132	179	07.21-	■
Hybrid 180 (F3DGXT, F3DGMH)		Gasol./el éc.	FWD	1598	133	181	07.21-	■
Hybrid 225 (F3DGYT, F3DGNH)		Gasol./el éc.	FWD	1598	165	224	07.21-	■
BlueHDi 130 (FBYHZL, FBYHZT)	discØ 268	Diesel	FWD	1499	96	131	07.21-	■
308 III SW (FC_, FJ_, FR_, F4_, FN_) 07.21-				Estate (Compact car-C Segment)				
PureTech 110 (FRHNPL)	discØ 268	Gasolina	FWD	1199	81	110	07.21-	■
PureTech 130 (FRHNSL, FRHNST)	discØ 268	Gasolina	FWD	1199	96	131	07.21-	■
PureTech 136 (FRHPYC)		Gasol./el éc.	FWD	1199	100	136	08.23-03.25	■
Hybrid 180 (F4DGXT)	discØ 268	Gasol./el éc.	FWD	1598	110	150	07.21-	■
Hybrid 225 (F4DGYT)	discØ 268	Gasol./el éc.	FWD	1598	132	179	07.21-	■
Hybrid 180 (F4DGXT)		Gasol./el éc.	FWD	1598	133	181	07.21-	■
Hybrid 225 (F4DGYT)		Gasol./el éc.	FWD	1598	165	224	07.21-	■
BlueHDi 130 (FCYHZL, FCYHZT)	discØ 268	Diesel	FWD	1499	96	131	07.21-	■
308 SW (4E_, 4H_) 09.07-				Estate (Compact car-C Segment)				
1.6 HDi (9HD (DV6C))	discØ 268, elec.brake detention	Diesel	FWD	1560	84	114	03.13-10.14	■
508 II (FB_, FH_, F3_) 09.18-				Hatchback (Large family car-D Segment)				
PureTech 130 (FBHNSR) (HNS (EB2ADTS))	discØ 268	Gasolina	FWD	1199	96	131	06.20-	■
1.6 THP 150 (F35GXV) (5GX (EP6FDTMD))	discØ 268	Gasolina	FWD	1598	110	150	09.18-	■

LISTA DE APLICACIONES - BUYERS GUIDE

1.6 THP 165 (F35GYV) (5GY (EP6FDTM))	discØ 268	Gasolina	FWD	1598	121	165	09.18-	■
1.6 PureTech 180 (F35GFR) (5GF (EP6FADTXD))	discØ 268	Gasolina	FWD	1598	133	181	10.18-	■
1.6 PureTech 225 (F35GGR) (5GG (EP6FADTX))	discØ 268	Gasolina	FWD	1598	165	224	10.18-	■
Hybrid 225 (F35GQU) (5GQ (EP6FADTXHPD))	discØ 268	Gasol./el éc.	FWD	1598	133	181	08.19-	■
PSE Hybrid4 360 (F35GBT)		Gasol./el éc.	4WD	1598	147	200	01.21-	■
Hybrid 225 (F35GQU) (5GQ (EP6FADTXHPD))	discØ 268	Gasol./el éc.	FWD	1598	165	224	08.19-	■
1.5 BlueHDI 130 (F35GGR) (YHZ (DV5RC))	discØ 268	Diesel	FWD	1499	96	131	10.18-	■
2.0 BlueHDI 160 (F35GGR) (EHY (DW10FCC))	discØ 268	Diesel	FWD	1997	120	163	10.18-	■
2.0 BlueHDI 180 (F35GGR) (EHZ (DW10FC))	discØ 268	Diesel	FWD	1997	130	177	10.18-	■
508 II SW (FC_, FJ_, F4_) 09.18-				Estate (Large family car-D Segment)				
PureTech 130 (HNS (EB2ADTS))	discØ 268	Gasolina	FWD	1199	96	131	06.20-	■
1.6 THP 165 (F45GYV) (5GY (EP6FDTM))	discØ 268	Gasolina	FWD	1598	121	165	09.18-	■
1.6 PureTech 180 (GFR (EP6FADTXD))	discØ 268	Gasolina	FWD	1598	133	181	09.18-	■
1.6 PureTech 225 (F45GGR) (GCR (EP6FADTX))	discØ 268	Gasolina	FWD	1598	165	224	09.18-	■
Hybrid 224 (F45GQU) (5GQ (EP6FADTXHPD))	discØ 268	Gasol./el éc.	FWD	1598	133	181	08.19-	■
PSE Hybrid4 360 (F45GBT)		Gasol./el éc.	4WD	1598	147	200	01.21-	■
Hybrid 224 (F45GQU) (5GQ (EP6FADTXHPD))	discØ 268	Gasol./el éc.	FWD	1598	165	224	08.19-	■
1.5 BlueHDi 130 (YHZ (DV5RC))	discØ 268	Diesel	FWD	1499	96	131	09.18-	■
2.0 BlueHDi 160 (EHY (DW10FCC))	discØ 268	Diesel	FWD	1997	120	163	09.18-	■
2.0 BlueHDi 180 (EHZ (DW10FC))	discØ 268	Diesel	FWD	1997	130	177	09.18-	■
PARTNER III (K9) 09.18-				Box Body/MPV (LCVs-N1 Segment)				
1.2 PureTech 110 (HNP (EB2ADT))	discØ 268, elec.brake detention	Gasolina	FWD	1199	81	110	01.19-	■
1.2 PureTech 130 (HNS (EB2ADTS))	discØ 268, elec.brake detention	Gasolina	FWD	1199	96	131	07.19-	■
1.6 16V Flex	elec.brake detention	Gasol./Et anol	FWD	1587	90	122	10.18-	■
e-Partner	discØ 268, elec.brake detention	Eléctrico	FWD		100	136	07.21-	■
e-Partner		Eléctrico	FWD		100	136	11.23-	■
1.5 BlueHDi 75 (YHW (DV5RE))	discØ 268, elec.brake detention	Diesel	FWD	1499	55	75	07.19-	■
1.5 BlueHDi 100 (YHY (DV5RD))	discØ 268, elec.brake detention	Diesel	FWD	1499	75	102	07.19-	■
1.5 BlueHDi 130 (YHZ (DV5RC))	Eq.V_J85, discØ 268, elec.brake detention	Diesel	FWD	1499	96	131	09.18-	■
1.5 BlueHDi 130 4x4 (YHZ (DV5RC))	elec.brake detention	Diesel	4WD	1499	96	131	09.18-	■
1.6 BlueHDi 75 (BHW (DV6FE))	Eq.V_J85, discØ 268, elec.brake detention	Diesel	FWD	1560	55	75	09.18-	■
1.6 HDI 92	elec.brake detention	Diesel	FWD	1560	68	92	09.18-	■
1.6 BlueHDi 100 (BHY (DV6FD))	Eq.V_J85, discØ 268, elec.brake detention	Diesel	FWD	1560	73	99	09.18-	■
RIFTER (K9) 09.18-				MPV (Large MPV-M1 Segment)				
1.2 PureTech 110 (HNP (EB2ADT))	discØ 268, elec.brake detention	Gasolina	FWD	1199	81	110	09.18-	■
1.2 PureTech 130 (HNS (EB2ADTS))	elec.brake detention, discØ 268	Gasolina	FWD	1199	96	131	07.19-	■
e-Rifter	discØ 268, elec.brake detention	Eléctrico	FWD		100	136	07.21-10.23	■
e-Rifter		Eléctrico	FWD		100	136	11.23-	■
1.5 BlueHDi 75 (ECYHW) (YHW (DV5RE))	discØ 268, elec.brake detention	Diesel	FWD	1499	55	75	09.18-	■

LISTA DE APLICACIONES - BUYERS GUIDE

1.5 BlueHDi 100 (YHY (DV5RD))	discØ 268, elec.brake detention	Diesel	FWD	1499	75	102	08.18-	■
1.5 BlueHDi 130 (YHZ (DV5RC))	discØ 268, elec.brake detention	Diesel	FWD	1499	96	131	09.18-	■
1.6 HDi 75 / BlueHDi 75 (9HN (DV6ETED))	elec.brake detention, discØ 268	Diesel	FWD	1560	55	75	09.18-	■
1.6 HDi 75 / BlueHDi 75 (BHW (DV6FE))	elec.brake detention, discØ 268	Diesel	FWD	1560	55	75	09.18-	■
1.6 HDi 90	elec.brake detention	Diesel	FWD	1560	66	90	09.18-	■
1.6 HDi 92 (9HP (DV6DTED))	elec.brake detention, discØ 268	Diesel	FWD	1560	68	92	09.18-	■
1.6 BlueHDi 100 (BHY (DV6FD))	elec.brake detention, discØ 268	Diesel	FWD	1560	73	99	09.18-	■
PEUGEOT (DF-PSA)								
3008 01.13-					MPV (Compact MPV-M1 Segment)			
1.6 THP	elec.brake detention	Gasolina	FWD	1598	120	163	01.13-	■
1.6 THP (5G02 10UF01 (EP6FDTM))	elec.brake detention	Gasolina	FWD	1598	123	167	10.14-	■
2.0	elec.brake detention	Gasolina	FWD	1997	108	147	01.13-	■
308 09.16-					Saloon (Compact car-C Segment)			
350 THP		Gasolina	FWD	1598	123	167	09.16-	■
308S 04.15-					Hatchback (Compact car-C Segment)			
1.6 THP		Gasolina	FWD	1598	123	167	04.15-	■
4008 11.16-					SUV (Mini SUV-J Segment)			
1.6 (5G02 10UF01 (EP6FDTM))		Gasolina	FWD	1598	123	167	11.16-	■
360 THP (5G04 (EP6FDTXD), 5G06 (EP6FADTXD))		Gasolina	FWD	1598	125	170	07.19-	■
1.8 (6G01 10UF51 (EP8FDT))		Gasolina	FWD	1751	150	204	11.16-	■
400THP (6G03(EP8FADTX))		Gasolina	FWD	1751	155	211	07.19-	■
408 II 08.14-					Saloon (Compact car-C Segment)			
1.2 THP	discØ 268	Gasolina	FWD	1199	100	136	03.15-	■
1.6	discØ 268	Gasolina	FWD	1587	86	117	01.13-	■
1.6	discØ 268	Gasolina	FWD	1598	123	167	08.14-	■
1.8	discØ 268, elec.brake detention	Gasolina	FWD	1813	102	139	08.14-	■
508 L 03.19-					Saloon (Large family car-D Segment)			
L 350 THP		Gasolina	FWD	1598	123	167	03.19-	■
L 360 THP		Gasolina	FWD	1598	125	170	03.19-	■
L 400 THP		Gasolina	FWD	1751	155	211	03.19-	■
TOYOTA								
PROACE II CITY (BPZ_) 10.19-					Box Body/MPV (LCVs-N1 Segment)			
1.2 VVT-i 110 (BPZN) (EB2ADT)	discØ 208, elec.brake detention, discØ 268	Gasolina	FWD	1199	81	110	10.19-	■
1.2 VVT-i 130 (BPZN) (EB2ADTS)	discØ 208, elec.brake detention, discØ 268	Gasolina	FWD	1199	96	131	10.19-	■
Electric (BPZS)	discØ 268, elec.brake detention	Eléctrico	FWD		100	136	07.21-02.24	■
Electric (BPZZ)		Eléctrico	FWD		100	136	03.24-	■
1.5 D-4D 75 (BPZM) (DV5RE)	discØ 268, elec.brake detention	Diesel	FWD	1499	55	75	10.19-	■
1.5 D-4D 100 (BPZM) (DV5RD)	discØ 208, elec.brake detention, discØ 268	Diesel	FWD	1499	75	102	10.19-	■
1.5 D-4D 130 (BPZM) (DV5RC)	discØ 208, elec.brake detention, discØ 268	Diesel	FWD	1499	96	131	10.19-	■
1.6 D-4D 92 (BPZQ)		Diesel	FWD	1560	68	92	01.22-	■

LISTA DE APLICACIONES - BUYERS GUIDE

PROACE II CITY VERSO (BKY_) 10.19-						MPV (Large MPV-M1 Segment)			
1.2 VVT-i 110 (BKYN) (EB2ADT)	discØ 208, elec.brake detention, discØ 268	Gasolina	FWD	1199	81	110	10.19-	■	
1.2 VVT-i 130 (BKYN) (EB2ADTS)	discØ 208, elec.brake detention, discØ 268	Gasolina	FWD	1199	96	131	10.19-	■	
Electric (BKYS)	discØ 268, elec.brake detention	Eléctrico	FWD		100	136	07.21-02.24	■	
Electric (BKYZ)		Eléctrico	FWD		100	136	03.24-	■	
1.5 D-4D 100 (BKYM) (DV5RD)	discØ 208, elec.brake detention, discØ 268	Diesel	FWD	1499	75	102	10.19-	■	
1.5 D-4D 130 (BKYM) (DV5RC)	discØ 208, elec.brake detention, discØ 268	Diesel	FWD	1499	96	131	10.19-	■	
1.6 D-4D 92 (BKYQ)		Diesel	FWD	1560	68	92	01.22-	■	
VAUXHALL									
ASTRA Mk VIII (L) 10.21-						Hatchback (Compact car-C Segment)			
1.2 (FPHNPJ)	discØ 268	Gasolina	FWD	1199	81	110	10.21-	■	
1.2 (FPHNSL, FPHNSR)	discØ 268	Gasolina	FWD	1199	96	131	10.21-	■	
1.2 MHEV (FPHPY)		Gasol./el éc.	FWD	1199	100	136	10.23-	■	
1.6 Plug-In-Hybrid (F3DGZT)	discØ 268	Gasol./el éc.	FWD	1598	110	150	10.21-	■	
1.6 Plug-In-Hybrid (F3DGZT)	discØ 268	Gasol./el éc.	FWD	1598	133	181	10.21-	■	
1.6 Plug-In-Hybrid (F3DGZT)		Gasol./el éc.	FWD	1598	165	224	06.22-	■	
Astra-e (F3ZKWZ)		Eléctrico	FWD		115	156	03.23-	■	
1.5 Turbo D (FBYHZZ, FBYHZZ)	discØ 268	Diesel	FWD	1499	96	131	10.21-	■	
ASTRA Mk VIII (L) Sports Tourer 10.21-						Estate (Compact car-C Segment)			
1.2	discØ 268	Gasolina	FWD	1199	81	110	10.21-	■	
1.2	discØ 268	Gasolina	FWD	1199	96	131	10.21-	■	
1.2 MHEV (FPHPY)		Gasol./el éc.	FWD	1199	100	136	10.23-	■	
1.6 Plug-In-Hybrid	discØ 268	Gasol./el éc.	FWD	1598	110	150	10.21-	■	
1.6 Plug-In-Hybrid	discØ 268	Gasol./el éc.	FWD	1598	133	181	10.21-	■	
1.6 Plug-In-Hybrid (F4DGYT, F4DGZT)		Gasol./el éc.	FWD	1598	165	224	03.23-	■	
Astra-e (F4ZKWZ)		Eléctrico	FWD		115	156	03.23-	■	
1.5 Turbo D	discØ 268	Diesel	FWD	1499	96	131	10.21-	■	
COMBO Mk IV (K9) 06.18-						Box Body/MPV (LCVs-N1 Segment)			
1.2 (D 12 XHL (EB2ADT))	discØ 268, elec.brake detention	Gasolina	FWD	1199	81	110	02.19-	■	
Combo-e	discØ 268	Eléctrico	FWD		100	136	07.21-04.24	■	
1.5 D (D 15 DTL (DV5RE))	Eq.V_ J85, discØ 268, elec.brake detention	Diesel	FWD	1499	56	76	08.18-	■	
1.5 D (D 15 DT (DV5RD))	Eq.V_ J85, discØ 268, elec.brake detention	Diesel	FWD	1499	75	102	08.18-	■	
1.5 D (D 15 DTH (DV5RC))	Eq.V_ J85, discØ 268, elec.brake detention	Diesel	FWD	1499	96	131	08.18-	■	
1.5 D 4x4 (D 15 DTH (DV5RC))	elec.brake detention	Diesel	4WD	1499	96	131	08.18-	■	
1.6 D (B 16 DTL (DV6FE))	Eq.V_ J85, discØ 268, elec.brake detention	Diesel	FWD	1560	55	75	06.18-04.21	■	
1.6 D (B 16 DT (DV6FD))	Eq.V_ J85, discØ 268, elec.brake detention	Diesel	FWD	1560	73	99	06.18-04.20	■	
COMBO Mk IV (K9) 06.18-						MPV (Large MPV-M1 Segment)			
1.2 (D 12 XHL (EB2ADT))	Eq.V_ J85, discØ 268, elec.brake detention	Gasolina	FWD	1199	81	110	06.18-	■	
1.2 (F 12 XHT (EB2ADTS))	discØ 268, elec.brake detention	Gasolina	FWD	1199	96	131	07.19-	■	
Combo-e	discØ 268	Eléctrico	FWD		100	136	06.21-04.24	■	

LISTA DE APLICACIONES - BUYERS GUIDE

1.5 (D 15 DT (DV5RD))	Eq.V_ J85, discØ 268, elec.brake detention	Diesel	FWD	1499	75	102	06.18-	■	
1.5 (D 15 DTH (DV5RC))	Eq.V_ J85, discØ 268, elec.brake detention	Diesel	FWD	1499	96	131	06.18-	■	
CORSA Mk V (F) 07.19-					Hatchback (Supermini car-B Segment)				
CORSA-e (ZKX (ZK01))	discØ 268, disc brak.rear axle	Eléctrico	FWD		100	136	07.19-	■	
CORSA-e		Eléctrico	FWD		115	156	03.23-	■	
GRANDLAND X (A18) 06.17-					SUV (Compact Crossover CUV-C Segment)				
1.2 Turbo (75) (B 12 XHT (EB2DTS))	discØ 268	Gasolina	FWD	1199	96	131	06.17-	■	
1.2 Turbo (75) (D 12 XHT (EB2ADTS))	discØ 268	Gasolina	FWD	1199	96	131	06.17-	■	
1.6 Turbo (75) (D 16 XHT (EP6FADTXHP))	discØ 268	Gasolina	FWD	1598	133	181	12.19-	■	
1.2 Turbo Hybrid (75)		Gasol./el éc.	FWD	1199	100	136	01.24-	■	
1.6 Turbo Hybrid4 (75) (D 16 XHT (EP6FADTXHP))	discØ 268	Gasol./el éc.	4WD	1598	147	200	06.19-	■	
1.6 Turbo Hybrid (75) (D 16 XHT (EP6FADTXHP))	discØ 268	Gasol./el éc.	FWD	1598	165	224	12.19-	■	
1.6 Turbo Hybrid4 (75) (D 16 XHT (EP6FADTXHP))	discØ 268	Gasol./el éc.	4WD	1598	221	300	06.19-	■	
1.5 Turbo D (75) (D 15 DTH (DV5RC))	discØ 268	Diesel	FWD	1499	96	131	04.18-	■	
1.6 Turbo D(75) (B 16 DTH (DV6FC))	discØ 268	Diesel	FWD	1560	88	120	06.17-07.21	■	
2.0 D (75) (D 20 DTH (DW10FC))	discØ 268	Diesel	FWD	1997	130	177	10.17-07.21	■	
MOKKA II 06.20-					SUV (Mini SUV-J Segment)				
MOKKA-e (76)	discØ 268	Eléctrico	FWD		100	136	06.20-	■	
MOKKA-e (76)		Eléctrico	FWD		115	156	10.23-	■	
XIAOPENG									
G3 12.18-					SUV ()				
EV (TZ220XS518)		Eléctrico	FWD		145	197	12.20-	■	