

LISTA DE APLICACIONES - BUYERS GUIDE

182245


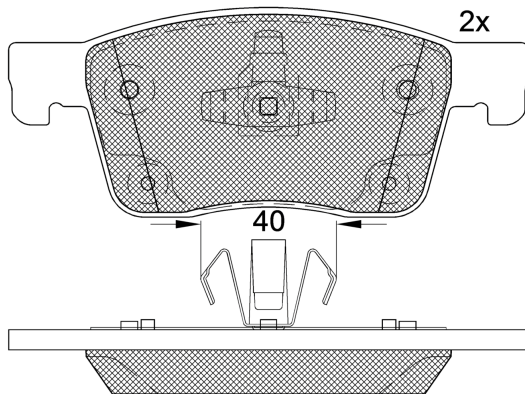
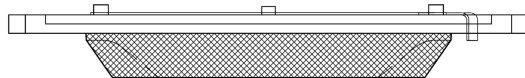
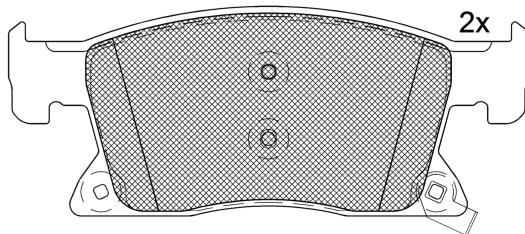


8 424073 140944

Qty: 300

Weight: 2.120

O.E.M.	MAKE
01 347 830 1	OPEL
1 347 830 1	VAUXHALL
95 526 567	OPEL



1-Ref. 690385 E

182245



90R-02A0111/4484



Ate - Teves

155.1x62.6x19.4

155.1x62.6x19.9

WVA	FMSI
22345	D2127-9363
22346	
MAKE	
CHEVROLET	
CHEVROLET (SGM)	
HOLDEN	
OPEL	
VAUXHALL	



Trac.	CC	Kw	CV		
					Front / Rear

CHEVROLET

CRUZE II (J405) 01.17-

Hatchback (Supermini car-B Segment)

1.4 (LE2(85CUL4))	Rim 16, Syst. 16"	Gasolina	FWD	1399	114	155	01.17-	■
-------------------	-------------------	----------	-----	------	-----	-----	--------	---

CRUZE II (J400) 11.15-

Saloon (Supermini car-B Segment)

1.4 (LE2(85CUL4))	Rim 16	Gasolina	FWD	1399	110	150	06.16-	■
1.4 (LE2(85CUL4))	Rim 16, Syst. 16"	Gasolina	FWD	1399	114	155	11.15-	■
1.4 Flex (LE2(85VUL4))	Syst. 16"	Gasol./Etanol	FWD	1399	113	153	01.17-	■
CDTi (B 16 DTH)	Syst. 16"	Diesel	FWD	1598	99	135	11.15-	■

CHEVROLET (SGM)

CRUZE II (CP3) 08.14-07.16

Saloon (Supermini car-B Segment)

1.4 T	Rim 16	Gasolina	FWD	1399	110	150	08.14-	■
1.5	Rim 16	Gasolina	FWD	1485	80	109	03.14-	■
1.5	Rim 16	Gasolina	FWD	1490	84	114	08.14-	■

HOLDEN

ASTRA (BK) 09.17-

Estate (Compact car-C Segment)

1.4 (B 14 XFT)	Syst. 16"	Gasolina	FWD	1399	110	150	09.17-	■
----------------	-----------	----------	-----	------	-----	-----	--------	---

ASTRA (PJ) 12.14-

Hatchback (Compact car-C Segment)

1.4	Syst. 16"	Gasolina	FWD	1399	110	150	01.17-	■
1.6 (B 16 SHT)	Syst. 16"	Gasolina	FWD	1598	147	200	09.16-	■

OPEL

LISTA DE APLICACIONES - BUYERS GUIDE

ASTRA K 11.15-					Estate Van (Compact car-C Segment)			
1.0 (35) (D 10 XFL)	POC J60,J79, discØ 300, Syst. 16"	Gasolina	FWD	999	77	105	05.18-	■
1.4 (35) (D 14 XFT)	POC J60,J79, discØ 300, Syst. 16"	Gasolina	FWD	1399	110	150	06.18-	■
1.5 CRDI (35) (D 15 DVC)	POC J60,J79, discØ 300, Syst. 16"	Diesel	FWD	1496	77	105	08.19-	■
1.5 CRDI (35) (F 15 DVC)	POC J60,J79, discØ 300, Syst. 16"	Diesel	FWD	1496	77	105	08.19-	■
ASTRA K 06.15-					Hatchback Van (Compact car-C Segment)			
1.6 CDTi (D 16 DTH)	Rim 16, discØ 300, POC J60,J79, Syst. 16"	Diesel	FWD	1598	100	136	04.18-	■
ASTRA K (B16) 06.15-					Hatchback (Compact car-C Segment)			
1.0 Turbo (68) (D 10 XFL)	Rim 16, discØ 300, POC J60,J79, Syst. 16"	Gasolina	FWD	999	66	90	06.18-12.22	■
1.0 Turbo (68) (B 10 XFL)	discØ 300, Rim 16, POC J60,J79, Syst. 16"	Gasolina	FWD	999	77	105	06.15-12.22	■
1.0 Turbo (68) (D 10 XFL)	discØ 300, Rim 16, POC J60,J79, Syst. 16"	Gasolina	FWD	999	77	105	06.15-12.22	■
1.2 Turbo (68) (F 12 SHL)	Rim 16, discØ 300, POC J60,J79, Syst. 16"	Gasolina	FWD	1199	81	110	08.19-12.22	■
1.2 Turbo (68) (F 12 SHT)	Rim 16, discØ 300, POC J60,J79, Syst. 16"	Gasolina	FWD	1199	96	131	08.19-12.22	■
1.2 Turbo (68) (F 12 SHR)	Rim 16, discØ 300, POC J60,J79, Syst. 16"	Gasolina	FWD	1199	107	145	08.19-12.22	■
1.4 Turbo (68) (F 14 SHL)	Rim 16, discØ 300, POC J60,J79, Syst. 16"	Gasolina	FWD	1342	107	145	08.19-12.22	■
1.4 Turbo (68) (F 14 SHT)	Rim 16, discØ 300, POC J60,J79, Syst. 16"	Gasolina	FWD	1342	107	145	08.19-12.22	■
1.4 (68) (B 14 XE)	discØ 300, Rim 16, POC J60,J79, Syst. 16"	Gasolina	FWD	1399	74	100	06.15-12.22	■
1.4 Turbo (68) (B 14 XFL)	discØ 300, Rim 16, POC J60,J79, Syst. 16"	Gasolina	FWD	1399	92	125	06.15-12.22	■
1.4 Turbo (68) (B 14 XFT)	Syst. 16"	Gasolina	FWD	1399	103	140	07.17-	■
1.4 Turbo (68) (B 14 XFT)	discØ 300, Rim 16, POC J60,J79, Syst. 16"	Gasolina	FWD	1399	110	150	06.15-12.22	■
1.6 Turbo (68) (B 16 SHT)	discØ 300, Rim 16, POC J60,J79, Syst. 16"	Gasolina	FWD	1598	147	200	11.15-12.22	■
1.4 CNG (68) (B 14 XNT)	discØ 300, Rim 16, POC J60,J79, Syst. 16"	Gasol./Gas (CNG)	FWD	1399	81	110	10.17-12.22	■
1.5 CRDI (68) (D 15 DVC)	Rim 16, discØ 300, POC J60,J79, Syst. 16"	Diesel	FWD	1496	77	105	08.19-12.22	■
1.5 CRDI (68) (F 15 DVC)	Rim 16, discØ 300, POC J60,J79, Syst. 16"	Diesel	FWD	1496	77	105	08.19-12.22	■
1.5 CRDI (68) (D 15 DVH)	Rim 16, discØ 300, POC J60,J79, Syst. 16"	Diesel	FWD	1496	90	122	08.19-12.22	■
1.5 CRDI (68) (F 15 DVH)	Rim 16, discØ 300, POC J60,J79, Syst. 16"	Diesel	FWD	1496	90	122	08.19-12.22	■
1.6 CDTi (68) (B 16 DTE)	discØ 300, Rim 16, POC J60,J79, Syst. 16"	Diesel	FWD	1598	70	95	06.15-12.22	■
1.6 CDTi	discØ 300, Rim 16	Diesel	RWD	1598	77	105	06.15-	■
1.6 CDTi (68) (B 16 DTE)	discØ 300, Rim 16, POC J60,J79, Syst. 16"	Diesel	FWD	1598	81	110	06.15-12.22	■
1.6 CDTi (68) (B 16 DTU)	discØ 300, Rim 16, POC J60,J79, Syst. 16"	Diesel	FWD	1598	81	110	06.15-12.22	■
1.6 CDTi (68) (D 16 DTI)	discØ 300, Rim 16, POC J60,J79, Syst. 16"	Diesel	FWD	1598	81	110	06.15-12.22	■
1.6 CDTi (68) (B 16 DTH)	discØ 300, Rim 16, POC J60,J79, Syst. 16"	Diesel	FWD	1598	100	136	06.15-12.22	■
1.6 CDTi (68) (D 16 DTH)	discØ 300, Rim 16, POC J60,J79, Syst. 16"	Diesel	FWD	1598	100	136	06.15-12.22	■
1.6 BiTurbo (D 16 DTR)	Rim 16, discØ 300, POC J60,J79, Syst. 16"	Diesel	FWD	1598	110	150	08.18-12.22	■
1.6 CDTi (68) (B 16 DTR)	discØ 300, Rim 16, POC J60,J79, Syst. 16"	Diesel	FWD	1598	118	160	11.15-12.22	■

LISTA DE APLICACIONES - BUYERS GUIDE

ASTRA K 11.15-					Saloon (Compact car-C Segment)			
1.4 LPG	discØ 300, Rim 16	Gasolina	FWD	1364	103	140	11.15-	■
1.4 Turbo	discØ 300, Rim 16	Gasolina	FWD	1364	103	140	11.15-	
1.6	discØ 300, Rim 16	Gasolina	FWD	1598	85	116	11.15-	
1.6 CDTi	discØ 300, Rim 16	Diesel	RWD	1598	81	110	11.15-	
1.6 CDTi	discØ 300, Rim 16	Diesel	RWD	1598	100	136	11.15-	
ASTRA K Sports Tourer (B16) 11.15-					Estate (Compact car-C Segment)			
1.0 Turbo (35) (D 10 XFL)	Rim 16, discØ 300, POC J60,J79, Syst. 16"	Gasolina	FWD	999	66	90	06.18-12.22	■
1.0 Turbo (35) (B 10 XFL)	discØ 300, Rim 16, POC J60,J79, Syst. 16"	Gasolina	FWD	999	77	105	11.15-12.22	
1.0 Turbo (35) (D 10 XFL)	discØ 300, Rim 16, POC J60,J79, Syst. 16"	Gasolina	FWD	999	77	105	11.15-12.22	
1.2 Turbo (35) (F 12 SHL)	Rim 16, discØ 300, POC J60,J79, Syst. 16"	Gasolina	FWD	1199	81	110	08.19-12.22	
1.2 Turbo (35) (F 12 SHT)	Rim 16, discØ 300, POC J60,J79, Syst. 16"	Gasolina	FWD	1199	96	131	08.19-12.22	
1.2 Turbo (35) (F 12 SHR)	Rim 16, discØ 300, POC J60,J79, Syst. 16"	Gasolina	FWD	1199	107	145	08.19-12.22	
1.4 Turbo (35) (F 14 SHL)	Rim 16, discØ 300, POC J60,J79, Syst. 16"	Gasolina	FWD	1342	107	145	08.19-12.22	
1.4 Turbo (35) (F 14 SHT)	Rim 16, discØ 300, POC J60,J79, Syst. 16"	Gasolina	FWD	1342	107	145	08.19-12.22	
1.4 (35) (B 14 XE)	discØ 300, Rim 16, POC J60,J79, Syst. 16"	Gasolina	FWD	1399	74	100	11.15-12.22	
1.4 Turbo (35) (B 14 XFL)	discØ 300, Rim 16, POC J60,J79, Syst. 16"	Gasolina	FWD	1399	92	125	11.15-12.22	
1.4 Turbo (35) (B 14 XFT)	discØ 300, Rim 16, POC J60,J79, Syst. 16"	Gasolina	FWD	1399	110	150	11.15-12.22	
1.4 Turbo (35) (D 14 XFT)	discØ 300, Rim 16, POC J60,J79, Syst. 16"	Gasolina	FWD	1399	110	150	11.15-12.22	
1.6 Turbo (35) (B 16 SHT)	discØ 300, Rim 16, POC J60,J79, Syst. 16"	Gasolina	FWD	1598	147	200	11.15-12.22	
1.4 CNG (35) (B 14 XNT)	discØ 300, Rim 16, POC J60,J79, Syst. 16"	Gasol./Gas (CNG)	FWD	1399	81	110	10.17-12.22	
1.5 CRDI (35) (D 15 DVC)	Rim 16, discØ 300, POC J60,J79, Syst. 16"	Diesel	FWD	1496	77	105	08.19-12.22	
1.5 CRDI (35) (F 15 DVC)	Rim 16, discØ 300, POC J60,J79, Syst. 16"	Diesel	FWD	1496	77	105	08.19-12.22	
1.5 CRDI (35) (D 15 DVH)	Rim 16, discØ 300, POC J60,J79, Syst. 16"	Diesel	FWD	1496	90	122	08.19-12.22	
1.5 CRDI (35) (F 15 DVH)	Rim 16, discØ 300, POC J60,J79, Syst. 16"	Diesel	FWD	1496	90	122	08.19-12.22	
1.6 CDTi (35) (B 16 DTE)	discØ 300, Rim 16, POC J60,J79, Syst. 16"	Diesel	FWD	1598	70	95	11.15-12.22	
1.6 CDTi (35) (B 16 DTE)	discØ 300, Rim 16, POC J60,J79, Syst. 16"	Diesel	FWD	1598	81	110	11.15-12.22	
1.6 CDTi (35) (B 16 DTU)	discØ 300, Rim 16, POC J60,J79, Syst. 16"	Diesel	FWD	1598	81	110	11.15-12.22	
1.6 CDTi (35) (D 16 DTI)	discØ 300, Rim 16, POC J60,J79, Syst. 16"	Diesel	FWD	1598	81	110	11.15-12.22	
1.6 CDTi (35) (B 16 DTH)	discØ 300, Rim 16, POC J60,J79, Syst. 16"	Diesel	FWD	1598	100	136	11.15-12.22	
1.6 BiTurbo (D 16 DTR)	Rim 16, discØ 300, POC J60,J79, Syst. 16"	Diesel	FWD	1598	110	150	08.18-12.22	
1.6 CDTi (35) (B 16 DTR)	discØ 300, Rim 16, POC J60,J79, Syst. 16"	Diesel	FWD	1598	118	160	11.15-12.22	
VAUXHALL								
ASTRA Mk VII (K) (B16) 07.15-					Estate (Compact car-C Segment)			
1.0 (B 10 XFL)	discØ 300, Rim 16, POC J60,J79, Syst. 16"	Gasolina	FWD	999	77	105	11.15-	■
1.0 (D 10 XFL)	discØ 300, Rim 16, POC J60,J79, Syst. 16"	Gasolina	FWD	999	77	105	11.15-	
1.2 Turbo (F 12 SHL)	POC J60,J79, discØ 300, Syst. 16"	Gasolina	FWD	1199	81	110	08.19-	

LISTA DE APLICACIONES - BUYERS GUIDE

1.2 Turbo (F 12 SHT)	POC J60,J79, discØ 300, Syst. 16"	Gasolina	FWD	1199	96	131	08.19-	■
1.2 Turbo (F 12 SHR)	POC J60,J79, discØ 300, Syst. 16"	Gasolina	FWD	1199	107	145	08.19-	■
1.4 Turbo (F 14 SHL)	POC J60,J79, discØ 300, Syst. 16"	Gasolina	FWD	1342	107	145	08.19-	■
1.4 Turbo (F 14 SHT)	POC J60,J79, discØ 300, Syst. 16"	Gasolina	FWD	1342	107	145	08.19-	■
1.4 (B 14 XE)	discØ 300, Rim 16, POC J60,J79, Syst. 16"	Gasolina	FWD	1399	74	100	11.15-	■
1.4 Turbo (B 14 XFL)	discØ 300, Rim 16, POC J60,J79, Syst. 16"	Gasolina	FWD	1399	92	125	11.15-	■
1.4 Turbo (B 14 XFT)	discØ 300, Rim 16, POC J60,J79, Syst. 16"	Gasolina	FWD	1399	110	150	11.15-	■
1.6 Turbo (B 16 SHT)	discØ 300, Rim 16, POC J60,J79, Syst. 16"	Gasolina	FWD	1598	147	200	11.15-	■
1.4 CNG	Rim 16	Gasol./Gas (CNG)	FWD	1399	81	110	10.17-	■
1.5 CRDi (D 15 DVC)	POC J60,J79, discØ 300, Syst. 16"	Diesel	FWD	1496	77	105	08.19-	■
1.5 CRDi (F 15 DVC)	POC J60,J79, discØ 300, Syst. 16"	Diesel	FWD	1496	77	105	08.19-	■
1.5 CRDi (D 15 DVH)	POC J60,J79, discØ 300, Syst. 16"	Diesel	FWD	1496	90	122	08.19-	■
1.5 CRDi (F 15 DVH)	POC J60,J79, discØ 300, Syst. 16"	Diesel	FWD	1496	90	122	08.19-	■
1.6 CDTi (B 16 DTE)	discØ 300, Rim 16, POC J60,J79, Syst. 16"	Diesel	FWD	1598	70	95	11.15-	■
1.6 CDTi (B 16 DTE)	discØ 300, Rim 16, POC J60,J79, Syst. 16"	Diesel	FWD	1598	81	110	07.15-	■
1.6 CDTi (B 16 DTU)	discØ 300, Rim 16, POC J60,J79, Syst. 16"	Diesel	FWD	1598	81	110	07.15-	■
1.6 CDTi (D 16 DTI)	discØ 300, Rim 16, POC J60,J79, Syst. 16"	Diesel	FWD	1598	81	110	07.15-	■
1.6 CDTi (B 16 DTH)	discØ 300, Rim 16, POC J60,J79, Syst. 16"	Diesel	FWD	1598	100	136	11.15-	■
1.6 CDTi (D 16 DTH)	discØ 300, Rim 16, POC J60,J79, Syst. 16"	Diesel	FWD	1598	100	136	11.15-	■
1.6 BiTurbo (D 16 DTR)	Rim 16, discØ 300, POC J60,J79, Syst. 16"	Diesel	FWD	1598	110	150	08.18-	■
1.6 CDTi (B 16 DTR)	discØ 300, Rim 16, POC J60,J79, Syst. 16"	Diesel	FWD	1598	118	160	11.15-	■
ASTRA Mk VII (K) (B16) 07.15-					Hatchback (Compact car-C Segment)			
1.0 (B 10 XFL)	discØ 300, Rim 16, POC J60,J79, Syst. 16"	Gasolina	FWD	999	77	105	07.15-	■
1.0 (D 10 XFL)	discØ 300, Rim 16, POC J60,J79, Syst. 16"	Gasolina	FWD	999	77	105	07.15-	■
1.2 Turbo (F 12 SHL)	Rim 16, discØ 300, POC J60,J79, Syst. 16"	Gasolina	FWD	1199	81	110	08.19-	■
1.2 Turbo (F 12 SHT)	Rim 16, discØ 300, POC J60,J79, Syst. 16"	Gasolina	FWD	1199	96	131	08.19-	■
1.2 Turbo (F 12 SHR)	Rim 16, discØ 300, POC J60,J79, Syst. 16"	Gasolina	FWD	1199	107	145	08.19-	■
1.4 Turbo (F 14 SHL)	Rim 16, discØ 300, POC J60,J79, Syst. 16"	Gasolina	FWD	1342	107	145	08.19-	■
1.4 Turbo (F 14 SHT)	Rim 16, discØ 300, POC J60,J79, Syst. 16"	Gasolina	FWD	1342	107	145	08.19-	■
1.4 (B 14 XE)	discØ 300, Rim 16, POC J60,J79, Syst. 16"	Gasolina	FWD	1399	74	100	07.15-	■
1.4 Turbo (B 14 XFL)	discØ 300, Rim 16, POC J60,J79, Syst. 16"	Gasolina	FWD	1399	92	125	07.15-	■
1.4 Turbo (B 14 XFT)	discØ 300, Rim 16, POC J60,J79, Syst. 16"	Gasolina	FWD	1399	110	150	07.15-	■
1.6 Turbo (B 16 SHT)	discØ 300, Rim 16, POC J60,J79, Syst. 16"	Gasolina	FWD	1598	147	200	11.15-	■
1.4 CNG	Rim 16	Gasol./Gas (CNG)	FWD	1399	81	110	10.17-	■

LISTA DE APLICACIONES - BUYERS GUIDE

1.5 CRDi (D 15 DVC)	Rim 16, discØ 300, POC J60,J79, Syst. 16"	Diesel	FWD	1496	77	105	08.19-	■
1.5 CRDi (F 15 DVC)	Rim 16, discØ 300, POC J60,J79, Syst. 16"	Diesel	FWD	1496	77	105	08.19-	■
1.5 CRDi (D 15 DVH)	Rim 16, discØ 300, POC J60,J79, Syst. 16"	Diesel	FWD	1496	90	122	08.19-	■
1.5 CRDi (F 15 DVH)	Rim 16, discØ 300, POC J60,J79, Syst. 16"	Diesel	FWD	1496	90	122	08.19-	■
1.6 CDTi (B 16 DTE)	discØ 300, Rim 16, POC J60,J79, Syst. 16"	Diesel	FWD	1598	70	95	07.15-	■
1.6 CDTi (B 16 DTE)	discØ 300, Rim 16, POC J60,J79, Syst. 16"	Diesel	FWD	1598	81	110	07.15-	■
1.6 CDTi (B 16 DTU)	discØ 300, Rim 16, POC J60,J79, Syst. 16"	Diesel	FWD	1598	81	110	07.15-	■
1.6 CDTi (D 16 DTI)	discØ 300, Rim 16, POC J60,J79, Syst. 16"	Diesel	FWD	1598	81	110	07.15-	■
1.6 CDTi (B 16 DTH)	discØ 300, Rim 16, POC J60,J79, Syst. 16"	Diesel	FWD	1598	100	136	07.15-	■
1.6 CDTi (D 16 DTH)	discØ 300, Rim 16, POC J60,J79, Syst. 16"	Diesel	FWD	1598	100	136	07.15-	■
1.6 BiTurbo (D 16 DTR)	Rim 16, discØ 300, POC J60,J79, Syst. 16"	Diesel	FWD	1598	110	150	08.18-	■
1.6 CDTi (B 16 DTR)	discØ 300, Rim 16, POC J60,J79, Syst. 16"	Diesel	FWD	1598	118	160	11.15-	■