

# LISTA DE APLICACIONES - BUYERS GUIDE

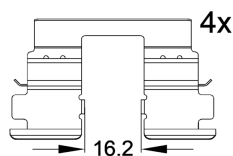
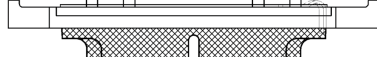
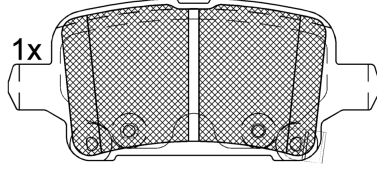
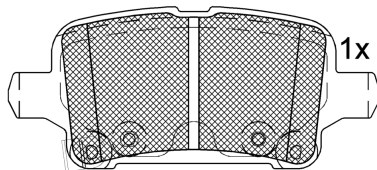
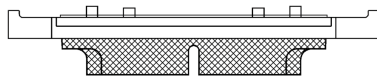
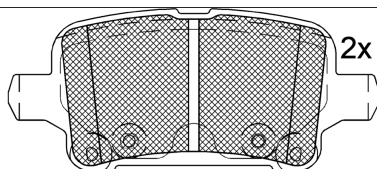
## 182257



Qty: 300

Weight: 1.015

O.E.M.	MAKE
1345 4674	CHEVROLET
1684934880	VAUXHALL
3 903 719 9	OPEL
39 021 615	OPEL
3902 1615	CHEVROLET
3903 7199	CHEVROLET
4267 6498	CHEVROLET
4267 9627	CHEVROLET
42787643	OPEL
4279 1040	CHEVROLET
95 526 568	OPEL



1-Ref. 690394 E

## 182257

E 9 90R-02A0111/4511



Trw

106.4x46.5x17.1

WVA	FMSI
22129	D1857-9085
22130	
22131	

MAKE
BUICK (SGM)
CHEVROLET
CHEVROLET (SGM)
HOLDEN
OPEL
VAUXHALL



Trac.	CC	Kw	CV



Front / Rear

### BUICK (SGM)

<b>VELITE 5 (SR1) 04.17-</b>					<b>Saloon (Compact car-C Segment)</b>			
1.5 EREV (L3A,TZ264XYMKV)		Gasol./el éc.	FWD	1490	135	184	04.17-12.19	■
<b>VERANO II (CP6) 11.15-</b>					<b>Hatchback (Compact car-C Segment)</b>			
15S (L3G)		Gasolina	FWD	1490	87	118	11.15-	■
<b>VERANO II (CP5) 06.15-</b>					<b>Saloon (Compact car-C Segment)</b>			
15T (LIV)		Gasolina	FWD	999	92	125	09.19-	■
20t (L3Z)		Gasolina	FWD	1341	121	165	09.19-	■
1.5		Gasolina	FWD	1490	87	118	06.15-	■
1.5 T		Gasolina	FWD	1490	124	169	06.15-	■
<b>VERANO II GS (CP6) 11.15-</b>					<b>Hatchback (Compact car-C Segment)</b>			
1.5 (LFV)		Gasolina	FWD	1490	124	169	11.15-	■

### CHEVROLET

<b>BOLT 08.16-</b>					<b>Hatchback (Supermini car-B Segment)</b>			
EV		Eléctrico	FWD		150	204	08.16-	■
<b>BOLT SUV 07.20-</b>					<b>SUV ()</b>			
EV (EN0)		Eléctrico	FWD		149	203	05.21-	■
<b>CRUZE II (J405) 01.17-</b>					<b>Hatchback (Supermini car-B Segment)</b>			
1.4 (LE2(85CUL4))		Gasolina	FWD	1399	114	155	01.17-	■
<b>CRUZE II (J400) 11.15-</b>					<b>Saloon (Supermini car-B Segment)</b>			
1.4 (LE2(85CUL4))		Gasolina	FWD	1399	110	150	06.16-	■

# LISTA DE APLICACIONES - BUYERS GUIDE

1.4 (LE2(85CUL4))		Gasolina	FWD	1399	114	155	11.15-	■	
1.4 Flex (LE2(85VUL4))		Gasol./Etanol	FWD	1399	113	153	01.17-	■	
CDTi (B 16 DTH)		Diesel	FWD	1598	99	135	11.15-	■	
<b>VOLT 04.11-</b>					<b>Hatchback (Compact car-C Segment)</b>				
EV 150 (LUU)	01/16-	Gasol./eléc.	FWD	1398	111	151	11.11-	■	
<b>VOLT II 05.15-</b>					<b>Hatchback (Compact car-C Segment)</b>				
EV 150		Gasolina	FWD		111	151	05.15-	■	
1.5 EV100 (L3A)		Gasol./eléc.	FWD	1490	111	151	01.16-	■	
<b>CHEVROLET (SGM)</b>									
<b>CRUZE II (CP7) 02.17-</b>					<b>Hatchback (Supermini car-B Segment)</b>				
1.4 (LE2)		Gasolina	FWD	1399	110	150	02.17-	■	
1.5 (L3G)		Gasolina	FWD	1490	84	114	02.17-	■	
<b>CRUZE II (CP3) 08.14-07.16</b>					<b>Saloon (Supermini car-B Segment)</b>				
1.4 T		Gasolina	FWD	1399	110	150	08.14-	■	
330T (LE2)		Gasolina	FWD	1399	110	150	07.16-	■	
1.5		Gasolina	FWD	1485	80	109	03.14-	■	
1.5		Gasolina	FWD	1490	84	114	08.14-	■	
320 (L3G)		Gasolina	FWD	1490	84	114	07.16-	■	
<b>MALIBU II (EG5) 02.16-</b>					<b>Saloon (Executive car-E Segment)</b>				
1.5 XL		Gasolina	FWD	1490	125	170	02.16-	■	
2.5 XL		Gasolina	FWD	2457	147	200	02.16-	■	
<b>HOLDEN</b>									
<b>ASTRA (BK) 09.17-</b>					<b>Estate (Compact car-C Segment)</b>				
1.4 (B 14 XFT)		Gasolina	FWD	1399	110	150	09.17-	■	
<b>ASTRA (PJ) 12.14-</b>					<b>Hatchback (Compact car-C Segment)</b>				
1.4		Gasolina	FWD	1399	110	150	01.17-	■	
1.6 (B 16 SHT)		Gasolina	FWD	1598	147	200	09.16-	■	
<b>OPEL</b>									
<b>AMPERA (R12) 11.11-</b>					<b>Hatchback (Compact car-C Segment)</b>				
EV 150 (A 14 XFL)		Gasol./eléc.	FWD	1398	111	151	11.11-03.15	■	
<b>AMPERA-E II (F17) 05.17-</b>					<b>Hatchback (Compact car-C Segment)</b>				
EV150 (48)		Eléctrico	FWD		150	204	05.17-03.19	■	
<b>ASTRA K 11.15-</b>					<b>Estate Van (Compact car-C Segment)</b>				
1.0 (35) (D 10 XFL)		Gasolina	FWD	999	77	105	05.18-08.19	■	
1.4 (35) (D 14 XFT)		Gasolina	FWD	1399	110	150	06.18-09.21	■	
1.5 CRDI (35) (D 15 DVC)		Diesel	FWD	1496	77	105	08.19-09.21	■	
1.5 CRDI (35) (F 15 DVC)		Diesel	FWD	1496	77	105	08.19-09.21	■	
<b>ASTRA K 06.15-</b>					<b>Hatchback Van (Compact car-C Segment)</b>				
1.6 CDTi (D 16 DTH)	discØ 263, discØ 288, POC J67,J79,J60	Diesel	FWD	1598	100	136	04.18-08.19	■	
<b>ASTRA K (B16) 06.15-</b>					<b>Hatchback (Compact car-C Segment)</b>				
1.0 Turbo (68) (D 10 XFL)		Gasolina	FWD	999	66	90	06.18-08.19	■	
1.0 Turbo (68) (B 10 XFL)	discØ 264, discØ 288	Gasolina	FWD	999	77	105	06.15-08.19	■	

# LISTA DE APLICACIONES - BUYERS GUIDE

1.0 Turbo (68) (D 10 XFL)	discØ 264, discØ 288	Gasolina	FWD	999	77	105	06.15-08.19	■	
1.2 Turbo (68) (F 12 SHL)		Gasolina	FWD	1199	81	110	08.19-09.21	■	
1.2 Turbo (68) (F 12 SHT)		Gasolina	FWD	1199	96	131	08.19-09.21	■	
1.2 Turbo (68) (F 12 SHR)		Gasolina	FWD	1199	107	145	08.19-09.21	■	
1.4 Turbo (68) (F 14 SHL)		Gasolina	FWD	1342	107	145	08.19-09.21	■	
1.4 Turbo (68) (F 14 SHT)		Gasolina	FWD	1342	107	145	08.19-09.21	■	
1.4 (68) (B 14 XE)	discØ 264, discØ 288	Gasolina	FWD	1399	74	100	06.15-08.18	■	
1.4 Turbo (68) (B 14 XFL)	discØ 264, discØ 288	Gasolina	FWD	1399	92	125	06.15-08.19	■	
1.4 Turbo (68) (B 14 XFT)		Gasolina	FWD	1399	103	140	07.17-	■	
1.4 Turbo (68) (B 14 XFT)	discØ 264, discØ 288	Gasolina	FWD	1399	110	150	10.15-08.19	■	
1.6 Turbo (68) (B 16 SHT)	discØ 264, discØ 288	Gasolina	FWD	1598	147	200	11.15-02.19	■	
1.4 CNG (68) (B 14 XNT)		Gasol./Gas (CNG)	FWD	1399	81	110	10.17-05.18	■	
1.5 CRDI (68) (D 15 DVC)		Diesel	FWD	1496	77	105	08.19-09.21	■	
1.5 CRDI (68) (F 15 DVC)		Diesel	FWD	1496	77	105	08.19-09.21	■	
1.5 CRDI (68) (D 15 DVH)		Diesel	FWD	1496	90	122	08.19-09.21	■	
1.5 CRDI (68) (F 15 DVH)		Diesel	FWD	1496	90	122	08.19-09.21	■	
1.6 CDTi (68) (B 16 DTE)	discØ 264, discØ 288	Diesel	FWD	1598	70	95	10.15-05.18	■	
1.6 CDTi	discØ 264, discØ 288	Diesel	RWD	1598	77	105	06.15-	■	
1.6 CDTi (68) (B 16 DTE)	discØ 264, discØ 288	Diesel	FWD	1598	81	110	06.15-08.19	■	
1.6 CDTi (68) (B 16 DTU)	discØ 264, discØ 288	Diesel	FWD	1598	81	110	06.15-08.19	■	
1.6 CDTi (68) (D 16 DTI)	discØ 264, discØ 288	Diesel	FWD	1598	81	110	06.15-08.19	■	
1.6 CDTi (68) (B 16 DTH)	discØ 264, discØ 288	Diesel	FWD	1598	100	136	06.15-08.19	■	
1.6 CDTi (68) (D 16 DTH)	discØ 264, discØ 288	Diesel	FWD	1598	100	136	06.15-08.19	■	
1.6 BiTurbo (D 16 DTR)		Diesel	FWD	1598	110	150	07.18-02.19	■	
1.6 CDTi (68) (B 16 DTR)	discØ 264, discØ 288	Diesel	FWD	1598	118	160	11.15-05.18	■	
<b>ASTRA K 11.15-</b>							<b>Saloon (Compact car-C Segment)</b>		
1.4 LPG	discØ 264, discØ 288	Gasolina	FWD	1364	103	140	11.15-	■	
1.4 Turbo	discØ 264, discØ 288	Gasolina	FWD	1364	103	140	11.15-	■	
1.6	discØ 264, discØ 288	Gasolina	FWD	1598	85	116	11.15-	■	
1.6 CDTi	discØ 264, discØ 288	Diesel	RWD	1598	81	110	11.15-	■	
1.6 CDTi	discØ 264, discØ 288	Diesel	RWD	1598	100	136	11.15-	■	
<b>ASTRA K Sports Tourer (B16) 11.15-</b>							<b>Estate (Compact car-C Segment)</b>		
1.0 Turbo (35) (D 10 XFL)		Gasolina	FWD	999	66	90	06.18-08.19	■	
1.0 Turbo (35) (B 10 XFL)	discØ 264, discØ 288	Gasolina	FWD	999	77	105	06.18-08.19	■	
1.0 Turbo (35) (D 10 XFL)	discØ 264, discØ 288	Gasolina	FWD	999	77	105	06.18-08.19	■	
1.2 Turbo (35) (F 12 SHL)		Gasolina	FWD	1199	81	110	08.19-12.21	■	
1.2 Turbo (35) (F 12 SHT)		Gasolina	FWD	1199	96	131	08.19-12.21	■	
1.2 Turbo (35) (F 12 SHR)		Gasolina	FWD	1199	107	145	08.19-12.21	■	
1.4 Turbo (35) (F 14 SHL)		Gasolina	FWD	1342	107	145	08.19-12.21	■	
1.4 Turbo (35) (F 14 SHT)		Gasolina	FWD	1342	107	145	08.19-12.21	■	
1.4 (35) (B 14 XE)	discØ 264, discØ 288	Gasolina	FWD	1399	74	100	04.16-05.18	■	
1.4 Turbo (35) (B 14 XFL)	discØ 264, discØ 288	Gasolina	FWD	1399	92	125	04.16-08.19	■	
1.4 Turbo (35) (B 14 XFT)	discØ 264, discØ 288	Gasolina	FWD	1399	110	150	04.16-08.19	■	
1.4 Turbo (35) (D 14 XFT)	discØ 264, discØ 288	Gasolina	FWD	1399	110	150	04.16-08.19	■	
1.6 Turbo (35) (B 16 SHT)	discØ 264, discØ 288	Gasolina	FWD	1598	147	200	04.16-02.19	■	
1.4 CNG (35) (B 14 XNT)		Gasol./Gas (CNG)	FWD	1399	81	110	08.17-05.18	■	
1.5 CRDI (35) (D 15 DVC)		Diesel	FWD	1496	77	105	08.19-12.21	■	
1.5 CRDI (35) (F 15 DVC)		Diesel	FWD	1496	77	105	08.19-12.21	■	
1.5 CRDI (35) (D 15 DVH)		Diesel	FWD	1496	90	122	08.19-12.21	■	

# LISTA DE APLICACIONES - BUYERS GUIDE

1.5 CRDI (35) (F 15 DVH)		Diesel	FWD	1496	90	122	08.19-12.21	■	
1.6 CDTi (35) (B 16 DTE)	discØ 264, discØ 288	Diesel	FWD	1598	70	95	04.16-05.18	■	
1.6 CDTi (35) (B 16 DTE)	discØ 264, discØ 288	Diesel	FWD	1598	81	110	04.16-08.19	■	
1.6 CDTi (35) (B 16 DTU)	discØ 264, discØ 288	Diesel	FWD	1598	81	110	04.16-08.19	■	
1.6 CDTi (35) (D 16 DTI)	discØ 264, discØ 288	Diesel	FWD	1598	81	110	04.16-08.19	■	
1.6 CDTi (35) (B 16 DTH)	discØ 264, discØ 288	Diesel	FWD	1598	100	136	04.16-08.19	■	
1.6 BiTurbo (D 16 DTR)		Diesel	FWD	1598	110	150	07.18-02.19	■	
1.6 CDTi (35) (B 16 DTR)	discØ 264, discØ 288	Diesel	FWD	1598	118	160	04.16-05.18	■	
<b>VAUXHALL</b>									
<b>AMPERA (R12) 03.12-</b>						<b>Hatchback (Compact car-C Segment)</b>			
EV 150 (D1JOI) (4ET50)	01/16-	Gasol./el éc.	FWD	1398	111	151	03.12-	■	
EV 150 (D1JOI) (A 14 XFL)	01/16-	Gasol./el éc.	FWD	1398	111	151	03.12-	■	
<b>ASTRA Mk VII (K) (B16) 07.15-</b>						<b>Estate (Compact car-C Segment)</b>			
1.0 (B 10 XFL)	discØ 264, discØ 288	Gasolina	FWD	999	77	105	04.16-08.19	■	
1.0 (D 10 XFL)	discØ 264, discØ 288	Gasolina	FWD	999	77	105	04.16-08.19	■	
1.2 Turbo (F 12 SHL)		Gasolina	FWD	1199	81	110	08.19-12.21	■	
1.2 Turbo (F 12 SHT)		Gasolina	FWD	1199	96	131	08.19-12.21	■	
1.2 Turbo (F 12 SHR)		Gasolina	FWD	1199	107	145	08.19-12.21	■	
1.4 Turbo (F 14 SHL)		Gasolina	FWD	1342	107	145	08.19-12.21	■	
1.4 Turbo (F 14 SHT)		Gasolina	FWD	1342	107	145	08.19-12.21	■	
1.4 (B 14 XE)	discØ 264, discØ 288	Gasolina	FWD	1399	74	100	04.16-05.18	■	
1.4 Turbo (B 14 XFL)	discØ 264, discØ 288	Gasolina	FWD	1399	92	125	04.16-05.18	■	
1.4 Turbo (B 14 XFT)	discØ 264, discØ 288	Gasolina	FWD	1399	110	150	04.16-08.19	■	
1.6 Turbo (B 16 SHT)	discØ 264, discØ 288	Gasolina	FWD	1598	147	200	04.16-02.19	■	
1.4 CNG		Gasol./Gas (CNG)	FWD	1399	81	110	10.17-	■	
1.5 CRDi (D 15 DVC)		Diesel	FWD	1496	77	105	08.19-12.21	■	
1.5 CRDi (F 15 DVC)		Diesel	FWD	1496	77	105	08.19-12.21	■	
1.5 CRDi (D 15 DVH)		Diesel	FWD	1496	90	122	08.19-12.21	■	
1.5 CRDi (F 15 DVH)		Diesel	FWD	1496	90	122	08.19-12.21	■	
1.6 CDTi (B 16 DTE)	discØ 264, discØ 288	Diesel	FWD	1598	70	95	04.16-05.18	■	
1.6 CDTi (B 16 DTE)	discØ 264, discØ 288	Diesel	FWD	1598	81	110	07.15-12.21	■	
1.6 CDTi (B 16 DTU)	discØ 264, discØ 288	Diesel	FWD	1598	81	110	07.15-12.21	■	
1.6 CDTi (D 16 DTI)	discØ 264, discØ 288	Diesel	FWD	1598	81	110	07.15-12.21	■	
1.6 CDTi (B 16 DTH)	discØ 264, discØ 288	Diesel	FWD	1598	100	136	04.16-08.19	■	
1.6 CDTi (D 16 DTH)	discØ 264, discØ 288	Diesel	FWD	1598	100	136	04.16-08.19	■	
1.6 BiTurbo (D 16 DTR)		Diesel	FWD	1598	110	150	07.18-02.19	■	
1.6 CDTi (B 16 DTR)	discØ 264, discØ 288	Diesel	FWD	1598	118	160	04.16-05.18	■	
<b>ASTRA Mk VII (K) (B16) 06.15-12.21</b>						<b>Hatchback (Compact car-C Segment)</b>			
1.0 (B 10 XFL)	discØ 264, discØ 288	Gasolina	FWD	999	77	105	04.16-08.19	■	
1.0 (D 10 XFL)	discØ 264, discØ 288	Gasolina	FWD	999	77	105	04.16-08.19	■	
1.2 Turbo (F 12 SHL)		Gasolina	FWD	1199	81	110	08.19-12.21	■	
1.2 Turbo (F 12 SHT)		Gasolina	FWD	1199	96	131	08.19-12.21	■	
1.2 Turbo (F 12 SHR)		Gasolina	FWD	1199	107	145	08.19-12.21	■	
1.4 Turbo (F 14 SHL)		Gasolina	FWD	1342	107	145	08.19-12.21	■	
1.4 Turbo (F 14 SHT)		Gasolina	FWD	1342	107	145	08.19-12.21	■	
1.4 (B 14 XE)	discØ 264, discØ 288	Gasolina	FWD	1399	74	100	04.16-05.18	■	
1.4 Turbo (B 14 XFL)	discØ 264, discØ 288	Gasolina	FWD	1399	92	125	04.16-05.18	■	
1.4 Turbo (B 14 XFT)	discØ 264, discØ 288	Gasolina	FWD	1399	110	150	04.16-08.19	■	

## LISTA DE APLICACIONES - BUYERS GUIDE

1.6 Turbo (B 16 SHT)	discØ 264, discØ 288	Gasolina	FWD	1598	147	200	04.16-02.19	■
1.4 CNG		Gasol./Gas (CNG)	FWD	1399	81	110	10.17-	■
1.5 CRDi (D 15 DVC)		Diesel	FWD	1496	77	105	08.19-12.21	■
1.5 CRDi (F 15 DVC)		Diesel	FWD	1496	77	105	08.19-12.21	■
1.5 CRDi (D 15 DVH)		Diesel	FWD	1496	90	122	08.19-09.21	■
1.5 CRDi (F 15 DVH)		Diesel	FWD	1496	90	122	08.19-09.21	■
1.6 CDTi (B 16 DTE)	discØ 264, discØ 288	Diesel	FWD	1598	70	95	10.15-05.18	■
1.6 CDTi (B 16 DTE)	discØ 264, discØ 288	Diesel	FWD	1598	81	110	06.15-08.19	■
1.6 CDTi (B 16 DTU)	discØ 264, discØ 288	Diesel	FWD	1598	81	110	06.15-08.19	■
1.6 CDTi (D 16 DTI)	discØ 264, discØ 288	Diesel	FWD	1598	81	110	06.15-08.19	■
1.6 CDTi (B 16 DTH)	discØ 264, discØ 288	Diesel	FWD	1598	100	136	06.15-08.19	■
1.6 CDTi (D 16 DTH)	discØ 264, discØ 288	Diesel	FWD	1598	100	136	06.15-08.19	■
1.6 BiTurbo (D 16 DTR)		Diesel	FWD	1598	110	150	07.18-02.19	■
1.6 CDTi (B 16 DTR)	discØ 264, discØ 288	Diesel	FWD	1598	118	160	11.15-05.18	■