

# LISTA DE APLICACIONES - BUYERS GUIDE

**182268**



8 424073 150219

Qty: 300

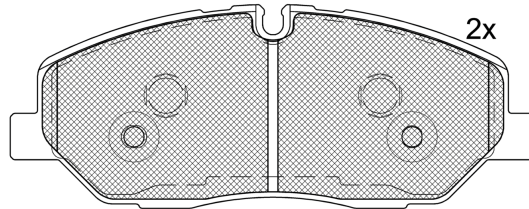
Weight: 2.430

**O.E.M.**

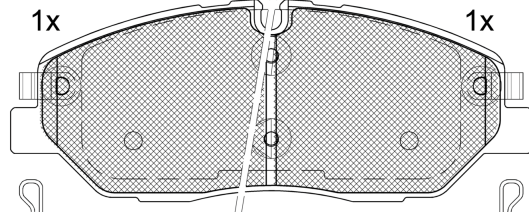
58101-59A00

**MAKE**

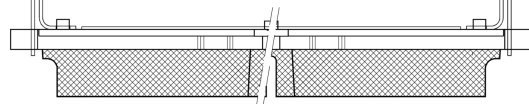
HYUNDAI



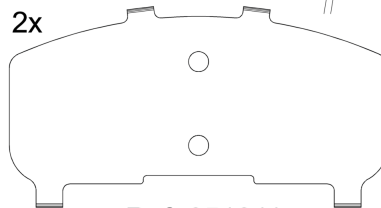
1x



1x

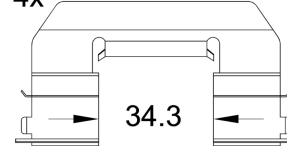


2x



Ref. 651811

4x



1-Ref. 690411 E

**182268**



**90R-02A0111/4800**



Mando

156.9x60.8x21.3

**WVA**

22420

22421

22422

**FMSI**

D2153-9396

**MAKE**

HYUNDAI



Trac.

CC

Kw

CV



Front / Rear

## HYUNDAI

### H350 / SOLATI 04.15-

						<b>Bus (Minibus-M2-Segment)</b>		
2.5 CRDi (D4CB)		Diesel	RWD	2497	110	150	04.15-	■
2.5 CRDi (D4CB)		Diesel	RWD	2497	125	170	04.15-	■

### H350 / SOLATI 04.15-

						<b>Platform/Chassis (LCVs-N1 Segment)</b>		
2.5 CRDi (D4CB)		Diesel	RWD	2497	110	150	04.15-	■
2.5 CRDi (D4CB)		Diesel	RWD	2497	125	170	04.15-	■

### H350 / SOLATI 04.15-

						<b>Van (LCVs-N1 Segment)</b>		
2.5 CRDi (D4CB)		Diesel	RWD	2497	110	150	04.15-	■
2.5 CRDi (D4CB)		Diesel	RWD	2497	125	170	04.15-	■