

LISTA DE APLICACIONES - BUYERS GUIDE

182269

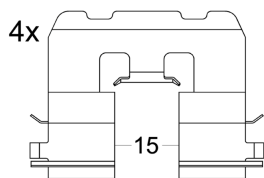
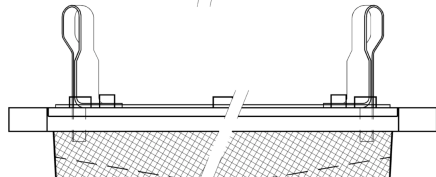
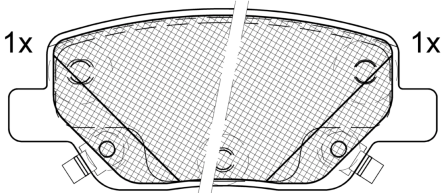
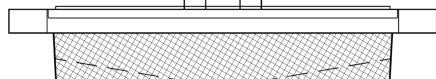
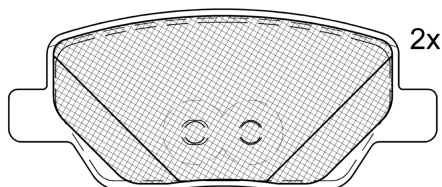


8 424073 150233

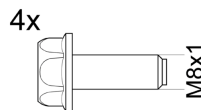
Qty: 300

Weight: 920

O.E.M.	MAKE
7 736 771 7	FIAT



1-Ref. 690431 E



2-Ref. 690383 E

182269

E 9 90R-02A0111/4582



Mando

99.9x42.3x17.2

WVA
22449
22450
22451

MAKE
FIAT



Trac.	CC	Kw	CV
-------	----	----	----



Front / Rear

FIAT

TIPO / EGEA (356_, 357_) 03.16-

Estate (Compact car-C Segment)

TIPO / EGEA (356_, 357_) 03.16-	Trac.	CC	Kw	CV	11.20-	03.16-10.20	07.16-10.20	05.16-10.20	03.22-
1.0 (357WXN1A)	Gasolina	FWD	999	74	101	11.20-			
1.4 (356WXA1B) (843 A1.000)	Gasolina	FWD	1368	70	95	03.16-10.20			
1.4 (356WXF1B) (940 B7.000)	Gasolina	FWD	1368	88	120	03.16-10.20			
1.6 (356WXE11) (552 68 036)	Gasolina	FWD	1598	81	110	07.16-10.20			
1.4 LPG (356WXF1B) (940 B7.000)	Gasol./Gas (LPG)	FWD	1368	88	120	05.16-10.20			
1.5 T4 Hybrid	Gasol./eléc.	FWD	1469	96	131	03.22-			
1.3 D (356WXH1A) (552 66 963)	Diesel	FWD	1248	70	95	03.16-			
1.3 D (356WXH1A) (552 83 775)	Diesel	FWD	1248	70	95	03.16-			
1.6 D (356WXG11) (552 60 384)	Diesel	FWD	1598	84	114	09.16-10.20			
1.6 D (356WXG11) (552 80 444)	Diesel	FWD	1598	84	114	09.16-10.20			
1.6 D (356WXG1B) (552 60 384)	Diesel	FWD	1598	88	120	03.16-10.20			
1.6 D (356WXG1B) (552 80 444)	Diesel	FWD	1598	88	120	03.16-10.20			
1.6 Multijet (357WXG1)	Diesel	FWD	1598	96	131	11.20-			

TIPO / EGEA (356_, 357_) 03.16-

Hatchback (Compact car-C Segment)

TIPO / EGEA (356_, 357_) 03.16-	Trac.	CC	Kw	CV	11.20-	03.16-	03.16-10.20	07.16-10.20	05.16-10.20
1.0 (357HXN1A)	Gasolina	FWD	999	74	101	11.20-			
1.4 (356HXA1B, 357) (843 A1.000)	Gasolina	FWD	1368	70	95	03.16-			
1.4 (356HXF1B) (940 B7.000)	Gasolina	FWD	1368	88	120	03.16-10.20			
1.6 (356HXE11) (552 68 036)	Gasolina	FWD	1598	81	110	07.16-10.20			
1.4 LPG (356HXF1B) (940 B7.000)	Gasol./Gas (LPG)	FWD	1368	88	120	05.16-10.20			
1.5 T4 Hybrid	Gasol./eléc.	FWD	1469	96	131	03.22-			
1.3 D (356HXH1A) (552 66 963)	Diesel	FWD	1248	70	95	03.16-			

LISTA DE APLICACIONES - BUYERS GUIDE

1.3 D (356HXH1A) (552 83 775)	Diesel	FWD	1248	70	95	03.16-	■
1.6 D (356HXG11) (552 60 384)	Diesel	FWD	1598	84	114	09.16-10.20	■
1.6 D (356HXG11) (552 80 444)	Diesel	FWD	1598	84	114	09.16-10.20	■
1.6 D (356HXG1B, 356HXG11) (552 60 384)	Diesel	FWD	1598	88	120	03.16-10.20	■
1.6 D (356HXG1B, 356HXG11) (552 80 444)	Diesel	FWD	1598	88	120	03.16-10.20	■
1.6 Multijet (357HXG1)	Diesel	FWD	1598	96	131	11.20-	■
TIPO / EGEA (356_, 357_) 10.15-						Saloon (Compact car-C Segment)	
1.0 (357SXX1A)	Gasolina	FWD	999	74	101	11.20-	■
1.4 (356SXA1B) (843 A1.000)	Gasolina	FWD	1368	70	95	10.15-	■
1.6 (356SXE11) (552 68 036)	Gasolina	FWD	1598	81	110	10.15-10.20	■
1.4 LPG (356SXF1B) (940 B7.000)	Gasol./Gas (LPG)	FWD	1368	88	120	05.16-10.20	■
1.5 T4 Hybrid	Gasol./el éc.	FWD	1469	96	131	03.22-	■
1.3 D (356SXB1A, 356SXH1A, 356SXD1A) (199 B1.000)	Diesel	FWD	1248	70	95	10.15-10.20	■
1.3 D (356SXB1A, 356SXH1A, 356SXD1A) (552 66 963)	Diesel	FWD	1248	70	95	10.15-10.20	■
1.3 D (356SXB1A, 356SXH1A, 356SXD1A) (552 83 775)	Diesel	FWD	1248	70	95	10.15-10.20	■
1.6 D (356SXG1B) (552 60 384)	Diesel	FWD	1598	84	114	09.16-10.20	■
1.6 D (356SXG1B) (552 60 384)	Diesel	FWD	1598	88	120	10.15-10.20	■
1.6 D (356SXG1B) (940 C1.000)	Diesel	FWD	1598	88	120	10.15-10.20	■
1.6 Multijet (357SXG1)	Diesel	FWD	1598	96	131	11.20-	■