

# LISTA DE APLICACIONES - BUYERS GUIDE

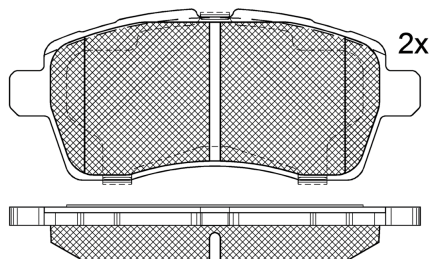
**182305**



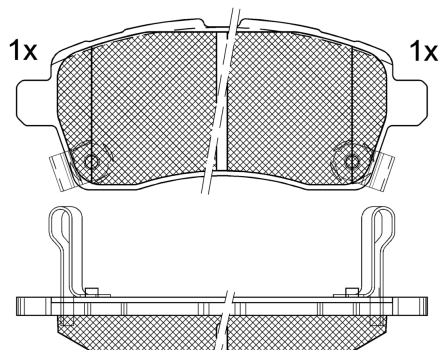
Qty: 300

Weight: 995

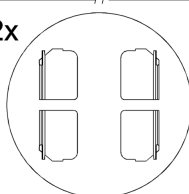
O.E.M.	MAKE
55810-62R00	SUZUKI
55810-62R00-000	SUZUKI



2 Loose Shims



2x



Ref. 651941

**182305**



**90R-02A0111/5200**



Hitachi

113.6x47.3x15.6

113.6x47.5x15.6

**WVA**

22264

22265

22823

22824

22850

**MAKE**

SUZUKI



Trac.

CC

Kw

CV



Front / Rear

**SUZUKI**

**IGNIS III (MF, FF) 10.16-**

**Hatchback (Supermini car-B Segment)**

1.2 (ATK412, ATM412)	Gasolina	FWD	1197	60	82	07.17-	■
1.2 (K12M)	Gasolina	FWD	1197	61	83	07.17-	■
1.2 (ATK412) (K12C)	Gasolina	FWD	1242	66	90	10.16-	■
1.2 AllGrip (ATK412) (K12C)	Gasolina	4WD	1242	66	90	10.16-	■
1.2 (K12C)	Gasolina	FWD	1242	67	91	08.17-	■
1.2 Hybrid (ATK412) (K12D)	Gasol./el éc.	FWD	1197	61	83	04.20-	■
1.2 Hybrid AllGrip (ATK412) (K12D)	Gasol./el éc.	4WD	1197	61	83	04.20-	■
1.2 Hybrid (ATK412, FF21S) (K12C)	Gasol./el éc.	FWD	1242	66	90	10.16-	■
1.2 Hybrid AllGrip (ATK412) (K12C)	Gasol./el éc.	4WD	1242	66	90	10.16-	■