

# LISTA DE APLICACIONES - BUYERS GUIDE

## 182308

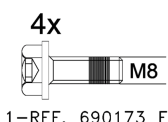
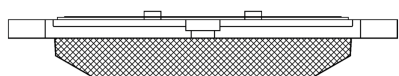
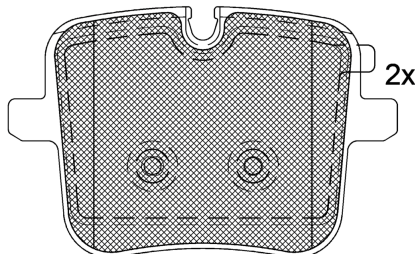
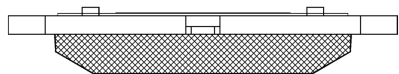


8 424073 183095

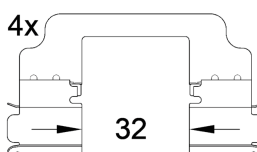
Qty: 300

Weight: 1.935

O.E.M.	MAKE
34 20 7 883 269	BMW
34 20 7 883 273	BMW
34 20 8 092 823	BMW
34 20 8 093 737	BMW
34 21 6 876 905	BMW
34 21 6 885 187	BMW
34 21 6 885 362	BMW
34 21 6 893 227	BMW
34 21 6 893 228	BMW
34 21 7 991 043	BMW
34 21 7 991 044	BMW
6 885 362	ROLLS-ROYCE
6 893 228	ROLLS-ROYCE
7 884 379	BMW
7 991 043	BMW
8 0928 23	BMW



1-REF. 690173 E



1-REF. 690691 E

## 182308

E 9 90R-02A0111/5236



Trw

116.1x74.8x18

116.1x80.5x18

WVA	FMSI
22039	D2059-9292
22040	
MAKE	
BMW	
ROLLS-ROYCE	



Trac.	CC	Kw	CV			Front / Rear
-------	----	----	----	--	--	--------------

### BMW

				Saloon (Compact executive car-D Segment)				
<b>3 Serie VII (G20, G80, G28) 11.18-</b>								
M3 Competition xDrive		Gasolina	4WD	2993	390	530	07.24-	■
M3 CS xDrive		Gasolina	4WD	2993	405	551	03.23-	■
<b>4 Serie II (G23, G83) 11.20-</b>				Convertible (Compact executive car-D Segment)				
M4 Competition M xDrive		Gasolina	4WD	2993	390	530	03.24-	■
<b>4 Serie II (G22, G82) 07.20-</b>				Coupe (Compact executive car-D Segment)				
M4 Competition M xDrive		Gasolina	4WD	2993	375	510	05.21-02.24	■
M4 Competition M xDrive		Gasolina	4WD	2993	390	530	03.24-	■
M4 CSL		Gasolina	RWD	2993	405	551	05.22-02.23	■
3.0 CSL		Gasolina	RWD	2993	412	560	11.22-02.23	■
<b>5 Serie VII (G30, F90) 09.16-</b>				Saloon (Executive car-E Segment)				
M5 (S63 B44 B)	discØ 380, SA TX4007	Gasolina	4WD	4395	441	600	09.17-06.23	■
M5 Competition (S63 B44 B)	SA TX4007, discØ 380	Gasolina	4WD	4395	460	625	07.18-06.23	■
M5 CS		Gasolina	4WD	4395	467	635	03.21-02.22	■
<b>7 Serie VI (G11, G12) 07.15-</b>				Saloon (Luxury car-F Segment)				
M 760 Li xDrive (N74 B66 C)		Gasolina	4WD	6592	430	585	03.19-06.22	■
M 760 i, Li xDrive (N74 B66 B)		Gasolina	4WD	6592	448	610	12.16-02.19	■
<b>8 Serie II (G14, F91) 11.18-</b>				Convertible (Grand Tourer-S Segment)				
840 i	discØ 398, M-sport package, Performance M	Gasolina	RWD	2998	245	333	11.20-	■
840 i xDrive	discØ 398, M-sport package, Performance M	Gasolina	4WD	2998	245	333	11.20-	■

# LISTA DE APLICACIONES - BUYERS GUIDE

840 i (B58 B30 C)	discØ 398, sports package, M technique	Gasolina	RWD	2998	250	340	07.19-	■	
840 i xDrive (B58 B30 C)	discØ 398, sports package, M technique	Gasolina	4WD	2998	250	340	07.19-10.20	■	
M 850 i xDrive (N63 B44 D)	Eq.V_ S2NHA	Gasolina	4WD	4395	390	530	11.18-	■	
M8 (S63 B44 B)		Gasolina	4WD	4395	441	600	07.19-	■	
M8 Competition (S63 B44 B)		Gasolina	4WD	4395	460	625	07.19-	■	
840 d Mild-Hybrid xDrive (B57 D30 B)	discØ 398, M-sport package	Diesel/el éc.	4WD	2993	250	340	11.20-	■	
840 d Mild-Hybrid xDrive (JA1)	discØ 398, M-sport package	Diesel/el éc.	4WD	2993	250	340	11.20-	■	
840 d xDrive (B57 D30 B)	Eq.V_ S2NHA, M technique	Diesel	4WD	2993	235	320	11.18-10.20	■	
<b>8 Serie II (G15, F92) 07.18-</b>					<b>Coupe (Grand Tourer-S Segment)</b>				
840 i	discØ 398, M-sport package, Performance M	Gasolina	RWD	2998	245	333	11.20-	■	
840 i	discØ 398, M-sport package, Performance M	Gasolina	RWD	2998	245	333	11.20-	■	
840 i xDrive	discØ 398, M-sport package, Performance M	Gasolina	4WD	2998	245	333	11.20-	■	
840 i xDrive	discØ 398, M-sport package, Performance M	Gasolina	4WD	2998	245	333	11.20-	■	
840 i (B58 B30 C)	discØ 398, sports package, M technique	Gasolina	RWD	2998	250	340	07.19-	■	
840 i (B58 B30 C)	discØ 398, sports package, Blue Caliper, M technique	Gasolina	RWD	2998	250	340	07.19-10.20	■	
840 i xDrive (B58 B30 C)	discØ 398, sports package, M technique	Gasolina	4WD	2998	250	340	07.19-10.20	■	
840 i xDrive (B58 B30 C)	discØ 398, sports package, M technique, Blue Caliper	Gasolina	4WD	2998	250	340	07.19-	■	
M 850 i xDrive (N63 B44 D)	Eq.V_ S2NHA, discØ 398	Gasolina	4WD	4395	390	530	10.18-	■	
M 850 i xDrive (N63 B44 D)	Eq.V_ S2NHA, discØ 398	Gasolina	4WD	4395	390	530	07.19-	■	
M8 (S63 B44 B)		Gasolina	4WD	4395	441	600	07.19-	■	
M8 (S63 B44 B)		Gasolina	4WD	4395	441	600	11.19-	■	
M8 Competition (S63 B44 B)		Gasolina	4WD	4395	460	625	07.19-	■	
M8 Competition (S63 B44 B)		Gasolina	4WD	4395	460	625	11.19-	■	
840 d Mild-Hybrid xDrive (B57 D30 B)	discØ 398, M-sport package, Performance M	Diesel/el éc.	4WD	2993	250	340	11.20-	■	
840 d Mild-Hybrid xDrive (JA1)	discØ 398, M-sport package, Performance M	Diesel/el éc.	4WD	2993	250	340	11.20-	■	
840 d Mild-Hybrid xDrive (B57 D30 B)	discØ 398, M-sport package, Performance M	Diesel/el éc.	4WD	2993	250	340	11.20-	■	
840 d Mild-Hybrid xDrive (JA1)	discØ 398, M-sport package, Performance M	Diesel/el éc.	4WD	2993	250	340	11.20-	■	
840 d xDrive (B57 D30 B)	Eq.V_ S2NHA, M technique	Diesel	4WD	2993	235	320	07.18-10.20	■	
840 d xDrive (B57 D30 B)	Eq.V_ S2NHA, Blue Caliper, M technique	Diesel	4WD	2993	235	320	07.19-10.20	■	
<b>X5 IV (G05) 11.19-</b>					<b>SUV Van (Luxury Crossover SUV-J Segment)</b>				
xDrive 40 i (B58 B30 C)		Gasolina	4WD	2998	250	340	11.19-03.23	■	
xDrive 30 d (B57 D30 A)	Performance M, discØ 398	Diesel	4WD	2993	195	265	11.19-03.23	■	
<b>X5 IV (G05, F95) 08.18-</b>					<b>SUV (Luxury Crossover SUV-J Segment)</b>				
xDrive 30 i		Gasolina	4WD	1998	195	265	09.19-12.21	■	
sDrive 40 i		Gasolina	RWD	2998	250	340	08.19-03.23	■	
xDrive 40 i (B58 B30 C)		Gasolina	4WD	2998	250	340	08.18-03.23	■	
xDrive 50 i (N63 B44 D)		Gasolina	4WD	4395	340	462	08.18-07.19	■	
xDrive M50 i (N63 B44 D)		Gasolina	4WD	4395	390	530	08.19-03.23	■	
M (S63 B44 B)		Gasolina	4WD	4395	441	600	12.19-03.23	■	
M Competition (S63 B44 B)		Gasolina	4WD	4395	460	625	12.19-	■	
xDrive 45 e Plug-in-Hybrid (B58 B30 C)		Gasol./el éc.	4WD	2998	155	211	06.19-	■	

# LISTA DE APLICACIONES - BUYERS GUIDE

xDrive 45 e Plug-in-Hybrid (B58 B30 C)		Gasol./el éc.	4WD	2998	210	286	06.19-	■
xDrive 45 e Plug-in-Hybrid (B58 B30 C)		Gasol./el éc.	4WD	2998	235	320	06.19-03.23	■
xDrive 40 i Mild-Hybrid	discØ 398, Performance M	Gasol./el éc.	4WD	2998	245	333	12.20-03.23	■
xDrive 45 e Plug-in Hybrid (B58 B30 C)		Gasol./el éc.	4WD	2998	290	394	06.19-03.23	■
M Competition Mild Hybrid		Gasol./el éc.	4WD	4395	460	625	04.23-	■
xDrive 30 d Mild-Hybrid (B57 D30 B)	discØ 398, Performance M	Diesel/el éc.	4WD	2993	183	249	08.20-	■
xDrive 30 d Mild-Hybrid (JA1)	discØ 398, Performance M	Diesel/el éc.	4WD	2993	183	249	08.20-	■
xDrive 30 d Mild-Hybrid (B57 D30 B)	discØ 398, Performance M	Diesel/el éc.	4WD	2993	210	286	08.20-	■
xDrive 30 d Mild-Hybrid (JA1)	discØ 398, Performance M	Diesel/el éc.	4WD	2993	210	286	08.20-	■
xDrive 30 d Mild-Hybrid		Diesel/el éc.	4WD	2993	219	298	04.23-	■
xDrive 40 d Mild-Hybrid (B57 D30 B)	discØ 398	Diesel/el éc.	4WD	2993	250	340	05.20-	■
xDrive 40 d Mild-Hybrid (JA1)	discØ 398	Diesel/el éc.	4WD	2993	250	340	05.20-	■
xDrive 25 d (B47 D20 B)		Diesel	4WD	1995	155	211	08.19-03.23	■
xDrive 25 d (B47 D20 B)		Diesel	4WD	1995	170	231	08.19-03.23	■
xDrive 30 d (B57 D30 A)		Diesel	4WD	2993	183	249	08.18-07.20	■
xDrive 30 d (B57 D30 A)		Diesel	4WD	2993	195	265	08.18-07.20	■
xDrive M 50 d (B57 D30 C)		Diesel	4WD	2993	294	400	08.18-03.23	■
<b>X6 III (G06, F96) 08.19-</b>					<b>SUV (Luxury Crossover SUV-J Segment)</b>			
sDrive 40 i		Gasolina	RWD	2998	250	340	08.19-	■
xDrive 40 i (B58 B30 C)		Gasolina	4WD	2998	250	340	08.19-03.23	■
xDrive M50 i (N63 B44 D)		Gasolina	4WD	4395	390	530	08.19-03.23	■
M (S63 B44 B)		Gasolina	4WD	4395	441	600	12.19-03.23	■
M Competition (S63 B44 B)		Gasolina	4WD	4395	460	625	12.19-03.23	■
xDrive 40 i Mild-Hybrid	discØ 398, Performance M	Gasol./el éc.	4WD	2998	245	333	12.20-03.23	■
xDrive 40 i Mild Hybrid		Gasol./el éc.	4WD	2998	280	381	04.23-	■
M Competition		Gasol./el éc.	4WD	4395	460	625	04.23-	■
xDrive 30 d Mild-Hybrid (B57 D30 B)	discØ 395, Performance M	Diesel/el éc.	4WD	2993	155	211	08.20-	■
xDrive 30 d Mild-Hybrid (JA1)	discØ 395, Performance M	Diesel/el éc.	4WD	2993	155	211	08.20-	■
xDrive 30 d Mild-Hybrid		Diesel/el éc.	4WD	2993	164	223	04.23-	■
xDrive 30 d Mild-Hybrid (B57 D30 B)	discØ 395, Performance M	Diesel/el éc.	4WD	2993	183	249	08.20-	■
xDrive 30 d Mild-Hybrid (JA1)	discØ 395, Performance M	Diesel/el éc.	4WD	2993	183	249	08.20-	■
xDrive 30 d Mild-Hybrid (B57 D30 B)	discØ 395, Performance M	Diesel/el éc.	4WD	2993	210	286	08.20-03.23	■
xDrive 30 d Mild-Hybrid (JA1)	discØ 395, Performance M	Diesel/el éc.	4WD	2993	210	286	08.20-03.23	■
xDrive 30 d Mild-Hybrid		Diesel/el éc.	4WD	2993	219	298	04.23-	■
xDrive 40 d Mild-Hybrid (B57 D30 B)	discØ 398	Diesel/el éc.	4WD	2993	250	340	05.20-03.23	■
xDrive 40 d Mild-Hybrid (JA1)	discØ 398	Diesel/el éc.	4WD	2993	250	340	05.20-03.23	■
xDrive 30 d (B57 D30 A)		Diesel	4WD	2993	155	211	08.19-07.20	■
xDrive 30 d (B57 D30 A)		Diesel	4WD	2993	183	249	08.19-07.20	■
xDrive 30 d (B57 D30 A)		Diesel	4WD	2993	195	265	08.19-07.20	■
xDrive M 50 d (B57 D30 C)		Diesel	4WD	2993	294	400	08.19-03.23	■

# LISTA DE APLICACIONES - BUYERS GUIDE

<b>X7 (G07) 03.19-</b>					<b>SUV (Luxury Crossover SUV-J Segment)</b>			
xDrive M50 i (N63 B44 D)		Gasolina	4WD	4395	390	530	07.19-	■
xDrive M 60 i Mild Hybrid		Gasol./el éc.	4WD	4395	390	530	07.22-	■
<b>ROLLS-ROYCE</b>								
<b>CULLINAN (RR31) 08.18-</b>					<b>SUV (Luxury Crossover SUV-J Segment)</b>			
V12 (N74 B68 A)		Gasolina	4WD	6749	420	571	08.18-	■
V12 (N74 B68 A)		Gasolina	4WD	6749	441	600	08.19-	■
<b>GHOST II (RR21) 08.20-</b>					<b>Saloon (Luxury car-F Segment)</b>			
V12 (N74 B68 A)	discØ 398	Gasolina	4WD	6749	420	571	08.20-	■
V12 (N74 B68 A)	discØ 398	Gasolina	4WD	6749	420	571	08.20-	■
<b>PHANTOM VIII (RR11, RR12) 09.17-</b>					<b>Saloon (Luxury car-F Segment)</b>			
V12, V12 EWB (N74 B68 A)		Gasolina	RWD	6749	420	571	09.17-	■