

LISTA DE APLICACIONES - BUYERS GUIDE

182317

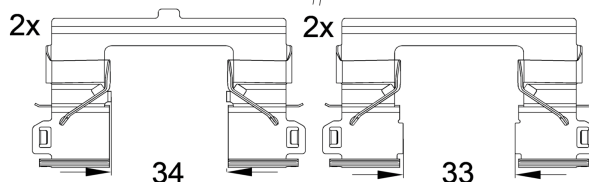
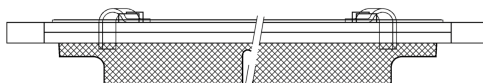
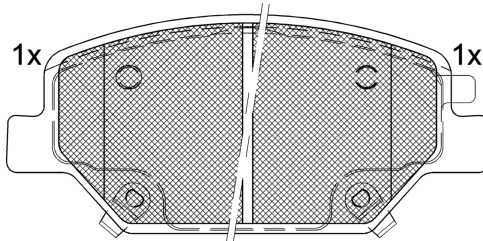
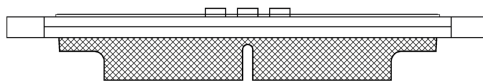
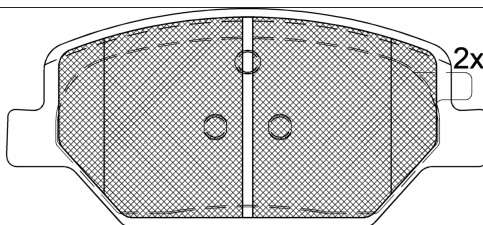


8 424073 184191

Qty: 300

Weight: 2.065

O.E.M.	MAKE
2314 5358	BUICK (SGM)
2330 3281	CHEVROLET
84 120 877	VAUXHALL
8425 9368	BUICK (SGM)
8432 8264	BUICK
8437 8582	CADILLAC



1-Ref. 690499 E

182317

E 9 90R-02A0111/4899



Ate - Teves

141.95x64.5x19.3

WVA	FMSI
22138	D1886-9114
22139	
22140	

MAKE
BUICK
BUICK (SGM)
CADILLAC
CHEVROLET
HOLDEN
OPEL
VAUXHALL



Trac.	CC	Kw	CV	Hourglass icon	Front / Rear car icon
-------	----	----	----	----------------	-----------------------

BUICK

ENVISION (X_26) 03.16-					Closed Off-Road Vehicle (Compact SUV-J Segment)			
2.0		Gasolina	FWD	1998	188	256	03.16-	■
2.5 Flex		Gasolina	FWD	2457	147	200	05.16-	■

BUICK (SGM)

ENVISION (CP4) 10.14-					Closed Off-Road Vehicle (Compact SUV-J Segment)			
20T 1.5		Gasolina	FWD	1490	124	169	04.15-	■
20T 1.5 4WD		Gasolina	4WD	1490	124	169	04.15-	■
2.0 Alas 4 ruedas		Gasolina	FWD	1998	191	260	10.14-	■

LACROSSE III 04.10-					Saloon (Executive car-E Segment)			
2.0 Turbo	01/16-	Gasolina	FWD	1998	162	220	01.11-	■
2.0 Turbo	01/16-	Gasolina	FWD	1998	187	254	06.13-	■
2.4	01/16-	Gasolina	FWD	2384	137	186	01.11-	■
2.4 Hybrid	01/16-	Gasol./el éc.	FWD	2384	137	186	08.11-	■

REGAL III (EG7) 07.17-					Saloon (Large family car-D Segment)			
20t	Rim 17	Gasolina	FWD	1490	125	170	07.17-	■
28T	Rim 17	Gasolina	FWD	10998	192	261	07.17-	■
30 H	Rim 17	Gasol./el éc.	FWD	1796	94	128	07.17-	■

CADILLAC

XT4 03.18-					SUV (Luxury Crossover SUV-J Segment)			
2.0 (LSY)		Gasolina	FWD	1998	177	241	03.18-	■
2.0 AWD (LSY)		Gasolina	4WD	1998	177	241	03.18-	■

LISTA DE APLICACIONES - BUYERS GUIDE

CHEVROLET

CAMARO VI 09.15-					Convertible (Pony car-F Segment)			
2.0 Turbo (LTG)		Gasolina	RWD	1998	202	275	08.16-	■
CAMARO VI 09.15-					Coupe (Pony car-F Segment)			
2.0 Turbo		Gasolina	RWD	1998	175	238	01.16-	■
2.0 Turbo (LTG)		Gasolina	RWD	1998	202	275	08.16-	■

HOLDEN

COMMODORE (ZB) 10.17-					Estate (Executive car-E Segment)			
2.0	Rim 17	Gasolina	FWD	1998	191	260	10.17-	■
3.6 V6	Rim 17	Gasolina	FWD	3640	235	320	10.17-	■
COMMODORE (ZB) 10.17-					Hatchback (Executive car-E Segment)			
2.0	Rim 17	Gasolina	FWD	1998	191	260	10.17-	■
3.6 V6	Rim 17	Gasolina	FWD	3640	235	320	10.17-	■
2.0 D	Rim 17	Diesel	FWD	1956	125	170	10.17-	■
2.0 D	Rim 17	Diesel	FWD	1956	125	170	10.17-	■

OPEL

INSIGNIA B Country Tourer (Z18) 06.17-					Estate (Executive car-E Segment)			
1.5 (47) (B 15 SFT)	Eq.V_ J17/J61, Rim 17, -ch L1999999	Gasolina	FWD	1490	121	165	06.17-	■
1.5 (47) (D 15 SFT)	Eq.V_ J17/J61, Rim 17, -ch L1999999	Gasolina	FWD	1490	121	165	06.17-	■
1.6 Turbo (47) (D 16 SHT)	Eq.V_ J17/J61, Rim 17, -ch L1999999	Gasolina	FWD	1598	147	200	06.18-	■
2.0 4x4 (47) (B 20 NFT)	Rim 17	Gasolina	4WD	1998	191	260	06.17-	■
2.0 4x4 (47) (D 20 NFT)	Rim 17	Gasolina	4WD	1998	191	260	06.17-	■
2.0 CDTi (47) (D 20 DTH)	Eq.V_ J17/J61, Rim 17, -ch L1999999	Diesel	FWD	1956	125	170	06.17-	■
2.0 CDTi 4x4 (47) (D 20 DTH)	Eq.V_ J17/J61, Rim 17, -ch L1999999	Diesel	4WD	1956	125	170	06.17-	■
2.0 BiTurbo Diesel 4x4 (68) (D 20 DTR)	Rim 17	Diesel	4WD	1956	154	210	01.18-	■
INSIGNIA B Grand Sport (Z18) 03.17-					Hatchback (Executive car-E Segment)			
1.4 Turbo (68) (F 14 SHL)	Eq.V_ J17/J61, Rim 17, -ch L1999999	Gasolina	FWD	1342	107	145	04.20-	■
1.4 Turbo (68) (F 14 SHT)	Eq.V_ J17/J61, Rim 17, -ch L1999999	Gasolina	FWD	1342	107	145	04.20-	■
1.5 (68) (B 15 SFL)	Eq.V_ J17/J61, Rim 17, -ch L1999999	Gasolina	FWD	1490	103	140	03.17-	■
1.5 (68) (D 15 SFL)	Eq.V_ J17/J61, Rim 17, -ch L1999999	Gasolina	FWD	1490	103	140	03.17-	■
1.5 (68) (B 15 SFT)	Eq.V_ J17/J61, Rim 17, -ch L1999999	Gasolina	FWD	1490	121	165	03.17-	■
1.5 (68) (D 15 SFT)	Eq.V_ J17/J61, Rim 17, -ch L1999999	Gasolina	FWD	1490	121	165	03.17-	■
1.6 Turbo (68) (D 16 SHT)	Eq.V_ J17/J61, Rim 17, -ch L1999999	Gasolina	FWD	1598	147	200	06.18-	■
2.0 (68)	Rim 17	Gasolina	FWD	1998	147	200	04.20-	■
2.0 GSi 4x4 (68)	Rim 17	Gasolina	4WD	1998	169	230	04.20-	■
2.0 4x4 (68) (B 20 NFT)	Rim 17	Gasolina	4WD	1998	191	260	03.17-	■
2.0 4x4 (68) (D 20 NFT)	Rim 17	Gasolina	4WD	1998	191	260	03.17-	■
1.5 CDTi (68) (F 15 DVH)	Eq.V_ J17/J61, Rim 17, -ch L1999999	Diesel	FWD	1496	90	122	02.20-	■
1.6 CDTi (68) (B 16 DTE)	Eq.V_ J17/J61, Rim 17, -ch L1999999	Diesel	FWD	1598	81	110	03.17-	■
1.6 CDTi (68) (D 16 DTE)	Eq.V_ J17/J61, Rim 17, -ch L1999999	Diesel	FWD	1598	81	110	03.17-	■
1.6 CDTi (68) (D 16 DTN)	Eq.V_ J17/J61, Rim 17, -ch L1999999	Diesel	FWD	1598	81	110	03.17-	■

LISTA DE APLICACIONES - BUYERS GUIDE

1.6 CDTi (68) (B 16 DTH)	Eq.V_ J17/J61, Rim 17, -ch L1999999	Diesel	FWD	1598	100	136	03.17-	■
1.6 CDTi (68) (D 16 DTH)	Eq.V_ J17/J61, Rim 17, -ch L1999999	Diesel	FWD	1598	100	136	03.17-	■
2.0 CDTi (68) (B 20 DTH)	Eq.V_ J17/J61, Rim 17, -ch L1999999	Diesel	FWD	1956	125	170	03.17-	■
2.0 CDTi (68) (D 20 DTH)	Eq.V_ J17/J61, Rim 17, -ch L1999999	Diesel	FWD	1956	125	170	03.17-	■
2.0 CDTi 4x4 (68) (D 20 DTH)	Eq.V_ J17/J61, Rim 17, -ch L1999999	Diesel	4WD	1956	125	170	03.17-	■
2.0 CDTi (68)	Rim 17	Diesel	FWD	1956	128	174	04.20-	■
2.0 CDTi 4x4 (68)	Rim 17	Diesel	4WD	1956	128	174	04.20-	■
2.0 BiTurbo Diesel 4x4 (68) (D 20 DTR)	Rim 17	Diesel	4WD	1956	154	210	03.17-	■

INSIGNIA B Sports Tourer (Z18) 03.17-

Estate (Executive car-E Segment)

1.5 (35) (B 15 SFL)	Eq.V_ J17/J61, Rim 17, -ch L1999999	Gasolina	FWD	1490	103	140	03.17-	■
1.5 (35) (D 15 SFL)	Eq.V_ J17/J61, Rim 17, -ch L1999999	Gasolina	FWD	1490	103	140	03.17-	■
1.5 (35) (B 15 SFT)	Eq.V_ J17/J61, Rim 17, -ch L1999999	Gasolina	FWD	1490	121	165	03.17-	■
1.5 (35) (D 15 SFT)	Eq.V_ J17/J61, Rim 17, -ch L1999999	Gasolina	FWD	1490	121	165	03.17-	■
1.6 Turbo (35) (D 16 SHT)	Eq.V_ J17/J61, Rim 17, -ch L1999999	Gasolina	FWD	1598	147	200	06.18-	■
2.0 (35)	Rim 17	Gasolina	FWD	1998	147	200	04.20-	■
2.0 4x4 (35)	Rim 17	Gasolina	4WD	1998	169	230	04.20-	■
2.0 4x4 (35) (B 20 NFT)	Rim 17	Gasolina	4WD	1998	191	260	03.17-	■
2.0 4x4 (35) (D 20 NFT)	Rim 17	Gasolina	4WD	1998	191	260	03.17-	■
1.5 CDTi (35) (F 15 DVH)	Eq.V_ J17/J61, Rim 17, -ch L1999999	Diesel	FWD	1496	90	122	02.20-	■
1.6 CDTi (35) (B 16 DTE)	Eq.V_ J17/J61, Rim 17, -ch L1999999	Diesel	FWD	1598	81	110	03.17-	■
1.6 CDTi (35) (D 16 DTE)	Eq.V_ J17/J61, Rim 17, -ch L1999999	Diesel	FWD	1598	81	110	03.17-	■
1.6 CDTi (35) (D 16 DTN)	Eq.V_ J17/J61, Rim 17, -ch L1999999	Diesel	FWD	1598	81	110	03.17-	■
1.6 CDTi (35) (B 16 DTH)	Eq.V_ J17/J61, Rim 17, -ch L1999999	Diesel	FWD	1598	100	136	03.17-	■
1.6 CDTi (35) (D 16 DTH)	Eq.V_ J17/J61, Rim 17, -ch L1999999	Diesel	FWD	1598	100	136	03.17-	■
2.0 CDTi (35) (B 20 DTH)	Eq.V_ J17/J61, Rim 17, -ch L1999999	Diesel	FWD	1956	125	170	03.17-	■
2.0 CDTi (35) (D 20 DTH)	Eq.V_ J17/J61, Rim 17, -ch L1999999	Diesel	FWD	1956	125	170	03.17-	■
2.0 CDTi 4x4 (35) (D 20 DTH)	Eq.V_ J17/J61, Rim 17, -ch L1999999	Diesel	4WD	1956	125	170	03.17-	■
2.0 BiTurbo Diesel 4x4 (68) (D 20 DTR)	Rim 17	Diesel	4WD	1956	154	210	03.17-	■
2.0 CDTi (35)	Rim 17	Diesel	FWD	1995	128	174	04.20-	■

INSIGNIA B Sports Tourer Combi Van (Z18) 03.17-

Estate Van (Executive car-E Segment)

CDTi ECOTEC (B 16 DTH)	Eq.V_ J17/J61, Rim 17, -ch L1999999	Diesel	FWD	1598	100	136	03.17-	■
CDTi ECOTEC (D 16 DTH)	Eq.V_ J17/J61, Rim 17, -ch L1999999	Diesel	FWD	1598	100	136	03.17-	■

VAUXHALL

INSIGNIA Mk II (B) (Z18) 03.17-

Hatchback (Executive car-E Segment)

1.5 (68) (B 15 SFL)	Eq.V_ J17/J61, Rim 17, -ch L1999999	Gasolina	FWD	1490	103	140	03.17-	■
1.5 (68) (D 15 SFL)	Eq.V_ J17/J61, Rim 17, -ch L1999999	Gasolina	FWD	1490	103	140	03.17-	■
1.5 (68) (B 15 SFT)	Eq.V_ J17/J61, Rim 17, -ch L1999999	Gasolina	FWD	1490	121	165	03.17-	■
1.5 (68) (D 15 SFT)	Eq.V_ J17/J61, Rim 17, -ch L1999999	Gasolina	FWD	1490	121	165	03.17-	■

LISTA DE APLICACIONES - BUYERS GUIDE

1.6 Turbo (68) (D 16 SHT)	Eq.V_ J17/J61, Rim 17, -ch L1999999	Gasolina	FWD	1598	147	200	06.18-	■	
2.0 4x4 (68) (B 20 NFT)	Rim 17	Gasolina	4WD	1998	191	260	03.17-	■	
1.6 D (68) (B 16 DTE)	Eq.V_ J17/J61, Rim 17, -ch L1999999	Diesel	FWD	1598	81	110	03.17-	■	
1.6 D (68) (D 16 DTE)	Eq.V_ J17/J61, Rim 17, -ch L1999999	Diesel	FWD	1598	81	110	03.17-	■	
1.6 D (68) (D 16 DTN)	Eq.V_ J17/J61, Rim 17, -ch L1999999	Diesel	FWD	1598	81	110	03.17-	■	
1.6 D (68) (B 16 DTH)	Eq.V_ J17/J61, Rim 17, -ch L1999999	Diesel	FWD	1598	100	136	03.17-	■	
1.6 D (68) (D 16 DTH)	Eq.V_ J17/J61, Rim 17, -ch L1999999	Diesel	FWD	1598	100	136	03.17-	■	
2.0 D (68) (B 20 DTH)	Eq.V_ J17/J61, Rim 17, -ch L1999999	Diesel	FWD	1956	125	170	03.17-	■	
2.0 D (68) (D 20 DTH)	Eq.V_ J17/J61, Rim 17, -ch L1999999	Diesel	FWD	1956	125	170	03.17-	■	
2.0 GSi 4x4 (68) (D 20 DTR)	Rim 17	Diesel	4WD	1956	154	209	07.17-	■	
2.0 D 4x4 (68)	Rim 17	Diesel	4WD	1995	128	174	02.20-	■	
INSIGNIA Mk II (B) Country Tourer (Z18) 03.17-							Estate (Executive car-E Segment)		
2.0 D (47) (D 20 DTH)	Eq.V_ J17/J61, Rim 17, -ch L1999999	Diesel	FWD	1956	125	170	03.17-	■	
2.0 D 4x4 (47) (B 20 DTH)	Eq.V_ J17/J61, Rim 17, -ch L1999999	Diesel	4WD	1956	125	170	09.17-	■	
2.0 D 4x4 (47) (D 20 DTH)	Eq.V_ J17/J61, Rim 17, -ch L1999999	Diesel	4WD	1956	125	170	09.17-	■	
2.0 GSi 4x4 (47) (D 20 DTR)	Rim 17, Eq.V_ J17,J61	Diesel	4WD	1956	154	209	07.17-	■	
INSIGNIA Mk II (B) Sports Tourer (Z18) 03.17-							Estate (Executive car-E Segment)		
1.5 (35) (B 15 SFL)	Eq.V_ J17/J61, Rim 17, -ch L1999999	Gasolina	FWD	1490	103	140	03.17-	■	
1.5 (35) (D 15 SFL)	Eq.V_ J17/J61, Rim 17, -ch L1999999	Gasolina	FWD	1490	103	140	03.17-	■	
1.5 (35) (B 15 SFT)	Eq.V_ J17/J61, Rim 17, -ch L1999999	Gasolina	FWD	1490	121	165	03.17-	■	
1.5 (35) (D 15 SFT)	Eq.V_ J17/J61, Rim 17, -ch L1999999	Gasolina	FWD	1490	121	165	03.17-	■	
1.6 Turbo (35) (D 16 SHT)	Eq.V_ J17/J61, Rim 17, -ch L1999999	Gasolina	FWD	1598	147	200	06.18-	■	
2.0 4x4 (35) (B 20 NFT)	Rim 17	Gasolina	4WD	1998	191	260	03.17-	■	
1.6 D (35) (B 16 DTE)	Eq.V_ J17/J61, Rim 17, -ch L1999999	Diesel	FWD	1598	81	110	03.17-	■	
1.6 D (35) (D 16 DTE)	Eq.V_ J17/J61, Rim 17, -ch L1999999	Diesel	FWD	1598	81	110	03.17-	■	
1.6 D (35) (D 16 DTN)	Eq.V_ J17/J61, Rim 17, -ch L1999999	Diesel	FWD	1598	81	110	03.17-	■	
1.6 D (35) (B 16 DTH)	Eq.V_ J17/J61, Rim 17, -ch L1999999	Diesel	FWD	1598	100	136	03.17-	■	
1.6 D (35) (D 16 DTH)	Eq.V_ J17/J61, Rim 17, -ch L1999999	Diesel	FWD	1598	100	136	03.17-	■	
2.0 D (35) (B 20 DTH)	Eq.V_ J17/J61, Rim 17, -ch L1999999	Diesel	FWD	1956	125	170	03.17-	■	
2.0 D (35) (D 20 DTH)	Eq.V_ J17/J61, Rim 17, -ch L1999999	Diesel	FWD	1956	125	170	03.17-	■	
2.0 GSi 4x4 (35) (D 20 DTR)	Rim 17	Diesel	4WD	1956	154	209	07.17-	■	