

LISTA DE APLICACIONES - BUYERS GUIDE

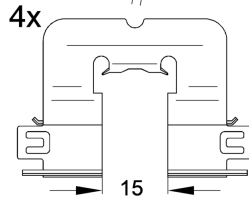
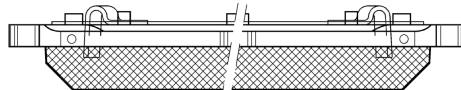
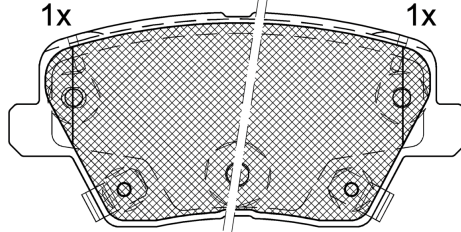
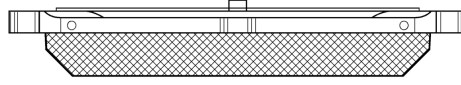
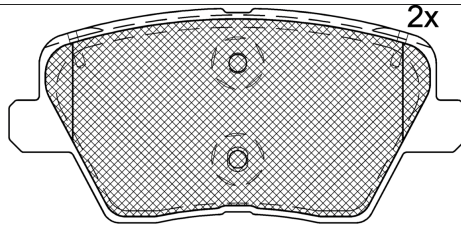
182318



8 424073 184214

Qty: 300

Weight: 1.000



1-Ref. 690477 E

182318

E 9 90R-02A0111/4997



Mobis

104.7x49x15.5

WVA

22675

22676

22677

MAKE

HYUNDAI

KIA



Trac.

CC

Kw

CV



Front / Rear

HYUNDAI

HYUNDAI							Hatchback Van (Compact car-C Segment)			
i30 III (PDE) 11.16-										
1.0 T-GDI (G3LC)	not elec.brak.detent	Gasolina	FWD	998	88	120	11.16-		■	
1.4 T-GDI (G4LD)	not elec.brak.detent	Gasolina	FWD	1353	103	140	11.16-12.20		■	
i30 III (PDE, PD, PDEN) 11.16-							Hatchback (Compact car-C Segment)			
1.0 T-GDI (G3LC)	not elec.brak.detent	Gasolina	FWD	998	88	120	11.16-		■	
1.0 T-GDI (G3LC)	not elec.brak.detent	Gasolina	FWD	998	88	120	06.17-		■	
1.4 T-GDI (G4LD)	not elec.brak.detent	Gasolina	FWD	1353	103	140	11.16-12.20		■	
1.4 T-GDI (G4LD)	not elec.brak.detent	Gasolina	FWD	1353	103	140	06.17-		■	
1.4 MPI	not elec.brak.detent	Gasolina	FWD	1368	73	99	11.16-		■	
1.4 MPI (G4LC)	not elec.brak.detent	Gasolina	FWD	1368	74	100	11.16-12.20		■	
1.5 (G4LG)	not elec.brak.detent	Gasolina	FWD	1498	81	110	06.20-		■	
1.0 T-GDI hybrid 48V (G3LC)	not elec.brak.detent	Gasol./el éc.	FWD	998	88	120	03.20-		■	
1.0 T-GDI hybrid 48V (G3LC)	not elec.brak.detent	Gasol./el éc.	FWD	998	88	120	06.20-		■	
1.5 T-GDI Hybrid 48V (G4LH)	not elec.brak.detent, Rim 14	Gasol./el éc.	FWD	1482	118	160	03.20-		■	
1.5 T-GDI Hybrid 48V (G4LH)	not elec.brak.detent, Rim 14	Gasol./el éc.	FWD	1482	118	160	03.20-		■	
1.6 CRDi hybrid 48V (D4FE)	not elec.brak.detent	Diesel/el éc.	FWD	1598	100	136	03.20-		■	
1.6 CRDi hybrid 48V (D4FE)	not elec.brak.detent	Diesel/el éc.	FWD	1598	100	136	03.20-		■	
1.6 CRDI (D4FB)	not elec.brak.detent	Diesel	FWD	1582	70	95	11.16-		■	
1.6 CRDI (D4FB)	not elec.brak.detent	Diesel	FWD	1582	81	110	11.16-		■	
1.6 CRDI (D4FB)	not elec.brak.detent	Diesel	FWD	1582	100	136	11.16-		■	
1.6 CRDI (D4FB)	not elec.brak.detent	Diesel	FWD	1582	100	136	12.17-01.22		■	

LISTA DE APLICACIONES - BUYERS GUIDE

1.6 CRDI (D4FE)	not elec.brak.detent	Diesel	FWD	1598	70	95	08.18-	■	
1.6 CRDI (D4FE)	not elec.brak.detent	Diesel	FWD	1598	81	110	08.18-	■	
1.6 CRDI (D4FE)	not elec.brak.detent	Diesel	FWD	1598	85	116	08.18-	■	
1.6 CRDI (D4FE)	not elec.brak.detent	Diesel	FWD	1598	100	136	08.18-	■	
1.6 CRDI	not elec.brak.detent	Diesel	FWD	1598	100	136	09.18-	■	
i30 III Combi Van (PDE) 03.17-					Estate Van (Compact car-C Segment)				
1.0 T-GDI (G3LC)	not elec.brak.detent	Gasolina	FWD	998	88	120	03.17-	■	
1.4 T-GDI (G4LD)	not elec.brak.detent	Gasolina	FWD	1353	103	140	03.17-12.20	■	
1.6 CRDi VGT (D4FB)	not elec.brak.detent	Diesel	FWD	1582	81	110	03.17-	■	
1.6 CRDi VGT (D4FB)	not elec.brak.detent	Diesel	FWD	1582	100	136	03.17-	■	
i30 III CW (PDE) 03.17-					Estate (Compact car-C Segment)				
1.0 T-GDI (G3LC)	not elec.brak.detent	Gasolina	FWD	998	88	120	03.17-	■	
1.4 T-GDI (G4LD)	not elec.brak.detent	Gasolina	FWD	1353	103	140	03.17-12.20	■	
1.4 MPI (G4LC)	not elec.brak.detent	Gasolina	FWD	1368	73	100	05.17-	■	
1.4 MPI	not elec.brak.detent	Gasolina	FWD	1368	74	101	03.17-12.20	■	
1.5 (G4LG)	not elec.brak.detent	Gasolina	FWD	1498	81	110	06.20-	■	
1.0 T-GDI hybrid 48V (G3LC)	not elec.brak.detent	Gasol./el éc.	FWD	998	88	120	03.20-	■	
1.5 T-GDI Hybrid 48V (G4LH)	not elec.brak.detent, Rim 14	Gasol./el éc.	FWD	1482	118	160	03.20-	■	
1.6 CRDi hybrid 48V (D4FE)	not elec.brak.detent	Diesel/el éc.	FWD	1598	100	136	03.20-	■	
1.6 CRDI (D4FB)	not elec.brak.detent	Diesel	FWD	1582	81	110	03.17-	■	
1.6 CRDI (D4FB)	not elec.brak.detent	Diesel	FWD	1582	94	128	08.18-	■	
1.6 CRDI (D4FB)	not elec.brak.detent	Diesel	FWD	1582	100	136	03.17-	■	
1.6 CRDI (D4FE)	not elec.brak.detent	Diesel	FWD	1598	81	110	08.18-	■	
1.6 CRDI (D4FE)	not elec.brak.detent	Diesel	FWD	1598	85	116	08.18-	■	
1.6 CRDI (D4FE)	not elec.brak.detent	Diesel	FWD	1598	100	136	08.18-	■	
KIA									
CEE'D III (CD) 03.18-					Hatchback (Compact car-C Segment)				
1.0 T-GDI (G3LC)	not elec.brak.detent	Gasolina	FWD	998	74	101	09.19-	■	
1.0 T-GDI (G3LC)	not elec.brak.detent	Gasolina	FWD	998	88	120	03.18-	■	
1.4 T-GDI (G4LD)	not elec.brak.detent	Gasolina	FWD	1353	103	140	03.18-12.20	■	
1.4 (G4LC)	not elec.brak.detent	Gasolina	FWD	1368	73	99	03.18-12.20	■	
1.5 T-GDI		Gasolina	FWD	1482	103	140	02.24-	■	
1.5 T-GDI	not elec.brak.detent	Gasolina	FWD	1482	118	160	01.21-	■	
1.6 (G4FG)	not elec.brak.detent	Gasolina	FWD	1591	94	128	03.18-	■	
1.6 T-GDI GT (G4FJ)	not elec.brak.detent	Gasolina	FWD	1591	150	204	10.18-	■	
1.4 LPG (G4LC)	not elec.brak.detent	Gasol./Gas (LPG)	FWD	1368	71	97	12.18-12.20	■	
1.0 T-GDI 100 Eco-Dynamics+		Gasol./el éc.	FWD	998	74	101	01.21-	■	
1.0 T-GDI MHEV		Gasol./el éc.	FWD	998	88	120	10.21-	■	
1.5 T-GDi MHEV		Gasol./el éc.	FWD	1482	103	140	02.24-	■	
1.5 T-GDI Eco-Dynamics+		Gasol./el éc.	FWD	1482	118	160	01.21-	■	
1.6 CRDi 115 Eco-Dynamics+ (D4FE)	not elec.brak.detent	Diesel/el éc.	FWD	1598	85	116	12.19-	■	
1.6 CRDi 136 Eco-Dynamics+ (D4FE)	not elec.brak.detent	Diesel/el éc.	FWD	1598	100	136	12.19-	■	
1.6 CRDi 115 (D4FE)	not elec.brak.detent	Diesel	FWD	1598	85	116	03.18-	■	
1.6 CRDi 136 (D4FE)	not elec.brak.detent	Diesel	FWD	1598	100	136	03.18-	■	

LISTA DE APLICACIONES - BUYERS GUIDE

CEE'D III Combi Van (CD) 03.18-					Estate Van (Compact car-C Segment)			
T-GDI (G3LC)	not elec.brak.detent	Gasolina	FWD	998	88	120	05.18-	■
1.4 T-GDI (G4LD)	not elec.brak.detent	Gasolina	FWD	1353	103	140	04.18-12.20	■
CRDi 115 (D4FE)	not elec.brak.detent	Diesel	FWD	1598	85	116	05.18-	■
CRDi 136 (D4FE)	not elec.brak.detent	Diesel	FWD	1598	100	136	05.18-	■
CEE'D III Sport Wagon (CD) 03.18-					Estate (Compact car-C Segment)			
1.0 T-GDI (G3LC)	not elec.brak.detent	Gasolina	FWD	998	74	101	09.19-	■
1.0 T-GDI (G3LC)	not elec.brak.detent	Gasolina	FWD	998	88	120	05.18-	■
1.4 T-GDI (G4LD)	not elec.brak.detent	Gasolina	FWD	1353	103	140	04.18-12.20	■
1.4 (G4LC)	not elec.brak.detent	Gasolina	FWD	1368	73	99	04.18-12.20	■
1.5 T-GDI		Gasolina	FWD	1482	103	140	02.24-	■
1.5 T-GDI	not elec.brak.detent	Gasolina	FWD	1482	118	160	01.21-	■
1.6 (G4FG)	not elec.brak.detent	Gasolina	FWD	1591	94	128	05.18-	■
1.4 LPG (G4LC)	not elec.brak.detent	Gasol./Gas (LPG)	FWD	1368	71	97	12.18-12.20	■
1.0 T-GDI 100 Eco-Dynamics+		Gasol./eléc.	FWD	998	74	101	04.22-	■
1.0 T-GDi Eco-Dynamics+		Gasol./eléc.	FWD	998	88	120	07.21-	■
1.5 T-GDi MHEV		Gasol./eléc.	FWD	1482	103	140	02.24-	■
1.5 T-GDI Eco-Dynamics+		Gasol./eléc.	FWD	1482	118	160	01.21-	■
1.6 CRDi 115 Eco-Dynamics+ (D4FE)	not elec.brak.detent	Diesel/eléc.	FWD	1598	85	116	12.19-	■
1.6 CRDi 136 Eco-Dynamics+ (D4FE)	not elec.brak.detent	Diesel/eléc.	FWD	1598	100	136	12.19-	■
1.6 CRDi 115 (D4FE)	not elec.brak.detent	Diesel	FWD	1598	85	116	05.18-	■
1.6 CRDi 136 (D4FE)	not elec.brak.detent	Diesel	FWD	1598	100	136	05.18-	■
CEE'D III Van (CD) 03.18-					Hatchback Van (Compact car-C Segment)			
T-GDI (G3LC)	not elec.brak.detent	Gasolina	FWD	998	88	120	03.18-	■
1.4 T-GDI (G4LD)	not elec.brak.detent	Gasolina	FWD	1353	103	140	03.18-12.20	■
T-GDI GT (G4FJ)	not elec.brak.detent	Gasolina	FWD	1591	150	204	10.18-	■
CRDi 115 (D4FE)	not elec.brak.detent	Diesel	FWD	1598	85	116	03.18-	■
CRDi 136 (D4FE)	not elec.brak.detent	Diesel	FWD	1598	100	136	03.18-	■
PRO CEE'D III (CD) 10.18-					Estate Van (Compact car-C Segment)			
1.4 T-GDI (G4LD)	not elec.brak.detent	Gasolina	FWD	1353	103	140	10.18-12.20	■
1.6 T-GDI GT (G4FJ)	not elec.brak.detent	Gasolina	FWD	1591	150	204	10.18-	■
1.6 CRDi 136 (D4FE)	not elec.brak.detent	Diesel	FWD	1598	100	136	10.18-	■
PRO CEE'D III (CD) 10.18-					Estate (Compact car-C Segment)			
1.0 T-GDI		Gasolina	FWD	998	73	99	02.24-	■
1.0 T-GDI (G3LC)	not elec.brak.detent	Gasolina	FWD	998	88	120	10.18-	■
1.4 T-GDI (G4LD)	not elec.brak.detent	Gasolina	FWD	1353	103	140	10.18-12.20	■
1.5 T-GDI		Gasolina	FWD	1482	103	140	02.24-	■
1.5 T-GDI	not elec.brak.detent	Gasolina	FWD	1482	118	160	01.21-	■
1.6 T-GDI (G4FJ)	not elec.brak.detent	Gasolina	FWD	1591	147	200	10.18-	■
1.6 T-GDI GT (G4FJ)	not elec.brak.detent	Gasolina	FWD	1591	150	204	10.18-	■
1.5 T-GDi MHEV		Gasol./eléc.	FWD	1482	103	140	02.24-	■
1.5 T-GDI Eco-Dynamics+		Gasol./eléc.	FWD	1482	118	160	01.21-	■
1.6 CRDi 136 Eco-Dynamics+ (D4FE)	not elec.brak.detent	Diesel/eléc.	FWD	1598	100	136	12.19-	■
1.6 CRDi 136 (D4FE)	not elec.brak.detent	Diesel	FWD	1598	100	136	10.18-	■

LISTA DE APLICACIONES - BUYERS GUIDE

XCEED (CD) 06.19-					SUV Van (Compact SUV-J Segment)			
1.4 T-GDI (G4LD)	not elec.brak.detent	Gasolina	FWD	1353	103	140	06.19-12.20	■
1.6 T-GDI (G4FJ)	not elec.brak.detent	Gasolina	FWD	1591	150	204	06.19-	■
1.6 CRDI (D4FE)	not elec.brak.detent	Diesel	FWD	1598	100	136	06.19-	■
XCEED (CD) 06.19-					SUV (Compact SUV-J Segment)			
1.0 T-GDI		Gasolina	FWD	998	74	101	02.24-	■
1.0 T-GDI (G3LC)	not elec.brak.detent	Gasolina	FWD	998	88	120	06.19-	■
1.4 T-GDI (G4LD)	not elec.brak.detent	Gasolina	FWD	1353	103	140	06.19-12.20	■
1.5 T-GDI		Gasolina	FWD	1482	103	140	02.24-	■
1.5 T-GDI	not elec.brak.detent	Gasolina	FWD	1482	118	160	01.21-	■
1.6 T-GDI (G4FJ)	not elec.brak.detent	Gasolina	FWD	1591	147	200	09.19-	■
1.6 T-GDI (G4FJ)	not elec.brak.detent	Gasolina	FWD	1591	150	204	06.19-	■
1.0 T-GDi LPG		Gasol./Gas (LPG)	FWD	998	86	117	05.21-	■
1.0 T-GDI MHEV		Gasol./eléc.	FWD	998	88	120	08.21-	■
1.5 T-GDi MHEV		Gasol./eléc.	FWD	1482	103	140	02.24-	■
1.5 T-GDi MHEV		Gasol./eléc.	FWD	1482	118	160	01.21-	■
1.6 CRDi 115 Eco-Dynamics+ (D4FE)	not elec.brak.detent	Diesel/eléc.	FWD	1598	85	116	12.19-	■
1.6 CRDi 136 Eco-Dynamics+ (D4FE)	not elec.brak.detent	Diesel/eléc.	FWD	1598	100	136	12.19-	■
1.6 CRDi 115 (D4FE)	not elec.brak.detent	Diesel	FWD	1598	85	116	06.19-	■
1.6 CRDi 136 (D4FE)	not elec.brak.detent	Diesel	FWD	1598	100	136	06.19-	■