

# LISTA DE APLICACIONES - BUYERS GUIDE

## 182322

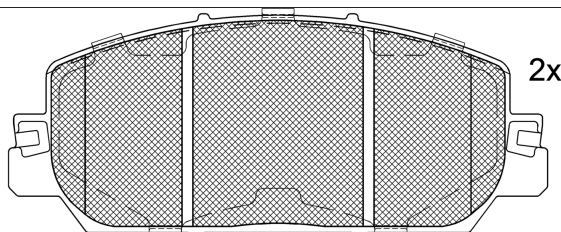


8 424073 184733

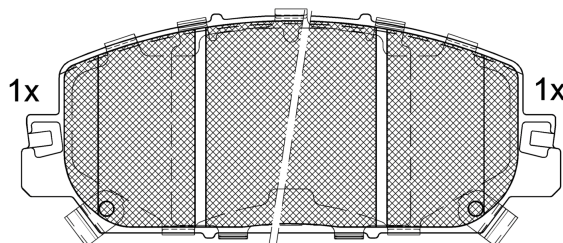
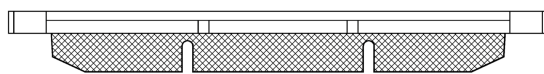
Qty: 300

Weight: 2.160

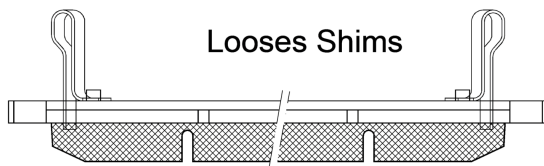
O.E.M.	MAKE
45022-TLA-A01	HONDA
45022-TLA-A10	HONDA
45022-TMC-T01	HONDA
45022-TRN-H00	ACURA
45022-TRT-A00	HONDA
45022-TRT-J01	HONDA



Loose Shim



Looses Shims



8x

1-Ref. 640256 E

## 182322



E 90R-02A0111/5336

Advics

148.8x61.8x17.7

WVA	FMSI
22620	D2036-8840
22621	
22622	
22797	
22798	
<b>MAKE</b>	
ACURA (GAC)	
HONDA	
HONDA (DONGFENG)	
HONDA (GAC)	



Trac.	CC	Kw	CV
-------	----	----	----



Front / Rear

### ACURA (GAC)

#### CDX 07.16-

#### SUV (Compact car-C Segment)

1.5	Gasolina	FWD	1498	134	182	07.16-	■
1.5 AWD	Gasolina	4WD	1498	134	182	07.16-	■
CDX 2.0 Hybrid	Gasol./el éc.	FWD	1993	107	145	04.18-	■

### HONDA

#### CLARITY II (ZC\_) 10.16-

#### Saloon (Large family car-D Segment)

FCV	Gasolina	FWD		103	140	10.16-	■
-----	----------	-----	--	-----	-----	--------	---

#### CR-V V (RW\_, RT\_) 12.16-

#### SUV (Compact SUV-J Segment)

1.5 VTEC (RW1) (L15BY)	Gasolina	FWD	1498	127	173	08.17-	■
1.5 VTEC AWD (RW2) (L15BY)	Gasolina	4WD	1498	127	173	08.17-	■
1.5 (RW1)	Gasolina	FWD	1498	138	188	12.16-	■
1.5 (RW1) (L15B7)	Gasolina	FWD	1498	140	190	05.17-	■
1.5 (RW1) (L15BG)	Gasolina	FWD	1498	140	190	05.17-	■
1.5 (RW1) (L15BY)	Gasolina	FWD	1498	140	190	05.17-	■
1.5 AWD (RW2) (L15B7)	Gasolina	4WD	1498	140	190	05.17-	■
1.5 AWD (RW2) (L15BY)	Gasolina	4WD	1498	140	190	05.17-	■
1.5 (RW1)	Gasolina	FWD	1498	142	193	12.16-	■
1.5 AWD (RW2) (L15BE)	Gasolina	4WD	1498	142	193	12.16-	■
1.5 AWD (RW2) (L15BG)	Gasolina	4WD	1498	142	193	12.16-	■
1.5 AWD (RW2) (L15BH)	Gasolina	4WD	1498	142	193	12.16-	■
1.5 AWD (RW2) (L15BY)	Gasolina	4WD	1498	142	193	12.16-	■
2.0 i-VTEC AWD (RW4) (R20Z9)	Gasolina	4WD	1997	110	150	09.17-	■
2.4 (K24W9)	Gasolina	FWD	2356	135	184	12.16-	■

# LISTA DE APLICACIONES - BUYERS GUIDE

2.4 AWD (K24W9)	Gasolina	4WD	2356	135	184	12.16-	■
2.4 i-VTEC AWD (RW6) (K24W9)	Gasolina	4WD	2356	137	186	09.17-	■
2.0 e-CVT Hybrid AWD (RT6) (LFB1)	Gasol./el éc.	4WD	1993	107	145	12.18-	■
2.0 e-CVT Hybrid (RT5) (LFB1)	Gasol./el éc.	FWD	1993	158	215	12.18-	■
2.0 e-CVT Hybrid AWD (RT6)	Gasol./el éc.	4WD	1993	158	215	02.19-08.23	■
<b>HONDA (DONGFENG)</b>							
<b>CR-V V (RT_, RW_, RY_) 07.17-</b>				<b>Closed Off-Road Vehicle (Compact SUV-J Segment)</b>			
240TURBO	Gasolina	FWD	1498	142	193	07.17-	■
240 Turbo AWD	Gasolina	FWD	1498	142	193	07.17-	■
<b>HONDA (GAC)</b>							
<b>BREEZE (RY_) 11.19-</b>				<b>SUV ()</b>			
240T	Gasolina	FWD	1498	142	193	11.19-	■
240T AWD	Gasolina	4WD	1498	142	193	11.19-	■
HEV (LFB11)	Gasol./el éc.	FWD	1993	107	145	11.19-	■
HEV (LFB11)	Gasol./el éc.	FWD	1993	158	215	11.19-	■