

LISTA DE APLICACIONES - BUYERS GUIDE

182331

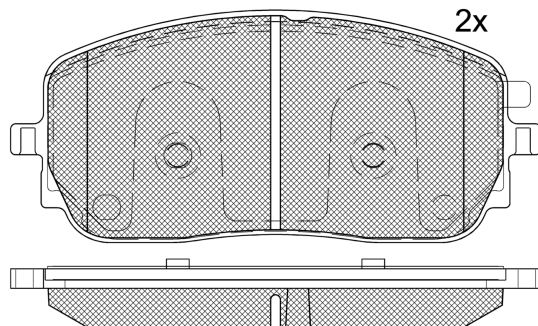
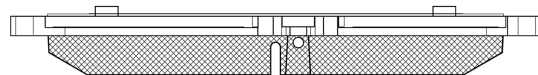
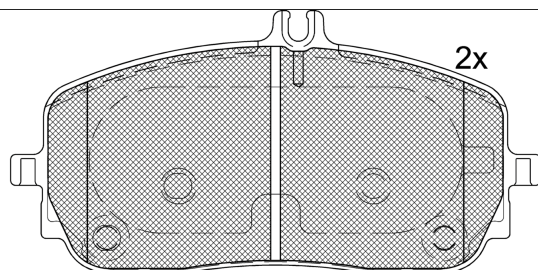


8 424073 185143

Qty: 300

Weight: 3.055

O.E.M.	MAKE
000 420 12 03	MERCEDES-BENZ
000 420 22 05	MERCEDES-BENZ
000 420 29 05	MERCEDES-BENZ
000 420 39 05	MERCEDES-BENZ
000 420 48 02	MERCEDES-BENZ
000 420 49 02	MERCEDES-BENZ
000 420 54 03	MERCEDES-BENZ
000 420 56 03	MERCEDES-BENZ
000 420 66 03	MERCEDES-BENZ
000 420 72 00	MERCEDES-BENZ
000 420 74 00	MERCEDES-BENZ
000 420 80 02	MERCEDES-BENZ
000 420 99 02	MERCEDES-BENZ



8x



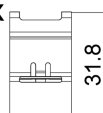
1-Ref. 640252 E

4x



2-Ref. 690174 E

8x



1-Ref. 690518 E

182331



90R-02A0111/5269



Chassis Brake Int. (Bosch)

163.25x71.6x18.7

163.25x80.9x18.7

WVA

22703

22704

22944

22945

FMSI

D2209-9449

MAKE

MERCEDES-BENZ

MERCEDES-BENZ (BBDC)



Trac.	CC	Kw	CV
-------	----	----	----



Front / Rear

MERCEDES-BENZ

A-Class IV (W177) 03.18-						Hatchback (Compact car-C Segment)			
A 160 (177.082) (M 282.914)	AMG Sports Package, sports package, SA U29	Gasolina	FWD	1332	80	109	06.18-	■	
A 180 (177.084) (M 282.914)	AMG Sports Package, sports package, SA U29	Gasolina	FWD	1332	100	136	06.18-	■	
A 200 (177.087) (M 282.914)	AMG Sports Package, sports package, SA U29	Gasolina	FWD	1332	110	150	06.18-	■	
A 200 (177.087) (M 282.914)	AMG Sports Package, Performance brakes, sports package, SA U29	Gasolina	FWD	1332	120	163	03.18-	■	
A 200 4-matic (177.088) (M 282.914)	SA U29, sports package	Gasolina	4WD	1332	120	163	10.20-	■	
A 220 (177.044) (M 260.920)	SA 950 sports package, SA U29	Gasolina	FWD	1991	140	190	07.18-	■	
A 220 4-matic (177.045) (M 260.920)	AMG Sports Package	Gasolina	4WD	1991	140	190	07.18-10.19	■	
A 250 (177.046) (M 260.920)	AMG Sports Package, Performance brakes	Gasolina	FWD	1991	165	224	03.18-	■	
A 250 4-matic (177.047) (M 260.920)	AMG Sports Package	Gasolina	4WD	1991	165	224	07.18-	■	
AMG A 35 4-matic (177.051) (M 260.920)	SA U29	Gasolina	4WD	1991	225	306	09.18-	■	
AMG A 45 4-matic+ (177.053) (M 139.980)		Gasolina	4WD	1991	285	387	07.19-	■	
AMG A 45 S 4-matic+ (177.054) (M 139.980)		Gasolina	4WD	1991	310	421	07.19-	■	
A 180 Mild-Hybrid (177.184)		Gasol./el éc.	FWD	1332	100	136	10.22-	■	
A 250 e (177.086) (M 282.914)		Gasol./el éc.	FWD	1332	118	160	08.19-	■	
A 200 Mild-Hybrid (177.187)		Gasol./el éc.	FWD	1332	120	163	10.22-	■	
A 250 e (177.085)		Gasol./el éc.	FWD	1332	160	218	10.22-	■	
A 250 e (177.086) (M 282.914)		Gasol./el éc.	FWD	1332	160	218	08.19-	■	

LISTA DE APLICACIONES - BUYERS GUIDE

A 220 Mild-Hybrid 4-matic (177.145)		Gasol./el éc.	4WD	1991	140	190	10.22-	■
A 250 Mild-Hybrid 4-matic (177.147)		Gasol./el éc.	4WD	1991	165	224	10.22-	■
AMG A 35 Mild Hybrid 4-matic (177.051)		Gasol./el éc.	4WD	1991	225	306	10.22-	■
A 160 d (177.002) (OM 608.915)		Diesel	FWD	1461	70	95	05.19-	■
A 180 d (177.003) (OM 608.915)	AMG Sports Package, Performance brakes, sports package, SA U29	Diesel	FWD	1461	85	116	03.18-	■
A 180 d (177.010) (OM 654.820)	SA U29, sports package	Diesel	FWD	1950	85	116	10.20-	■
A 180 d (177.010) (OM 654.920)	SA U29, sports package	Diesel	FWD	1950	85	116	10.20-	■
A 200 d (177.012) (OM 654.920)	sports package, SA U29	Diesel	FWD	1950	110	150	11.18-	■
A 200 d 4-matic (177.013) (OM 654.920)		Diesel	4WD	1950	110	150	10.19-	■
A 220 d (177.014) (OM 654.920)	SA 950, sports package, SA U29	Diesel	FWD	1950	140	190	11.18-	■
A 220 d 4-matic (177.015) (OM 654.920)	AMG Sports Package	Diesel	4WD	1950	140	190	10.19-	■
A-Class IV (V177) 09.18-					Saloon (Compact car-C Segment)			
A 180 (177.184) (M 282.914)		Gasolina	FWD	1332	100	136	04.19-	■
A 200 (177.187) (M 282.914)	AMG Sports Package, Performance brakes, sports package	Gasolina	FWD	1332	110	150	09.18-	■
A 200 (177.187) (M 282.914)	AMG Sports Package, Performance brakes, sports package	Gasolina	FWD	1332	120	163	09.18-	■
A 200 4-matic (177.188) (M 282.914)	SA U29, sports package	Gasolina	4WD	1332	120	163	10.20-	■
A 220 (177.144) (M 260.920)	AMG Sports Package	Gasolina	FWD	1991	140	190	01.19-	■
A 220 4-matic (177.145) (M 260.920)	AMG Sports Package, SA 950, sports package, SA U29	Gasolina	4WD	1991	140	190	09.18-	■
A 250 (177.146) (M 260.920)	AMG Sports Package, Performance brakes	Gasolina	FWD	1991	165	224	09.18-	■
A 250 4-matic (177.147) (M 260.920)	AMG Sports Package	Gasolina	4WD	1991	165	224	09.18-	■
AMG A 35 4-matic (177.151) (M 260.920)		Gasolina	4WD	1991	225	306	03.19-	■
A 180 Mild-Hybrid (177.184)		Gasol./el éc.	FWD	1332	100	136	10.22-	■
A 250 e (177.186) (M 282.914)		Gasol./el éc.	FWD	1332	118	160	08.19-	■
A 200 Mild-Hybrid (177.187)		Gasol./el éc.	FWD	1332	120	163	10.22-	■
A 250 e (177.185)		Gasol./el éc.	FWD	1332	160	218	10.22-	■
A 250 e (177.186) (M 282.914)		Gasol./el éc.	FWD	1332	160	218	08.19-	■
A 220 Mild-Hybrid 4-matic (177.145)		Gasol./el éc.	4WD	1991	140	190	10.22-	■
A 250 Mild-Hybrid 4-matic (177.147)		Gasol./el éc.	4WD	1991	165	224	10.22-	■
AMG A 35 Mild-Hybrid 4-matic (177.151)		Gasol./el éc.	4WD	1991	225	306	10.22-	■
A 160 d (177.102) (OM 608.915)		Diesel	FWD	1461	70	95	10.19-	■
A 180 d (177.103) (OM 608.915)	AMG Sports Package, Performance brakes, sports package, SA U29	Diesel	FWD	1461	85	116	09.18-	■
A 180 d (177.110) (OM 654.820)	SA U29, sports package	Diesel	FWD	1950	85	116	10.20-	■
A 180 d (177.110) (OM 654.920)	SA U29, sports package	Diesel	FWD	1950	85	116	10.20-	■
A 200 d (177.112) (OM 654.920)		Diesel	FWD	1950	110	150	08.19-	■
A 200 d 4-matic (177.113) (OM 654.920)		Diesel	4WD	1950	110	150	10.19-	■
A 220 d (177.114) (OM 654.920)	AMG Sports Package	Diesel	FWD	1950	140	190	08.19-	■
A 220 d 4-matic (177.115) (OM 654.920)	AMG Sports Package	Diesel	4WD	1950	140	190	10.19-	■
B-Class III Sports Tourer (W247) 12.18-					Hatchback (Compact MPV-M1 Segment)			
B 160 (247.082) (M 282.914)		Gasolina	FWD	1332	80	109	04.19-	■
B 180 (247.084) (M 282.914)	M-sport package, sports package, SA U29	Gasolina	FWD	1332	100	136	12.18-	■

LISTA DE APLICACIONES - BUYERS GUIDE

B 200 (247.087) (M 282.914)		Gasolina	FWD	1332	110	150	01.19-	■
B 200 (247.087) (M 282.914)	M-sport package, sports package, SA U29	Gasolina	FWD	1332	120	163	12.18-	■
B 200 4-matic (247.088) (M 282.914)	sports package, SA u29	Gasolina	4WD	1332	120	163	10.20-	■
B 220 (247.044) (M 260.920)	AMG Sports Package	Gasolina	FWD	1991	140	190	04.19-	■
B 220 4-matic (247.045) (M 260.920)	AMG Sports Package, SA 950, sports package, SA U29	Gasolina	4WD	1991	140	190	01.19-	■
B 250 (247.046) (M 260.920)	M-sport package	Gasolina	FWD	1991	165	224	01.19-	■
B 250 4-matic (247.047) (M 260.920)	M-sport package	Gasolina	4WD	1991	165	224	01.19-	■
B 250 e (247.086) (M 282.914)		Gasol./el éc.	FWD	1332	118	160	06.20-	■
B 250 e (247.085)		Gasol./el éc.	FWD	1332	160	218	11.22-	■
B 250 e (247.086) (M 282.914)		Gasol./el éc.	FWD	1332	160	218	06.20-	■
B 220 Mild-Hybrid 4-matic (247.045)		Gasol./el éc.	4WD	1991	140	190	10.22-	■
B 250 Mid Hybrid 4-matic (247.047)		Gasol./el éc.	4WD	1991	165	224	10.22-	■
B 160 d (247.002) (OM 608.915)	M-sport package	Diesel	FWD	1461	70	95	05.19-	■
B 180 d (247.003) (OM 608.915)	M-sport package, sports package, SA U29	Diesel	FWD	1461	85	116	12.18-	■
B 180 d (247.010) (OM 654.820)	sports package, SA u29	Diesel	FWD	1950	85	116	10.20-	■
B 180 d (247.010) (OM 654.920)	sports package, SA u29	Diesel	FWD	1950	85	116	10.20-	■
B 200 d (247.012) (OM 654.920)	M-sport package, sports package, SA U29	Diesel	FWD	1950	110	150	12.18-	■
B 200 d 4-matic (247.013) (OM 654.920)		Diesel	4WD	1950	110	150	10.19-09.21	■
B 220 d (247.014) (OM 654.920)	AMG Sports Package, SA 950, sports package, SA U29	Diesel	FWD	1950	140	190	12.18-	■
B 220 d 4-matic (247.015) (OM 654.920)	AMG Sports Package	Diesel	4WD	1950	140	190	10.19-	■
CLA-Class II (C118) 03.19-					Coupe (Compact executive car-D Segment)			
CLA 180 (118.384) (M 282.914)	sports package, SA U29	Gasolina	FWD	1332	100	136	03.19-	■
CLA 200 (118.387) (M 282.914)		Gasolina	FWD	1332	110	150	03.19-	■
CLA 200 (118.387) (M 282.914)	AMG Sports Package, SA 950, sports package, SA U29	Gasolina	FWD	1332	120	163	03.19-	■
CLA 200 4-matic (118.388) (M 282.914)	AMG Sports Package, M-sport package, SA 950 sports package, SA U29	Gasolina	4WD	1332	120	163	10.20-	■
CLA 220 (118.344) (M 260.920)	AMG Sports Package	Gasolina	FWD	1991	140	190	03.19-	■
CLA 220 4-matic (118.345) (M 260.920)	AMG Sports Package	Gasolina	4WD	1991	140	190	03.19-	■
CLA 250 (118.346) (M 260.920)	AMG Sports Package, sports package	Gasolina	FWD	1991	165	224	03.19-	■
CLA 250 4-matic (118.347) (M 260.920)	AMG Sports Package, sports package	Gasolina	4WD	1991	165	224	03.19-	■
AMG CLA 35 4-matic (118.651) (M 260.920)	AMG Sports Package	Gasolina	4WD	1991	225	306	04.19-	■
AMG CLA 45 4-matic+ (118.653) (M 139.980)		Gasolina	4WD	1991	285	387	07.19-	■
AMG CLA 45 S 4-matic+ (118.654) (M 139.980)		Gasolina	4WD	1991	310	421	07.19-	■
CLA 180 Mild-Hybrid (118.684)		Gasol./el éc.	FWD	1332	100	136	03.23-	■
CLA 250 e (118.386) (M 282.914)	SA ME08/ME10	Gasol./el éc.	FWD	1332	118	160	06.20-	■
CLA 200 Mild-Hybrid (118.687)		Gasol./el éc.	FWD	1332	120	163	03.23-	■
CLA 250 e (118.385)		Gasol./el éc.	FWD	1332	160	218	03.23-	■
CLA 250 e (118.386) (M 282.914)	AMG Sports Package, sports package, SA ME08/ME10	Gasol./el éc.	FWD	1332	160	218	06.20-	■
CLA 220 Mild-Hybrid 4-matic (118.345)		Gasol./el éc.	4WD	1991	140	190	03.23-	■
CLA 250 Mild-Hybrid 4-matic (118.347)		Gasol./el éc.	4WD	1991	165	224	03.23-	■
AMG CLA 35 Mild-Hybrid 4-matic (118.651)		Gasol./el éc.	4WD	1991	225	306	03.23-	■

LISTA DE APLICACIONES - BUYERS GUIDE

CLA 180 d (118.303) (OM 608.915)	sports package	Diesel	FWD	1461	85	116	03.19-	■
CLA 180 d (118.310) (OM 654.820)	M-sport package, SA U28 sports package, SA U29 AMG Sports Package, SA 952	Diesel	FWD	1950	85	116	10.20-	■
CLA 180 d (118.310) (OM 654.920)	M-sport package, SA U28 sports package, SA U29 AMG Sports Package, SA 952	Diesel	FWD	1950	85	116	10.20-	■
CLA 200 d (118.312) (OM 654.920)		Diesel	FWD	1950	110	150	04.19-	■
CLA 200 d 4-matic (118.313) (OM 654.920)	sports package, AMG Sports Package, M-sport package	Diesel	4WD	1950	110	150	04.19-	■
CLA 220 d (118.314) (OM 654.920)	AMG Sports Package	Diesel	FWD	1950	140	190	04.19-	■
CLA 220 d 4-matic (118.315) (OM 654.920)	sports package, AMG Sports Package, M-sport package	Diesel	4WD	1950	140	190	07.20-	■
CLA-Class II Shooting Brake (X118) 06.19-					Estate (Compact executive car-D Segment)			
CLA 180 (118.684) (M 282.914)	M-sport package, AMG Sports Package	Gasolina	FWD	1332	100	136	06.19-	■
CLA 200 (118.687) (M 282.914)		Gasolina	FWD	1332	110	150	06.19-	■
CLA 200 (118.687) (M 282.914)	M-sport package, AMG Sports Package	Gasolina	FWD	1332	120	163	06.19-	■
CLA 220 (118.644) (M 260.920)	M-sport package	Gasolina	FWD	1991	140	190	06.19-	■
CLA 250 (118.646) (M 260.920)	M-sport package	Gasolina	FWD	1991	165	224	06.19-	■
CLA 250 4-matic (118.647) (M 260.920)	M-sport package	Gasolina	4WD	1991	165	224	06.19-	■
AMG CLA 35 4-matic (118.651) (M 260.920)	M-sport package	Gasolina	4WD	1991	225	306	06.19-	■
CLA 180 Mild-Hybrid (118.684)		Gasol./el éc.	FWD	1332	100	136	03.23-	■
CLA 250 e (118.686) (M 282.914)	SA ME08/ME10	Gasol./el éc.	FWD	1332	118	160	06.20-	■
CLA 200 Mild-Hybrid (118.687)		Gasol./el éc.	FWD	1332	120	163	03.23-	■
CLA 250 e (118.685)		Gasol./el éc.	FWD	1332	160	218	03.23-	■
CLA 250 e (118.686) (M 282.914)	AMG Sports Package, sports package, SA ME08/ME10	Gasol./el éc.	FWD	1332	160	218	06.20-	■
CLA 250 Mild Hybrid 4-matic (118.647)		Gasol./el éc.	4WD	1991	165	224	03.23-	■
AMG CLA 35 Mild-Hybrid 4-matic (118.651)		Gasol./el éc.	4WD	1991	225	306	03.23-	■
CLA 180 d (118.603) (OM 608.915)	M-sport package	Diesel	FWD	1461	85	116	06.19-	■
CLA 180 d (118.610) (OM 654.820)	AMG Sports Package, SA 950 sports package, SA u29	Diesel	FWD	1950	85	116	10.20-	■
CLA 180 d (118.610) (OM 654.920)	AMG Sports Package, SA 950 sports package, SA u29	Diesel	FWD	1950	85	116	10.20-	■
CLA 200 d (118.612) (OM 654.920)	M-sport package, AMG Sports Package	Diesel	FWD	1950	110	150	06.19-	■
CLA 200 d 4-matic (118.613) (OM 654.920)	AMG Sports Package	Diesel	4WD	1950	110	150	10.19-	■
CLA 220 d (118.614) (OM 654.920)	M-sport package	Diesel	FWD	1950	140	190	06.19-	■
CLA 220 d 4-matic (118.615) (OM 654.920)	AMG Sports Package	Diesel	4WD	1950	140	190	10.19-	■
EQA (H243) 02.21-					SUV (Compact Crossover CUV-C Segment)			
EQA 250 (243.701)		Eléctrico	FWD		140	190	02.21-	■
EQA 250+ (243.702)		Eléctrico	FWD		140	190	03.22-	■
EQA 300 4-matic (243.708, 243.709)		Eléctrico	4WD		168	228	05.21-	■
EQA 350 4-matic (243.713)		Eléctrico	4WD		215	292	05.21-	■
EQA 350 4-matic (243.713)		Eléctrico	4WD		215	292	06.24-	■
EQB (X243) 09.21-					SUV (Luxury Crossover CUV-J Segment)			
EQB 250 (243.601)		Eléctrico	FWD		140	190	02.22-	■
EQB 250+ (243.602)		Eléctrico	FWD		140	190	09.22-	■
EQB 300 4-matic (243.608, 243.609)		Eléctrico	4WD		168	228	12.21-	■
EQB 350 4-matic (243.613)		Eléctrico	4WD		215	292	12.21-08.24	■
EQB 350 4-matic (243.613)		Eléctrico	4WD		215	292	06.24-	■

LISTA DE APLICACIONES - BUYERS GUIDE

G-Class (W463) 01.18-					Closed Off-Road Vehicle (Off-Road SUV-J Segment)			
G 500 (463.260, 463.261) (M 176.980)	SA XZ9,X20	Gasolina	4WD	3982	310	422	01.18-	■
AMG G 63 (463.276, 463.277) (M 177.980)		Gasolina	4WD	3982	430	585	03.18-	■
G 350 d 4-matic (463.349) (OM 656.929)		Diesel	4WD	2925	210	286	01.19-11.22	■
G 400 d 4-matic (463.350) (OM 656.929)		Diesel	4WD	2925	243	330	07.19-	■
GLA-Class II (H247) 02.20-					SUV (Compact SUV-J Segment)			
GLA 180 (247.784) (M 282.914)	sports package, AMG Sports Package, M-sport package	Gasolina	FWD	1332	100	136	07.20-	■
GLA 200 4-matic (247.788)	SA 950, AMG Sports Package SA U29, sports package	Gasolina	4WD	1332	110	150	01.22-	■
GLA 200 (247.787) (M 282.914)	Eq.V_ ME10, AMG Sports Package, Eq.V_ Sport Brake System, discØ 330	Gasolina	FWD	1332	120	163	02.20-	■
GLA 200 4-matic (247.788) (M 282.914)	sports package, SA U29 AMG Sports Package, SA 950	Gasolina	4WD	1332	120	163	10.20-	■
GLA 250 (247.746) (M 260.920)		Gasolina	FWD	1991	165	224	02.20-	■
GLA 250 4-matic (247.747) (M 260.920)		Gasolina	4WD	1991	165	224	02.20-	■
AMG GLA 35 4-matic (247.751) (M 260.920)	Eq.V_ Sport Brake System	Gasolina	4WD	1991	225	306	06.20-	■
AMG GLA 45 4-matic+ (247.753) (M 139.980)	Eq.V_ Sport Brake System	Gasolina	4WD	1991	285	387	06.20-	■
AMG GLA 45 S 4-matic+ (247.754) (M 139.980)	Eq.V_ Sport Brake System	Gasolina	4WD	1991	310	421	06.20-	■
GLA 180 Mild-Hybrid		Gasol./el éc.	FWD	1332	100	136	03.23-	■
GLA 250 e (247.786) (M 282.914)	SA ME08/ME10, sports package	Gasol./el éc.	FWD	1332	118	160	06.20-	■
GLA 200 Mild-Hybrid (247.787)		Gasol./el éc.	FWD	1332	120	163	03.23-	■
GLA 250 e (247.785)		Gasol./el éc.	FWD	1332	160	218	03.23-	■
GLA 250 e (247.786) (M 282.914)	SA ME08/ME10, sports package	Gasol./el éc.	FWD	1332	160	218	06.20-	■
GLA 220 Mild-Hybrid 4-matic (247.745)		Gasol./el éc.	4WD	1991	140	190	03.23-	■
GLA 250 Mild-Hybrid 4-matic (247.747)		Gasol./el éc.	4WD	1991	165	224	03.23-	■
AMG GLA 35 Mild Hybrid 4-matic (247.751)		Gasol./el éc.	4WD	1991	225	306	03.23-	■
GLA 180 d (247.710) (OM 654.920)	AMG Sports Package, Eq.V_ Sport Brake System	Diesel	FWD	1950	85	116	03.20-	■
GLA 200 d (247.712) (OM 654.920)	M-sport package	Diesel	FWD	1950	110	150	02.20-	■
GLA 200 d 4-matic (247.713) (OM 654.920)	M-sport package	Diesel	4WD	1950	110	150	02.20-	■
GLA 220 d (247.714) (OM 654.920)	M-sport package	Diesel	FWD	1950	140	190	02.20-	■
GLA 220 d 4-matic (247.715) (OM 654.920)	M-sport package	Diesel	4WD	1950	140	190	02.20-	■
GLB-CLASS (X247) 07.19-					SUV (Compact SUV-J Segment)			
GLB 180 (247.684) (M 282.914)		Gasolina	FWD	1332	100	136	04.20-	■
GLB 200 (247.687) (M 282.914)	AMG Sports Package	Gasolina	FWD	1332	120	163	08.19-	■
GLB 200 4-matic (247.688) (M 282.914)	M-sport package, SA U28 AMG Sports Package, SA 950 sports package, SA U29	Gasolina	4WD	1332	120	163	12.19-03.23	■
GLB 250 (247.646) (M 260.920)		Gasolina	FWD	1991	165	224	12.19-	■
GLB 250 4-matic (247.647) (M 260.920)		Gasolina	4WD	1991	165	224	08.19-	■
AMG GLB 35 4-matic (247.651) (M 260.920)	sports package	Gasolina	4WD	1991	225	306	08.19-	■
GLB 180 Mild-Hybrid (247.684)		Gasol./el éc.	FWD	1332	100	136	03.23-	■
GLB 200 Mild-Hybrid (247.687)		Gasol./el éc.	FWD	1332	120	163	03.23-	■
GLB 220 Mild-Hybrid 4-matic (247.645)		Gasol./el éc.	4WD	1991	140	190	03.23-	■
GLB 250 Mild-Hybrid 4-matic (247.647)		Gasol./el éc.	4WD	1991	165	224	03.23-	■
GLB 180 d (247.610) (OM 654.920)	AMG Sports Package	Diesel	FWD	1950	85	116	08.19-	■
GLB 200 d (247.612) (OM 654.920)	sports package	Diesel	FWD	1950	110	150	08.19-	■

LISTA DE APLICACIONES - BUYERS GUIDE

GLB 200 d 4-matic (247.613) (OM 654.920)	sports package	Diesel	4WD	1950	110	150	08.19-	■
GLB 220 d (247.614) (OM 654.920)	sports package	Diesel	FWD	1950	140	190	12.19-	■
GLB 220 d 4-matic (247.615) (OM 654.920)	sports package	Diesel	4WD	1950	140	190	08.19-	■
GLE-Class II (V167) 10.18-					SUV (Executive SUV-J Segment)			
GLE 300 d 4-matic (167.119)		Diesel/el éc.	4WD	1992	198	269	03.23-	■
GLE 300 d 4-matic (167.309)		Diesel/el éc.	4WD	1992	198	269	03.23-	■
GLE 300 d EQ Boost 4-matic (167.309) (OM 654.820)		Diesel/el éc.	4WD	1992	200	272	06.21-03.23	■
GLE 300 d 4-matic (167.119) (OM 654.920)	not sports package	Diesel	4WD	1950	180	245	10.18-03.23	■
GLE 350 d 4-matic (167.121) (OM 656.929)	not sports package	Diesel	4WD	2925	200	272	12.18-05.21	■
GLE 400 d 4-matic (167.123) (OM 656.929)	not sports package	Diesel	4WD	2925	243	330	12.18-03.23	■
GLE 400 d 4-matic (167.323) (OM 656.929)	not sports package	Diesel	4WD	2925	243	330	11.19-03.23	■
MERCEDES-BENZ (BBDC)								
GLA-Class II (H247) 07.20-					SUV (Compact SUV-J Segment)			
GLA 180 (247.784) (M 282.914)	sports package, AMG Sports Package, M-sport package	Gasolina	FWD	1332	100	136	09.20-	■
GLA 200 (247.787) (M 282.914)	Eq.V_ ME10, AMG Sports Package, Eq.V_ Sport Brake System, discØ 330	Gasolina	FWD	1332	120	163	07.20-	■
GLA 200 4-matic (247.788) (M 282.914)	sports package, SA U29, AMG Sports Package, SA 950	Gasolina	4WD	1332	120	163	09.20-	■
GLB (X247) 11.19-					Closed Off-Road Vehicle (Compact SUV-J Segment)			
180 (247.684)		Gasolina	FWD	1332	100	136	04.20-	■