

LISTA DE APLICACIONES - BUYERS GUIDE

182340

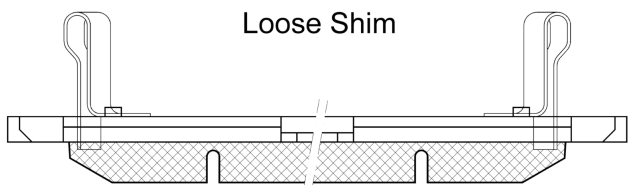
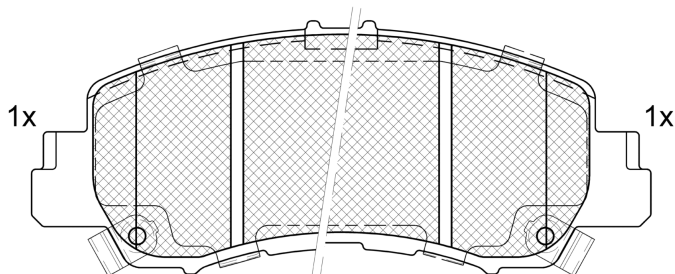
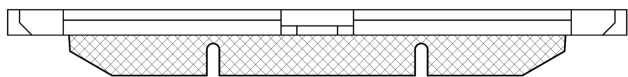
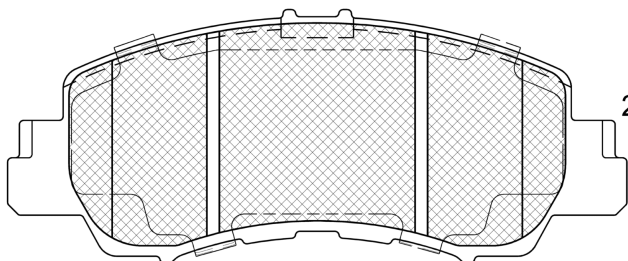


8 424073 188090

Qty: 300

Weight: 1.750

O.E.M.	MAKE
46 05B 481	MITSUBISHI
46 05B 607	MITSUBISHI



182340

E 9 90R-02A0111/5484



Advics

148.8x60.8x15.8

WVA	FMSI
20949	D2178-9423
20969	
21047	
26260	
26261	
MAKE	
MITSUBISHI	
MITSUBISHI (GAC)	



Trac.	CC	Kw	CV
-------	----	----	----



Front / Rear

MITSUBISHI

ECLIPSE CROSS (GK_, GL_) 10.17-

SUV (Compact SUV-J Segment)

1.5 (GK1W) (4B40)	Caliper (1 piston), not Performance brak	Gasolina	FWD	1499	110	150	10.17-	■
1.5 4WD (GK1W)	Caliper (1 piston), not Performance brak	Gasolina	4WD	1499	110	150	10.17-	■
1.5 T-Mivec	Caliper (1 piston), not Performance brak	Gasolina	FWD	1499	112	152	10.17-	■
1.5 T-Mivec 4WD (GK1W) (4B40)	Caliper (1 piston), not Performance brak	Gasolina	4WD	1499	112	152	10.17-	■
1.5 T-Mivec (4B40)	Caliper (1 piston), not Performance brak	Gasolina	FWD	1499	120	163	10.17-	■
1.5 T-Mivec 4WD (4B40)	Caliper (1 piston), not Performance brak	Gasolina	4WD	1499	120	163	10.17-	■
1.5 T-Mivec (GK1W)		Gasolina	FWD	1499	121	165	10.18-	■
1.5 T-Mivec 4WD		Gasolina	4WD	1499	121	165	10.18-	■
2.0		Gasolina	FWD	1998	110	150	05.18-	■
2.0 4WD (GK2W)	Caliper (1 piston)	Gasolina	4WD	1998	110	150	05.18-	■
2.2 DiD 4WD (GK9W) (4N14)	Caliper (1 piston)	Diesel	4WD	2268	109	148	03.19-	■

MITSUBISHI (GAC)

ECLIPSE CROSS 11.18-

Closed Off-Road Vehicle (Executive car-E Segment)

1.5	not Performance brak	Gasolina	FWD	1499	125	170	11.18-	■
1.5 4WD	not Performance brak	Gasolina	4WD	1499	125	170	11.18-	■