

# LISTA DE APLICACIONES - BUYERS GUIDE

## 182375

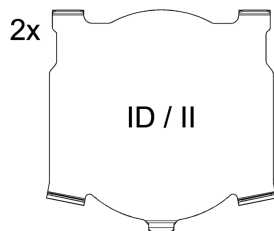
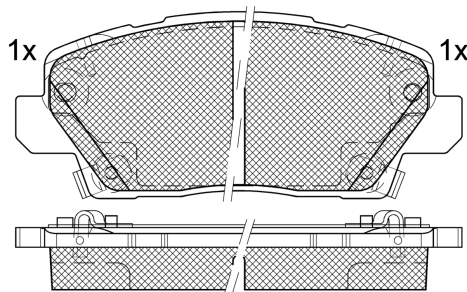
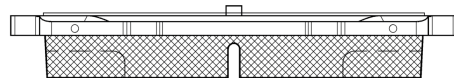
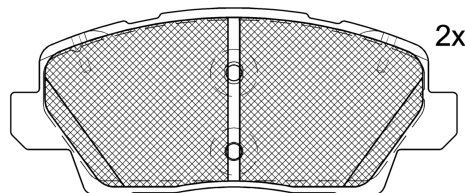


8 424073 194008

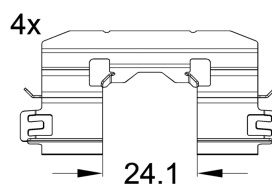
Qty: 300

Weight: 1.070

O.E.M.	MAKE
58101-G6A00	KIA



Ref. 652508



1-Ref. 690551 E

## 182375



90R-02A0111/5545



Mando

113.7x47.6x17.1

**WVA**

26280

26281

26282

**MAKE**

HYUNDAI

KIA



Trac.

CC

Kw

CV



Front / Rear

### HYUNDAI

#### KONA (OS, OSE, OSI) 06.17-

#### SUV Van (Subcompact SUV-B Segment)

1.6 GDI Hybrid (G4LE)	Rim 13	Gasol./el éc.	FWD	1580	77	105	06.19-	■
-----------------------	--------	---------------	-----	------	----	-----	--------	---

#### KONA (OS, OSE, OSI) 06.17-

#### SUV (Subcompact SUV-B Segment)

1.6 GDI Hybrid (G4LE)	Rim 13	Gasol./el éc.	FWD	1580	77	105	06.19-	■
-----------------------	--------	---------------	-----	------	----	-----	--------	---

### KIA

#### PICANTO III / MORNING / EURO STAR (JA) 03.17-

#### Hatchback (City car-A Segment)

1.0 (G3LA)	Rim 13	Gasolina	FWD	998	49	67	03.17-	■
1.0 (G3LD)	Rim 13	Gasolina	FWD	998	49	67	03.17-	■
1.0 (G3LA)	Rim 13	Gasolina	FWD	998	51	69	03.17-	■
1.0		Gasolina	FWD	998	56	76	03.17-	■
1.0 LPG (G3LA)	Rim 13	Gasol./G as (LPG)	FWD	998	48	65	11.18-	■
1.0 LPG (G3LD)	Rim 13	Gasol./G as (LPG)	FWD	998	48	65	11.18-	■

#### PICANTO III Runner / MORNING / EURO STAR (JA) 03.17-

#### Hatchback Van (City car-A Segment)

1.0 MPi	Rim 13	Gasolina	FWD	998	49	67	11.18-	■
---------	--------	----------	-----	-----	----	----	--------	---