

LISTA DE APLICACIONES - BUYERS GUIDE

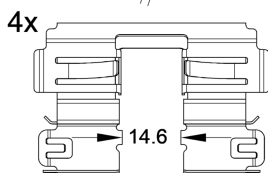
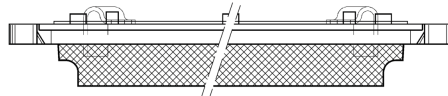
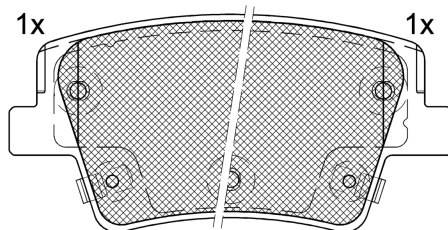
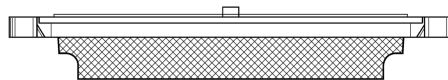
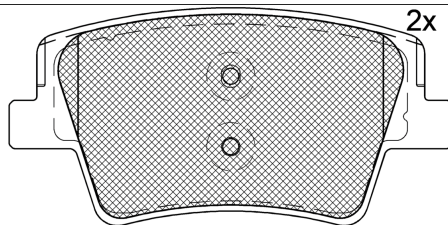
182379



8 424073 194350

Qty: 300

Weight: 930



1-Ref. 690563 E

182379

E 9 90R-02A0111/5403



Mando

110.4x54.2x16.1

WVA

24000

24312

24313

MAKE

HYUNDAI

HYUNDAI (BEIJING)



Trac.	CC	Kw	CV
-------	----	----	----



Front / Rear

HYUNDAI

SANTA FE IV (TM) 02.18-						SUV Van (Executive SUV-J Segment)			
2.2 CRDi (D4HB)	not elec.brak.detent	Diesel	FWD	2199	147	200	07.18-11.20		■
2.2 CRDi AWD (D4HB)	not elec.brak.detent	Diesel	4WD	2199	147	200	07.18-11.20		■
SANTA FE IV (TM, TMA) 02.18-						SUV (Executive SUV-J Segment)			
2.0 AWD	not elec.brak.detent	Gasolina	4WD	1998	173	235	02.18-		■
2.0 T-GDI (G4KH)	not elec.brak.detent	Gasolina	FWD	1998	173	235	02.18-		■
2.4 (G4KE)	not elec.brak.detent	Gasolina	FWD	2359	127	173	07.18-		■
2.4 AWD (G4KE)	not elec.brak.detent	Gasolina	4WD	2359	127	173	07.18-07.20		■
2.4 GDI	not elec.brak.detent	Gasolina	FWD	2359	136	185	07.18-		■
2.4 GDI AWD (G4KJ)	not elec.brak.detent	Gasolina	4WD	2359	136	185	07.18-07.20		■
2.4 GDI	not elec.brak.detent	Gasolina	FWD	2359	138	188	07.18-		■
2.4 GDI AWD (G4KJ)	not elec.brak.detent	Gasolina	4WD	2359	138	188	07.18-07.20		■
3.5 MPI AWD (G6DC)	not elec.brak.detent	Gasolina	4WD	3470	183	249	07.19-07.20		■
3.5 MPI AWD (G6DC)	not elec.brak.detent	Gasolina	4WD	3470	206	280	07.18-		■
3.5 MPI FWD	not elec.brak.detent	Gasolina	FWD	3470	206	280	07.18-		■
1.6 T-GDi Hybrid	not elec.brak.detent	Gasol./el éc.	FWD	1598	132	179	08.20-		■
1.6 T-GDI Hybrid HTRAC	not elec.brak.detent	Gasol./el éc.	4WD	1598	132	179	08.20-		■
1.6 T-GDi Hybrid	not elec.brak.detent	Gasol./el éc.	FWD	1598	169	230	08.20-		■
1.6 T-GDI Hybrid HTRAC	not elec.brak.detent	Gasol./el éc.	4WD	1598	169	230	08.20-		■
2.0 CRDi (D4HA)	not elec.brak.detent	Diesel	FWD	1995	110	150	07.18-07.20		■
2.0 CRDi AWD (D4HA)	not elec.brak.detent	Diesel	4WD	1995	110	150	07.18-07.20		■
2.0 CRDi (D4HA)	not elec.brak.detent	Diesel	FWD	1995	137	186	02.18-07.20		■

LISTA DE APLICACIONES - BUYERS GUIDE

2.0 CRDi AWD (D4HA)	not elec.brak.detent	Diesel	4WD	1995	137	186	02.18-07.20	■
2.2 CRDi	not elec.brak.detent	Diesel	FWD	2151	148	201	11.20-	■
2.2 CRDi HTRAC	not elec.brak.detent	Diesel	4WD	2151	148	201	11.20-	■
2.2 CRDi	not elec.brak.detent	Diesel	FWD	2199	142	193	07.18-	■
2.2 CRDi AWD	not elec.brak.detent	Diesel	4WD	2199	142	193	07.18-	■
2.2 CRDi (D4HB)	not elec.brak.detent	Diesel	FWD	2199	147	200	07.18-11.20	■
2.2 CRDi AWD (D4HB)	not elec.brak.detent	Diesel	4WD	2199	147	200	07.18-11.20	■
2.2 CRDi	not elec.brak.detent	Diesel	FWD	2199	149	203	02.18-	■
2.2 CRDi AWD (D4HB)	not elec.brak.detent	Diesel	4WD	2199	149	203	02.18-	■

HYUNDAI (BEIJING)

SANTA FE IV (TM) 04.19-					SUV (Executive SUV-J Segment)			
380TGD (G4KH)	not elec.brak.detent	Gasolina	FWD	1998	169	230	04.19-	■
380TGD HTRAC (G4KH)	not elec.brak.detent	Gasolina	4WD	1998	169	230	04.19-	■
2.0 380TGD (G4KH)	not elec.brak.detent	Gasolina	FWD	1998	177	241	04.19-	■
380TGD HTRAC (G4KH)	not elec.brak.detent	Gasolina	4WD	1998	177	241	04.19-	■