

LISTA DE APLICACIONES - BUYERS GUIDE

182413

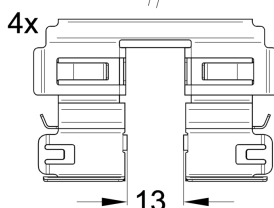
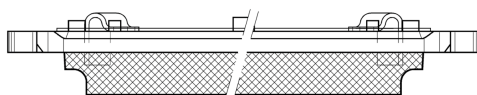
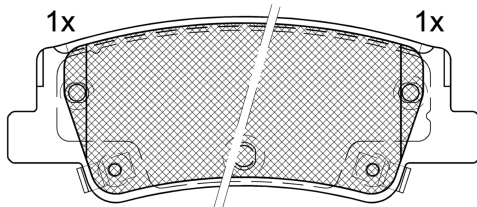
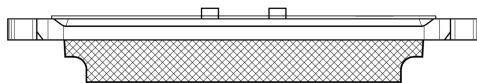
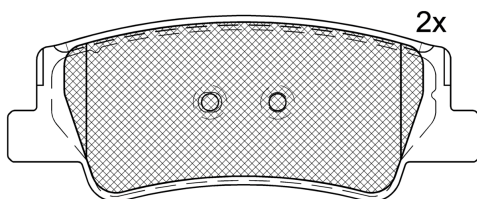


8 424073 204721

Qty: 300

Weight: 975

O.E.M.	MAKE
58302-ATA60	KIA
58302-L0A15	HYUNDAI
58302-L1A00	KIA
58302-N7A00	HYUNDAI
58302-N9A10	KIA
58302-N9A15	KIA



1-Ref. 690682 E

182413

E 9 90R-02A0111/5738



Mobis

111.85x44.1x15.7

WVA	FMSI
26484	D2299-9535
26485	
26486	
MAKE	
HYUNDAI	
HYUNDAI (BEIJING)	
KIA	



Trac.	CC	Kw	CV



Front / Rear

HYUNDAI

SONATA VIII (DN8) 03.19-

Saloon (Executive car-E Segment)

2.0 LPI	LPG	FWD	1999	107	145	03.19-	■
2.0 CVVL	not elec.brak.detent, elec.brake detention	Gasolina	FWD	1999	110	150 01.20-	■
2.0 CVVL	Gasolina	FWD	1999	118	160	03.19-	■
2.5 MPI (G4KM)	not elec.brak.detent, elec.brake detention	Gasolina	FWD	2497	132	179 01.20-	■

TUCSON IV (NX4E, NX4A) 10.20-

SUV (Compact SUV-J Segment)

1.6 T-GDI	Gasolina	FWD	1598	110	150	05.21-	■
1.6 T-GDI HTRAC	Gasolina	4WD	1598	110	150	01.22-	■
1.6 T-GDI	Gasolina	FWD	1598	118	160	05.24-	■
1.6 T-GDI	Gasolina	FWD	1598	132	179	07.21-	■
1.6 T-GDI HTRAC (G4FP)	Gasolina	4WD	1598	132	180	01.21-	■
2.0 MPi	Gasolina	FWD	1999	110	150	01.21-	■
2.0 MPI HTRAC	Gasolina	4WD	1999	110	150	01.21-	■
2.5 GDi HTRAC	Gasolina	4WD	2497	140	190	01.21-	■
1.6 T-GDi Hybrid 48V	Gasol./el éc.	FWD	1598	110	150	11.20-	■
1.6 T-GDi Hybrid 48V	Gasol./el éc.	FWD	1598	118	160	06.24-	■
1.6 T-GDi Hybrid 48V A las 4 ruedas	Gasol./el éc.	4WD	1598	118	160	06.24-	■
1.6 T-GDi Hybrid 48V	Gasol./el éc.	FWD	1598	132	179	11.20-	■
1.6 T-GDi Hybrid 48V HTRAC	Gasol./el éc.	4WD	1598	132	179	11.20-	■
1.6 T-GDi Hybrid	Gasol./el éc.	FWD	1598	158	215	06.24-	■

LISTA DE APLICACIONES - BUYERS GUIDE

1.6 T-GDi Hybrid 4WD		Gasol./el éc.	4WD	1598	158	215	06.24-	■
1.6 T-GDi Hybrid		Gasol./el éc.	FWD	1598	169	230	11.20-	■
1.6 T-GDI Hybrid HTRAC		Gasol./el éc.	4WD	1598	169	230	11.20-	■
1.6 T-GDI Plug-in-Hybrid HTRAC		Gasol./el éc.	FWD	1598	185	252	06.24-	■
1.6 CRDi hybrid 48V		Diesel/el éc.	FWD	1598	100	136	11.20-	■
1.6 CRDi Hybrid 48V HTRAC		Diesel/el éc.	4WD	1598	100	136	11.20-	■
1.6 CRDI		Diesel	FWD	1598	85	116	11.20-	■
1.6 CRDI		Diesel	FWD	1598	100	136	11.20-	■
1.6 CRDi HTRAC		Diesel	4WD	1598	100	136	11.20-	■
HYUNDAI (BEIJING)								
SONATA X (DN) 07.20-					Saloon (Executive car-E Segment)			
270 TGEDi (G4FS)		Gasolina	FWD	1497	125	170	07.20-	■
380 TGEDi (G4NN)		Gasolina	FWD	1975	177	241	07.20-	■
KIA								
NIRO II (SG2) 01.22-					SUV (Mini SUV-J Segment)			
1.6 GDI Hybrid		Gasol./el éc.	FWD	1580	95	129	05.24-	■
1.6 GDI Hybrid		Gasol./el éc.	FWD	1580	104	141	09.22-	■
1.6 GDI Hybrid		Gasol./el éc.	FWD	1580	104	141	04.22-	■
1.6 GDI Plug-in Hybrid		Gasol./el éc.	FWD	1580	126	171	05.24-	■
1.6 GDI Plug-in Hybrid		Gasol./el éc.	FWD	1580	134	182	04.22-	■
SPORTAGE V (NQ5) 09.21-					SUV (Compact SUV-J Segment)			
1.6 T-GDI		Gasolina	FWD	1598	110	150	11.21-	■
1.6 T-GDI		Gasolina	FWD	1598	118	160	02.24-	■
1.6 T-GDI (G4FP)		Gasolina	FWD	1598	132	180	09.21-	■
1.6 T-GDI AWD		Gasolina	4WD	1598	132	180	09.21-	■
2.0 MPi (G4NL)		Gasolina	FWD	1999	115	156	09.21-	■
1.6 LPG		Gasol./G as (LPG)	FWD	1598	100	136	01.23-	■
1.6 T-GDI MHEV		Gasol./el éc.	FWD	1598	110	150	11.21-	■
1.6 T-GDI MHEV AWD		Gasol./el éc.	4WD	1598	110	150	11.21-	■
1.6 T-GDI MHEV		Gasol./el éc.	FWD	1598	118	160	02.24-	■
1.6 T-GDI MHEV AWD		Gasol./el éc.	4WD	1598	118	160	02.24-	■
1.6 T-GDI MHEV		Gasol./el éc.	FWD	1598	132	179	11.21-	■
1.6 T-GDI MHEV AWD		Gasol./el éc.	4WD	1598	132	179	11.21-	■
1.6 CRDi MHEV		Diesel/el éc.	FWD	1598	100	136	11.21-	■
1.6 CRDi MHEV AWD		Diesel/el éc.	4WD	1598	100	136	11.21-	■
1.6 CRDI		Diesel	FWD	1598	85	116	11.21-	■