

LISTA DE APLICACIONES - BUYERS GUIDE

182419

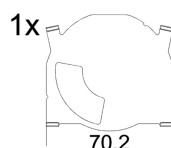
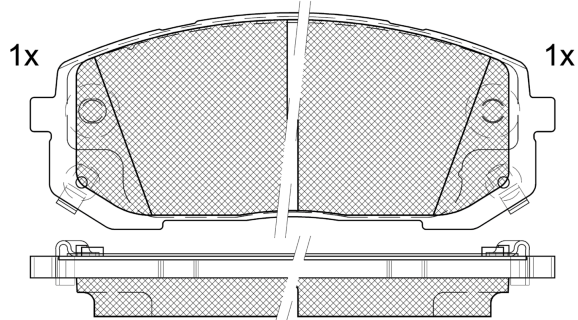
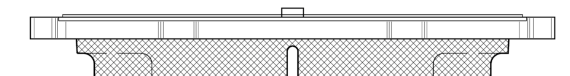
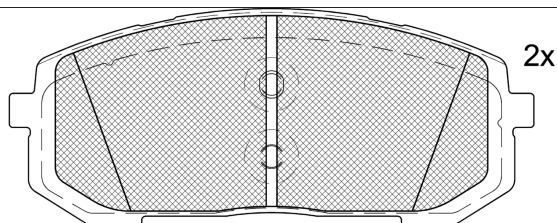


8 424073 205735

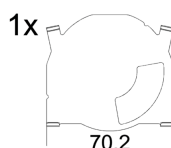
Qty: 300

Weight: 2.015

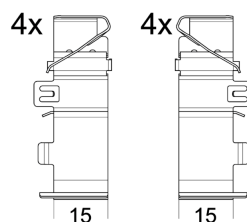
O.E.M.	MAKE
58101-AAA10	HYUNDAI
58101-AAA11	HYUNDAI
58101-L0A00	HYUNDAI
58101-L1A00	HYUNDAI
58101-L1A01	HYUNDAI
58101-L1A02	HYUNDAI
58101-N7A20	HYUNDAI



1-Ref. 652506



1-Ref. 652507



1-Ref. 690670 E

182419



90R-02A0111/5690



Mobis

145.5x60.1x17.4

WVA	FMSI
26417	D2302-9538
26418	
26419	
MAKE	
HYUNDAI	
HYUNDAI (BEIJING)	
KIA	



Trac.	CC	Kw	CV
-------	----	----	----



Front / Rear

HYUNDAI

ELANTRA VII / AVANTE / i30 (CN7) 03.20-

Saloon (Compact car-C Segment)

1.6 (G4FM)	Eq.V_ N-Line	Gasolina	FWD	1598	90	123	03.20-	■
1.6 T-GDI (G4FP)	Eq.V_ N-Line	Gasolina	FWD	1598	150	204	08.20-	■
2.0 (G4NL)	Eq.V_ N-Line	Gasolina	FWD	1999	110	150	09.20-	■
2.0 (G4NL)	Eq.V_ N-Line	Gasolina	FWD	1999	117	159	08.20-	■
1.6 LPI (G4FG)	Eq.V_ N-Line	Gasol./G as (LPG)	FWD	1591	88	120	03.20-	■

SONATA VIII (DN8) 03.19-

Saloon (Executive car-E Segment)

2.0 LPI		LPG	FWD	1999	107	145	03.19-	■
2.0 CVVL		Gasolina	FWD	1999	110	150	01.20-	■
2.0 CVVL		Gasolina	FWD	1999	118	160	03.19-	■
2.5 MPI (G4KM)		Gasolina	FWD	2497	132	179	01.20-	■

HYUNDAI (BEIJING)

ELANTRA VII (CN) 10.20-

Saloon (Compact car-C Segment)

240TGD i (G4LD)	Eq.V_ N-Line	Gasolina	FWD	1353	103	140	10.20-	■
1.5 (G4FL)	Eq.V_ N-Line	Gasolina	FWD	1497	85	116	10.20-	■

SONATA X (DN) 07.20-

Saloon (Executive car-E Segment)

270 TGED i (G4FS)		Gasolina	FWD	1497	125	170	07.20-	■
380 TGED i (G4NN)		Gasolina	FWD	1975	177	241	07.20-	■

KIA

OPTIMA V / K5 (DL3) 12.19-

Saloon (Executive car-E Segment)

2.0 LPG	01/21-	LPG	FWD	1999	107	145	12.19-	■
1.6 T-GDI	01/21-	Gasolina	FWD	1598	132	179	12.19-	■

LISTA DE APLICACIONES - BUYERS GUIDE

2.0	01/21-	Gasolina	FWD	1999	118	160	12.19-	■
2.0 Hybrid	01/21-	Gasol./el éc.	FWD	1999	143	194	12.19-	■