

LISTA DE APLICACIONES - BUYERS GUIDE

182423

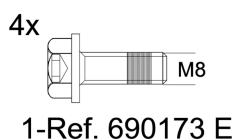
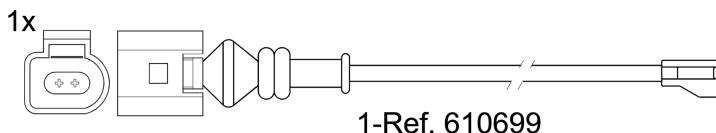
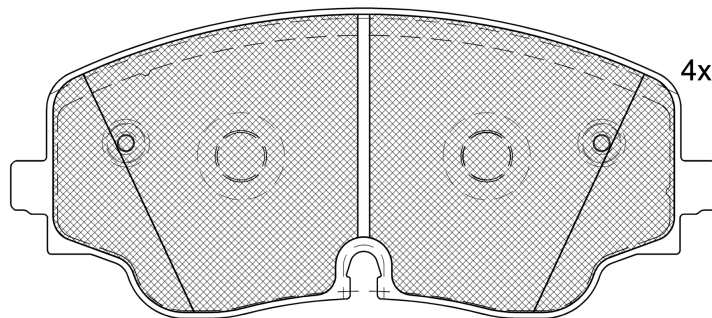


8 424073 205865

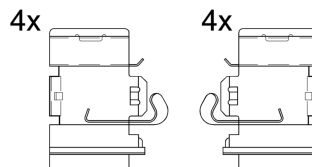
Qty: 300

Weight: 3.290

O.E.M.	MAKE
5WA 698 151 B	VW
5WA 698 151 M	VW
5WA 698 151 R	VW



1-Ref. 690173 E



1-Ref. 690297 E

182423



90R-02A0111/5596



ZF Sachs

178.1x78.3x18.2

WVA	FMSI
20626	D2437-9663
MAKE	
AUDI	
AUDI (FAW)	
VW	
VW (FAW)	



Trac.	CC	Kw	CV
-------	----	----	----



Front / Rear

AUDI

A3 IV (8YS, 8YM) 03.20-

Saloon (Compact executive car-D Segment)

40 TFSI (CZPB,DNNA)	not ceramic disc, PR 1LY, PR 1LZ	Gasolina	FWD	1984	140	190	05.21-	■
40 TFSI quattro	not ceramic disc, PR 1LY, PR 1LZ	Gasolina	4WD	1984	140	190	07.21-	■
S3 quattro (DNFB)	PR 1LY, PR 1LZ, not ceramic disc	Gasolina	4WD	1984	228	310	06.20-	■
40 TFSI (DNVB)	not ceramic disc	Gasol./el éc.	FWD	1984	150	204	04.21-	■
40 TFSI quattro (DNVB)	not ceramic disc	Gasol./el éc.	4WD	1984	150	204	04.21-	■
40 TDI quattro	not ceramic disc, PR 1LY, PR 1LZ	Diesel	4WD	1968	147	200	12.20-	■

A3 IV Sportback (8YA, 8YF) 11.19-

Hatchback (Compact executive car-D Segment)

2.0 40 TFSI (CZPB,DNNA)	not ceramic disc, PR 1LY, PR 1LZ	Gasolina	FWD	1984	140	190	05.21-	■
40 TFSI quattro	not ceramic disc, PR 1LY, PR 1LZ	Gasolina	4WD	1984	140	190	07.21-	■
S3 quattro (DNFB)	PR 1LY, PR 1LZ, not ceramic disc	Gasolina	4WD	1984	228	310	06.20-	■
45 TFSIe	PR 1LY, PR 1LZ	Gasol./el éc.	FWD	1395	180	245	07.21-	■
40 TDI quattro	not ceramic disc, PR 1LY, PR 1LZ	Diesel	4WD	1968	147	200	12.20-	■

AUDI (FAW)

A3 (88A) 07.20-

Hatchback (Compact executive car-D Segment)

35 TFSI (DJSA)	PR 1LZ, PR 1LY	Gasolina	FWD	1498	110	150	01.21-	■
----------------	----------------	----------	-----	------	-----	-----	--------	---

LISTA DE APLICACIONES - BUYERS GUIDE

A3L (888) 07.20-					Saloon (Compact executive car-D Segment)			
35 TFSI (DJSA)	PR 1LZ, PR 1LY	Gasolina	FWD	1395	110	150	01.21-	■
VW								
ARTEON (3H7, 3H8) 03.17-					Hatchback (Large family car-D Segment)			
2.0 TSI R	PR 1LK	Gasolina	4WD	1984	235	320	11.20-	■
1.4 eHybrid	PR 1LK	Gasol./el éc.	FWD	1395	160	218	11.20-	■
ARTEON SHOOTING BRAKE (3H9) 06.20-					Estate (Large family car-D Segment)			
2.0 TSI R	PR 1LK	Gasolina	4WD	1984	235	320	11.20-	■
1.4 eHybrid	PR 1LK	Gasol./el éc.	FWD	1395	160	218	11.20-	■
GOLF VIII (CD1, DA1) 07.19-					Hatchback (Compact car-C Segment)			
1.0 TSI (DLAB)	PR 1LK, PR 1LP, discØ 288	Gasolina	FWD	999	66	90	02.20-	■
1.0 TSI (DLAA)	PR 1LK, PR 1LP, discØ 288	Gasolina	FWD	999	81	110	02.20-	■
1.4 TSI (DJKA)	PR 1LP, PR 1LK	Gasolina	FWD	1395	110	150	01.21-	■
1.5 TSI (DPBA)	PR 1LK, PR 1LP, discØ 288	Gasolina	FWD	1495	96	131	07.19-	■
1.5 TSI (DPCA)	PR 1LK, PR 1LP, discØ 288	Gasolina	FWD	1498	110	150	07.19-	■
2.0 TSI	PR 1LP, PR 1LK	Gasolina	FWD	1984	140	190	06.21-	■
2.0 TSI 4motion	PR 1LP, PR 1LK	Gasolina	4WD	1984	140	190	06.21-	■
2.0 GTI (DNPA)	PR 1LK, PR 1LP, discØ 288	Gasolina	FWD	1984	180	245	08.20-	■
2.0 GTI (DLBA)	PR 1LP	Gasolina	FWD	1984	180	245	01.21-	■
2.0 GTI Clubsport	PR 1LP	Gasolina	FWD	1984	221	300	10.20-	■
2.0 TSi R 4motion	PR 1LP, PR 1LK, PR 1LM	Gasolina	4WD	1984	235	320	09.20-	■
2.0 TSi R 4motion (DNNF)	PR 1LP, PR 1LK	Gasolina	4WD	1984	245	333	07.22-	■
1.5 TGI	PR 1LP, PR 1LK	Gasol./Gas (CNG)	FWD	1498	96	131	09.20-	■
1.0 eTSI	PR 1LP, PR 1LK	Gasol./el éc.	FWD	999	81	110	06.20-	■
1.4 GTE Plug-in Hybrid (DGEA)	PR 1LK, PR 1LP, discØ 288	Gasol./el éc.	FWD	1395	110	150	07.20-	■
1.4 TSI eHybrid	PR 1LP, PR 1LK	Gasol./el éc.	FWD	1395	110	150	07.20-	■
1.4 TSI eHybrid	PR 1LP, PR 1LK	Gasol./el éc.	FWD	1395	150	204	07.20-	■
1.4 GTE Plug-in Hybrid	PR 1LK, PR 1LP, discØ 288	Gasol./el éc.	FWD	1395	180	245	07.20-	■
1.5 eTSI	PR 1LP, PR 1LK	Gasol./el éc.	FWD	1495	96	131	11.20-	■
1.5 eTSI (DFYA)	PR 1LK, PR 1LP, discØ 288	Gasol./el éc.	FWD	1498	110	150	12.19-	■
2.0 TDI (DSUD)	PR 1LK, PR 1LP, discØ 288	Diesel	FWD	1968	85	116	08.19-	■
2.0 TDI (DSRB)	PR 1LK, PR 1LP, discØ 288	Diesel	FWD	1968	110	150	08.19-	■
2.0 TDI 4motion	PR 1LP, PR 1LK	Diesel	4WD	1968	110	150	06.21-	■
2.0 TDI GTD	PR 1LP, PR 1LK	Diesel	FWD	1968	147	200	09.20-	■
GOLF VIII Variant (CG5, DB5) 08.20-					Estate (Compact car-C Segment)			
1.0 TSI (DLAB)	PR 1LK, PR 1LP, discØ 288	Gasolina	FWD	999	66	90	08.20-	■
1.0 TSI (DLAA)	PR 1LK, PR 1LP, discØ 288	Gasolina	FWD	999	81	110	08.20-	■
1.4 TSI (DJKA)	PR 1LP, PR 1LK	Gasolina	FWD	1395	110	150	01.21-	■
1.5 TSI (DPBA)	PR 1LK, PR 1LP, discØ 288	Gasolina	FWD	1495	96	131	08.20-	■
1.5 TSI (DPCA)	PR 1LK, PR 1LP, discØ 288	Gasolina	FWD	1498	110	150	08.20-	■
2.0 TSI	PR 1LP, PR 1LK	Gasolina	FWD	1984	140	190	06.21-	■
2.0 TSI 4motion	PR 1LP, PR 1LK	Gasolina	4WD	1984	140	190	06.21-	■
2.0 GTI (DNPA)	PR 1LK, PR 1LP, discØ 288	Gasolina	FWD	1984	180	245	09.20-	■
2.0 TSi R 4motion	PR 1LK	Gasolina	4WD	1984	235	320	06.21-	■

LISTA DE APLICACIONES - BUYERS GUIDE

1.5 TGI	PR 1LP, PR 1LK	Gasol./Gas (CNG)	FWD	1498	96	131	09.20-	■
2.0 TDI	PR 1LK, PR 1LP, discØ 288 PR 1ZD, discØ 306	Diesel	FWD	1968	85	116	08.20-	■
2.0 TDI (DTSB)	PR 1LK, PR 1LP, discØ 288	Diesel	FWD	1968	110	150	08.20-	■
2.0 TDI 4motion	PR 1LP, PR 1LK	Diesel	4WD	1968	110	150	06.21-	■
2.0 TDI 4motion	PR 1LP, PR 1LK	Diesel	4WD	1968	147	200	09.20-	■
TIGUAN II (AD1, AX1) 01.16-					SUV (Compact SUV-J Segment)			
2.0 TSi 4motion	PR 1ZW	Gasolina	4WD	1984	180	245	01.21-	■
2.0 TSi R 4motion	PR 1ZW	Gasolina	4WD	1984	235	320	11.20-	■
1.4 eHybrid	PR 1ZW	Gasol./el éc.	FWD	1395	180	245	11.20-	■
VW (FAW)								
GOLF VIII (CN1) 11.20-					Hatchback (Compact car-C Segment)			
200TSi (DLSA,SLSB)	PR 1LK, PR 1LP, discØ 288	Gasolina	FWD	1197	85	116	11.20-	■
280TSi (DJSA)	PR 1LK, PR 1LP, discØ 288	Gasolina	FWD	1395	110	150	11.20-	■