

LISTA DE APLICACIONES - BUYERS GUIDE

182427

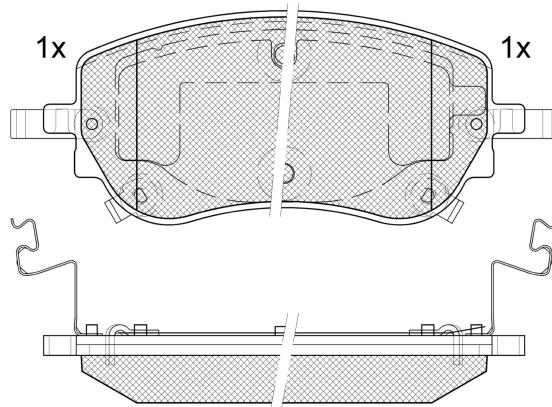
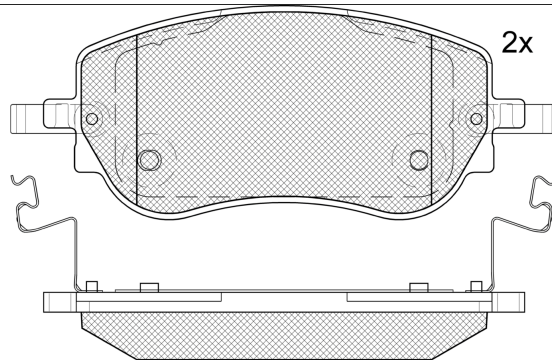


8 424073 205889

Qty: 300

Weight: 2.035

O.E.M.	MAKE
7 736 894 1	FIAT

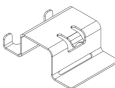


8x



1-Ref. 640237 E

8x



1-Ref. 690326 E

4x



M8x1

2-Ref. 690327 E

182427



90R-02A0111/5655



Chassis Brake Int. (Bosch)

133.9x59.6x19.4

WVA

26451

26452

26453

MAKE

ABARTH

FIAT



Trac.

CC

Kw

CV



Front / Rear

ABARTH

(332_) 02.23-

Convertible ()

Scorpionissima	Eléctrico	FWD		114	155	02.23-	■
----------------	-----------	-----	--	-----	-----	--------	---

(332_) 02.23-

Hatchback ()

Scorpionissima	Eléctrico	FWD		114	155	02.23-	■
----------------	-----------	-----	--	-----	-----	--------	---

FIAT

500 II (312_) 07.07-

Hatchback (City car-A Segment)

Electric (EV) (E99)	Eléctrico	FWD		83	113	09.12-	■
---------------------	-----------	-----	--	----	-----	--------	---

500 e (332_) 10.20-

Convertible (City car-A Segment)

Elektro (FA1) (463 48 460)	Eléctrico	FWD		70	95	10.20-	■
----------------------------	-----------	-----	--	----	----	--------	---

Elektro (FA1) (463 48 460)	Eléctrico	FWD		87	118	10.20-	■
----------------------------	-----------	-----	--	----	-----	--------	---

500 e (332_) 10.20-

Hatchback (City car-A Segment)

Elektro (FA1) (463 48 460)	Eléctrico	FWD		70	95	10.20-	■
----------------------------	-----------	-----	--	----	----	--------	---

Elektro 3+1 (FA1) (463 48 460)	Eléctrico	FWD		87	118	10.20-	■
--------------------------------	-----------	-----	--	----	-----	--------	---

TIPO / EGEA (356_, 357_) 03.16-

Estate (Compact car-C Segment)

1.0 (357WXN1A)	Gasolina	FWD	999	74	101	11.20-	■
----------------	----------	-----	-----	----	-----	--------	---

1.4 (356WXA1B) (843 A1.000)	Gasolina	FWD	1368	70	95	03.16-10.20	■
-----------------------------	----------	-----	------	----	----	-------------	---

1.4 (356WXF1B) (940 B7.000)	Gasolina	FWD	1368	88	120	03.16-10.20	■
-----------------------------	----------	-----	------	----	-----	-------------	---

1.6 (356WXE11) (552 68 036)	Gasolina	FWD	1598	81	110	07.16-10.20	■
-----------------------------	----------	-----	------	----	-----	-------------	---

1.4 LPG (356WXF1B) (940 B7.000)	Gasol./G as (LPG)	FWD	1368	88	120	05.16-10.20	■
---------------------------------	----------------------	-----	------	----	-----	-------------	---

1.5 T4 Hybrid	Gasol./el éc.	FWD	1469	96	131	03.22-	■
---------------	------------------	-----	------	----	-----	--------	---

1.3 D (356WXH1A) (552 66 963)	Diesel	FWD	1248	70	95	03.16-	■
-------------------------------	--------	-----	------	----	----	--------	---

LISTA DE APLICACIONES - BUYERS GUIDE

1.3 D (356WXH1A) (552 83 775)		Diesel	FWD	1248	70	95	03.16-	■
1.6 D (356WXG11) (552 60 384)		Diesel	FWD	1598	84	114	09.16-10.20	■
1.6 D (356WXG11) (552 80 444)		Diesel	FWD	1598	84	114	09.16-10.20	■
1.6 D (356WXG1B) (552 60 384)		Diesel	FWD	1598	88	120	03.16-10.20	■
1.6 D (356WXG1B) (552 80 444)		Diesel	FWD	1598	88	120	03.16-10.20	■
1.6 Multijet (357WXG1)		Diesel	FWD	1598	96	131	11.20-	■
TIPO / EGEA (356_, 357_) 03.16-					Hatchback (Compact car-C Segment)			
1.0 (357HXN1A)		Gasolina	FWD	999	74	101	11.20-	■
1.4 (356HXA1B) (843 A1.000)		Gasolina	FWD	1368	70	95	03.16-	■
1.4 (356HXF1B) (940 B7.000)		Gasolina	FWD	1368	88	120	03.16-10.20	■
1.6 (356HXE11) (552 68 036)		Gasolina	FWD	1598	81	110	07.16-10.20	■
1.4 LPG (356HXF1B) (940 B7.000)		Gasol./G as (LPG)	FWD	1368	88	120	05.16-10.20	■
1.5 T4 Hybrid		Gasol./el éc.	FWD	1469	96	131	03.22-	■
1.3 D (356HXH1A) (552 66 963)		Diesel	FWD	1248	70	95	03.16-	■
1.3 D (356HXH1A) (552 83 775)		Diesel	FWD	1248	70	95	03.16-	■
1.6 D (356HXG11) (552 60 384)		Diesel	FWD	1598	84	114	09.16-10.20	■
1.6 D (356HXG11) (552 80 444)		Diesel	FWD	1598	84	114	09.16-10.20	■
1.6 D (356HXG1B, 356HXG11) (552 60 384)		Diesel	FWD	1598	88	120	03.16-10.20	■
1.6 D (356HXG1B, 356HXG11) (552 80 444)		Diesel	FWD	1598	88	120	03.16-10.20	■
1.6 Multijet (357HXG1)		Diesel	FWD	1598	96	131	11.20-	■
TIPO / EGEA (356_, 357_) 10.15-					Saloon (Compact car-C Segment)			
1.0 (357SXN1A)		Gasolina	FWD	999	74	101	11.20-	■
1.4 (356SXA1B) (843 A1.000)		Gasolina	FWD	1368	70	95	10.15-	■
1.6 (356SXE11) (552 68 036)		Gasolina	FWD	1598	81	110	10.15-10.20	■
1.4 LPG (356SXF1B) (940 B7.000)		Gasol./G as (LPG)	FWD	1368	88	120	05.16-10.20	■
1.5 T4 Hybrid		Gasol./el éc.	FWD	1469	96	131	03.22-	■
1.3 D (356SXB1A, 356SXH1A, 356SXD1A) (199 B1.000)		Diesel	FWD	1248	70	95	10.15-10.20	■
1.3 D (356SXB1A, 356SXH1A, 356SXD1A) (552 66 963)		Diesel	FWD	1248	70	95	10.15-10.20	■
1.3 D (356SXB1A, 356SXH1A, 356SXD1A) (552 83 775)		Diesel	FWD	1248	70	95	10.15-10.20	■
1.6 D (356SXG1B) (552 60 384)		Diesel	FWD	1598	84	114	09.16-10.20	■
1.6 D (356SXG1B) (552 60 384)		Diesel	FWD	1598	88	120	10.15-10.20	■
1.6 D (356SXG1B) (940 C1.000)		Diesel	FWD	1598	88	120	10.15-10.20	■
1.6 Multijet (357SXG1)		Diesel	FWD	1598	96	131	11.20-	■