

# LISTA DE APLICACIONES - BUYERS GUIDE

## 182431-208

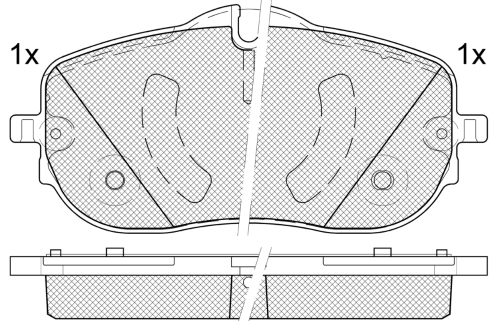
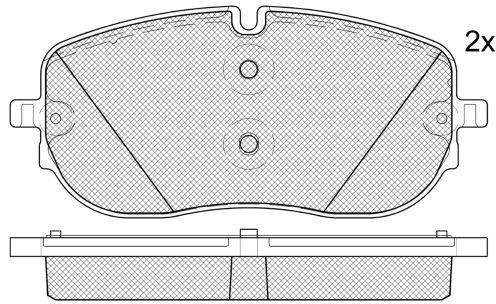


8 424073 289476

Qty: 300

Weight: 2.240

| O.E.M.        | MAKE          |
|---------------|---------------|
| 000 420 30 03 | MERCEDES-BENZ |

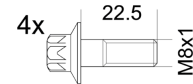
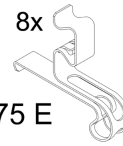


8x  
1-Ref. 640237 E

8x  
1-Ref. 690326 E

1-Ref. 640275 E

2-Ref. 690327 E



## 182431-208

E 9 90R-02A0111/5791



Chassis Brake Int. (Bosch)

141x62.6x19

141x67.6x19

**WVA**

26134

26135

26579

26580

**MAKE**

MERCEDES-BENZ



| Trac. | CC | Kw | CV |
|-------|----|----|----|
|-------|----|----|----|



Front / Rear

### MERCEDES-BENZ

#### C-Class C (W206) 03.21-

C 180 (206.041)

Syst. STANDARD

Gasol./el  
éc.

RWD

1496

**Saloon (Compact executive car-D Segment)**

125

170

03.21-



#### C-Class C T-Model (S206) 03.21-

C 180 (206.241) (M 254.915)

Gasol./el  
éc.

RWD

1496

**Estate (Compact executive car-D Segment)**

125

170

03.21-

