

LISTA DE APLICACIONES - BUYERS GUIDE

182468

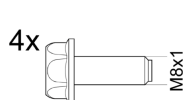
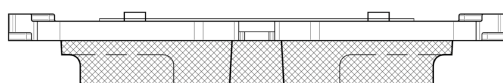
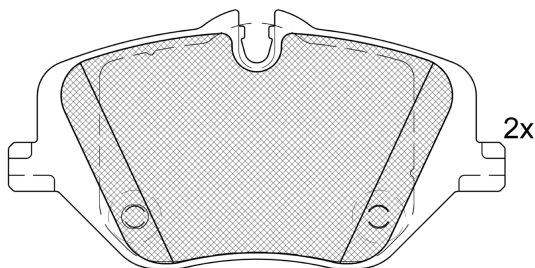
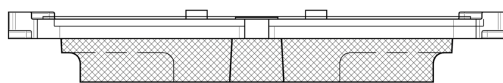
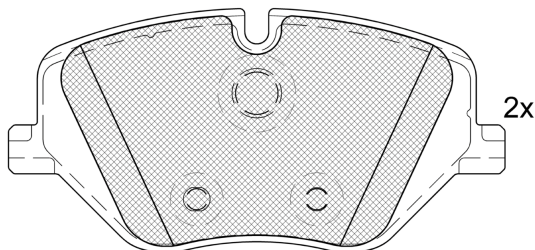


8 424073 208682

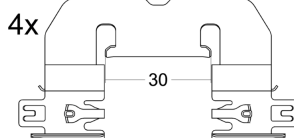
Qty: 300

Weight: 2.085

O.E.M.	MAKE
34106897141	BMW
34108852291	BMW
6897141	BMW
8852291	BMW



2- Ref. 690383 E



1- Ref. 690692 E

182468

E 9 90R-02A0111/5875



Trw

140.6x68.7x18.5
140.6x73.3x18.5

WVA	FMSI
26695	D2569-9800
26696	

MAKE
BMW
MINI



Trac.	CC	Kw	CV		Front / Rear
-------	----	----	----	--	--------------

BMW

1 Serie IV (F70) 07.24-					Hatchback (Compact car-C Segment)			
116		Gasolina	FWD	1499	90	122	11.24-	■
120 Mild-Hybrid		Gasol./el éc.	FWD	1499	125	170	07.24-	■
120 d Mild-Hybrid		Diesel/el éc.	FWD	1995	120	163	07.24-	■
118 d		Diesel	FWD	1995	110	150	07.24-	■
2 Serie II Active Tourer (U06) 11.21-					MPV (Compact car-C Segment)			
216i		Gasolina	FWD	1499	90	122	11.22-	■
218i	discØ 307	Gasolina	FWD	1499	100	136	11.21-	■
220i Mild Hybrid	discØ 307	Gasol./el éc.	FWD	1499	115	156	11.21-	■
220i Mild Hybrid	discØ 307	Gasol./el éc.	FWD	1499	125	170	11.21-	■
225e xDrive		Gasol./el éc.	4WD	1499	180	245	11.21-	■
220 d Mild Hybrid		Diesel/el éc.	FWD	1995	120	163	07.24-	■
223 d Mild Hybrid xDrive		Diesel/el éc.	4WD	1995	155	211	07.22-	■
218d		Diesel	FWD	1995	100	136	06.22-	■
218d	discØ 307	Diesel	FWD	1995	110	150	11.21-	■
5 Serie VIII (G60, G90, G68) 07.23-					Saloon (Executive car-E Segment)			
520 i Mild-Hybrid 1.6		Gasol./el éc.	RWD	1597	140	190	07.24-	■
520 i Mild-Hybrid		Gasol./el éc.	RWD	1998	133	181	07.23-	■
520 i Mild-Hybrid		Gasol./el éc.	RWD	1998	153	208	07.23-	■

LISTA DE APLICACIONES - BUYERS GUIDE

530e Plug-in Hybrid		Gasol./el éc.	RWD	1998	220	299	11.23-	■	
530e Plug-in Hybrid xDrive		Gasol./el éc.	4WD	1998	220	299	07.24-	■	
520 d Mild-Hybrid		Diesel/el éc.	RWD	1995	128	174	07.23-	■	
520 d Mild-Hybrid		Diesel/el éc.	RWD	1995	145	197	07.23-	■	
520 d xDrive Mild-Hybrid		Diesel/el éc.	4WD	1995	145	197	07.23-	■	
523 d Mild-Hybrid		Diesel/el éc.	RWD	1995	145	197	07.23-	■	
523 d Mild-Hybrid xDrive		Diesel/el éc.	4WD	1995	145	197	07.23-	■	
5 Serie VIII Touring (G61, G99) 03.24-					Estate (Executive car-E Segment)				
520 i MHEV		Gasol./el éc.	RWD	1998	153	208	11.24-	■	
530e Plug-in Hybrid		Gasol./el éc.	RWD	1998	220	299	07.24-	■	
530e xDrive Plug-in Hybrid		Gasol./el éc.	4WD	1998	220	299	07.24-	■	
520 d Mild-Hybrid		Diesel/el éc.	RWD	1995	145	197	03.24-	■	
520 d xDrive Mild-Hybrid		Diesel/el éc.	4WD	1995	145	197	03.24-	■	
X1 III (U11) 07.22-					SUV (Compact SUV-J Segment)				
sDrive 16i (B38 A15 P)		Gasolina	FWD	1499	90	122	12.22-	■	
sDrive 18i	not reinforced brak.	Gasolina	FWD	1499	100	136	07.22-	■	
sDrive 18i	not reinforced brak.	Gasolina	FWD	1499	115	156	07.22-	■	
iX1 eDrive 20		Eléctrico	FWD		150	204	11.23-	■	
xDrive 20 d Mild-Hybrid	not reinforced brak.	Diesel/el éc.	4WD	1995	120	163	11.22-	■	
sDrive 18 d		Diesel	FWD	1995	100	136	07.22-	■	
sDrive 18 d		Diesel	FWD	1995	110	150	07.22-	■	
X2 II (U10) 11.23-					SUV (Compact SUV-J Segment)				
sDrive 16i		Gasol./el éc.	FWD	1499	90	122	11.23-	■	
sDrive 18i		Gasol./el éc.	FWD	1499	115	156	11.23-	■	
iX2 eDrive 20		Eléctrico	FWD		150	204	03.24-	■	
xDrive 20 d		Diesel/el éc.	4WD	1995	120	163	03.24-	■	
sDrive 18 d		Diesel	FWD	1995	110	150	11.23-	■	
X3 IV (G45) 08.24-					SUV (Luxury Crossover SUV-J Segment)				
xDrive 20		Gasol./el éc.	4WD	1998	153	208	08.24-	■	
xDrive 30 e		Gasol./el éc.	4WD	1998	220	299	10.24-	■	
xDrive 20 d		Diesel/el éc.	4WD	1995	145	197	08.24-	■	
MINI									
COOPER (J01) 11.23-					Hatchback (Supermini car-B Segment)				
Cooper E		Eléctrico	FWD		135	184	11.23-	■	
Cooper SE		Eléctrico	FWD		160	218	11.23-	■	
MINI (F66, F65) 03.24-					Hatchback (Supermini car-B Segment)				
Cooper C (F65)		Gasolina	FWD	1499	115	156	03.24-	■	
Cooper S		Gasolina	FWD	1998	150	204	03.24-	■	

LISTA DE APLICACIONES - BUYERS GUIDE

MINI ACEMAN (J05) 04.24-					SUV (Supermini car-B Segment)			
E		Eléctrico	FWD		135	184	04.24-	■
MINI COUNTRYMAN III (U25) 11.23-					Estate (Supermini car-B Segment)			
1.5 C		Gasol./el éc.	FWD	1499	125	170	11.23-	■
S ALL4 (B48 A20 P)		Gasol./el éc.	4WD	1998	160	218	11.23-	■
E (HB0)		Eléctrico	FWD		150	204	03.24-	■
D (B47 C20 B)		Diesel/el éc.	FWD	1995	120	163	11.23-	■