

LISTA DE APLICACIONES - BUYERS GUIDE

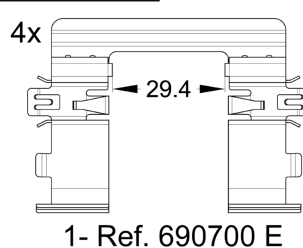
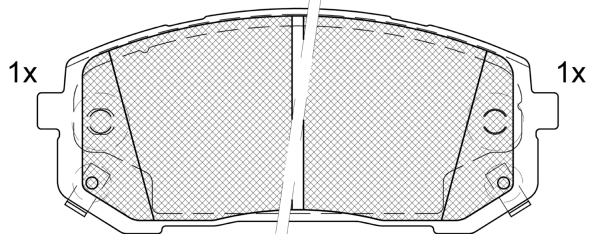
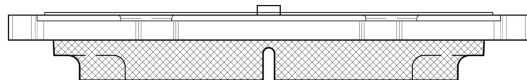
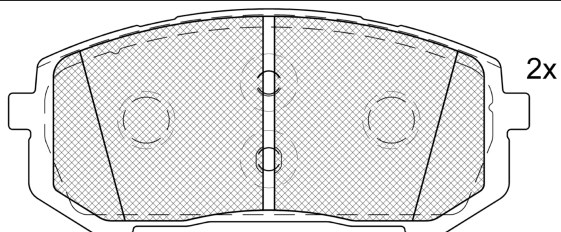
182479



Qty: 300

Weight: 1.940

O.E.M.	MAKE
58101-AAA00	HYUNDAI
58101-ATA50	KIA
58101-GGA00	KIA



182479

E 9 90R-02A0111/5829



136x58.8x17.7

WVA	FMSI
26645	D2400-9629
26646	
26647	

MAKE
HYUNDAI
HYUNDAI (BEIJING)
KIA



Trac.	CC	Kw	CV
-------	----	----	----



Front / Rear

HYUNDAI

ELANTRA VII / AVANTE / i30 (CN7) 03.20-

Saloon (Compact car-C Segment)

Model	Eq.V_	Fuel	Trac.	CC	Kw	CV	Year	Icon
1.6 (G4FM)	Eq.V_ Except N-Line, Rim 15	Gasolina	FWD	1598	90	123	03.20-	■
1.6 T-GDI (G4FP)	Eq.V_ Except N-Line, Rim 15	Gasolina	FWD	1598	150	204	08.20-	■
2.0 (G4NL)	Eq.V_ Except N-Line	Gasolina	FWD	1999	110	150	09.20-	■
2.0 (G4NL)	Eq.V_ Except N-Line	Gasolina	FWD	1999	117	159	08.20-	■
1.6 LPI (G4FG)	Eq.V_ Except N-Line, Rim 15	Gasol./Gas (LPG)	FWD	1591	88	120	03.20-	■
1.6 Hybrid	Rim 15	Gasol./el éc.	FWD	1580	77	105	03.20-	■
1.6 T-GDi Hybrid (G4FP)	Rim 15	Gasol./el éc.	FWD	1598	104	141	08.20-	■

HYUNDAI (BEIJING)

ELANTRA VII (CN) 10.20-

Saloon (Compact car-C Segment)

Model	Eq.V_	Fuel	Trac.	CC	Kw	CV	Year	Icon
240TGDi (G4LD)	Eq.V_ Except N-Line	Gasolina	FWD	1353	103	140	10.20-	■
1.5 (G4FL)	Eq.V_ Except N-Line	Gasolina	FWD	1497	85	116	10.20-	■

KIA

NIRO II (SG2) 01.22-

SUV (Mini SUV-J Segment)

Model	Fuel	Trac.	CC	Kw	CV	Year	Icon
1.6 GDI Hybrid	Gasol./el éc.	FWD	1580	95	129	05.24-	■
1.6 GDI Hybrid	Gasol./el éc.	FWD	1580	104	141	09.22-	■
1.6 GDI Hybrid	Gasol./el éc.	FWD	1580	104	141	04.22-	■
1.6 GDI Plug-in Hybrid	Gasol./el éc.	FWD	1580	126	171	05.24-	■
1.6 GDI Plug-in Hybrid	Gasol./el éc.	FWD	1580	134	182	04.22-	■

LISTA DE APLICACIONES - BUYERS GUIDE

EV		Eléctrico	FWD		150	204	05.22-
----	--	-----------	-----	--	-----	-----	--------

