

# LISTA DE APLICACIONES - BUYERS GUIDE

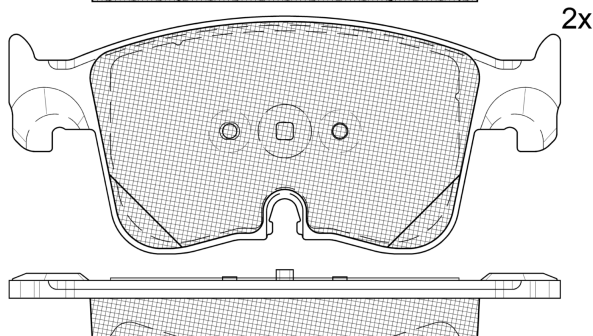
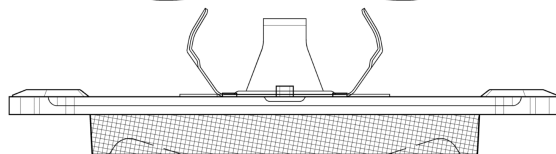
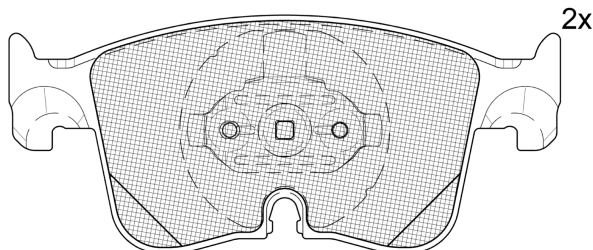
## 182487



Qty: 300

Weight: 1.980

O.E.M.	MAKE
5R3698151	VW
5WA 698 151 G	AUDI
5WA 698 151 L	AUDI
5WA 698 151 N	VW



1-Ref. 640274 E

## 182487

E 9 90R-02A0111/5783



Ate - Teves

155.1x66.9x16.9

VVA	FMSI
26677	D2438-9664
26678	

MAKE
AUDI
AUDI (FAW)
CUPRA
SEAT
SKODA
VW



Trac.	CC	Kw	CV
-------	----	----	----



Front / Rear

### AUDI

A3 IV (8YS, 8YM) 03.20-						Saloon (Compact executive car-D Segment)		
30 TFSI (DLAA)	PR 1ZD, discØ 306	Gasolina	FWD	999	81	110	06.20-	■
35 TFSI (DJKA)	PR 1ZD	Gasolina	FWD	1395	110	150	08.20-	■
30 TFSI		Gasolina	FWD	1498	85	116	05.24-	■
35 TFSI (DPCA)	PR 1ZD, discØ 306	Gasolina	FWD	1498	110	150	04.20-	■
40 TFSI (CZPB, DNNA)	PR 1ZD	Gasolina	FWD	1984	140	190	05.21-	■
40 TFSI quattro	PR 1ZD	Gasolina	4WD	1984	140	190	07.21-	■
40 TFSI quattro (DNVB)	PR 1ZD	Gasolina	4WD	1984	150	204	04.21-	■
30 TFSI Mild Hybrid	PR 1ZD, discØ 306	Gasol./el éc.	FWD	999	81	110	06.20-	■
30 TFSI Mild Hybrid	PR 1ZD, discØ 306	Gasol./el éc.	FWD	999	81	110	06.20-	■
30 TFSI Mild Hybrid		Gasol./el éc.	FWD	1498	85	116	05.24-	■
35 TFSI Mild Hybrid (DFYA)	PR 1ZD, discØ 306	Gasol./el éc.	FWD	1498	110	150	04.20-	■
40 TFSI (DNVB)	PR 1ZD	Gasol./el éc.	FWD	1984	150	204	04.21-	■
30 TDI (DSUD)	PR 1ZD, discØ 306	Diesel	FWD	1968	85	116	06.20-	■
35 TDI (DSRB)	PR 1ZD, discØ 306	Diesel	FWD	1968	110	150	04.20-	■
40 TDI quattro	PR 1ZD	Diesel	4WD	1968	147	200	12.20-	■
A3 IV Allstreet (8YH) 11.19-						Hatchback (Compact executive car-D Segment)		
40 TFSI quattro	PR 1ZD	Gasolina	4WD	1984	140	190	07.22-	■
40 TFSIe	PR 1ZD	Gasol./el éc.	FWD	1395	150	204	07.22-	■
35 TFSI Mild Hybrid	PR 1ZD	Gasol./el éc.	FWD	1498	110	150	07.22-	■

# LISTA DE APLICACIONES - BUYERS GUIDE

35 TDI	PR 1ZD	Diesel	FWD	1968	110	150	07.22-	■
<b>A3 IV Sportback (8YA, 8YF) 11.19-</b>					<b>Hatchback (Compact executive car-D Segment)</b>			
30 TFSI (DLAA)	PR 1ZD, discØ 306, not ceramic brakes	Gasolina	FWD	999	81	110	06.20-	■
35 TFSI (DJKA)	PR 1ZD, not ceramic brakes	Gasolina	FWD	1395	110	150	08.21-	■
30 TFSI		Gasolina	FWD	1498	85	116	05.24-	■
35 TFSI (DPCA)	PR 1ZD, discØ 306, not ceramic brakes	Gasolina	FWD	1498	110	150	11.19-	■
2.0 40 TFSI (CZPB, DNNA)	PR 1ZD, not ceramic brakes	Gasolina	FWD	1984	140	190	05.21-	■
40 TFSI quattro	PR 1ZD, not ceramic brakes	Gasolina	4WD	1984	140	190	07.21-	■
2.0 40 TFSI (DNVB)	PR 1ZD	Gasolina	FWD	1984	150	204	12.21-	■
30 g-tron (DHFA)	discØ 306, PR 1ZD, not ceramic brakes	Gasol./Gas (CNG)	FWD	1498	96	131	07.20-	■
30 TFSI Mild Hybrid (DLAA)	PR 1ZD, discØ 306, not ceramic brakes	Gasol./el éc.	FWD	999	81	110	06.20-	■
40 TFSIe (DGEA)	PR 1ZD, discØ 306, not ceramic brakes	Gasol./el éc.	FWD	1395	150	204	06.20-	■
45 TFSIe	PR 1ZD, not ceramic brakes	Gasol./el éc.	FWD	1395	180	245	07.21-	■
30 TFSI Mild Hybrid		Gasol./el éc.	FWD	1498	85	116	05.24-	■
35 TFSI Mild Hybrid (DFYA)	PR 1ZD, discØ 306, not ceramic brakes	Gasol./el éc.	FWD	1498	110	150	04.20-	■
30 TDI (DSUD)	PR 1ZD, discØ 306, not ceramic brakes	Diesel	FWD	1968	85	116	11.19-	■
35 TDI (DSRB)	PR 1ZD, discØ 306, not ceramic brakes	Diesel	FWD	1968	110	150	11.19-	■
40 TDI quattro	PR 1ZD, not ceramic brakes	Diesel	4WD	1968	147	200	12.20-	■
<b>A3 Allstreet (8YJ) 02.24-</b>					<b>Hatchback (Compact executive car-D Segment)</b>			
35 TFSI		Gasolina	FWD	1498	110	150	09.24-	■
35 TFSI Mild Hybrid		Gasol./el éc.	FWD	1498	110	150	02.24-	■
35 TDI		Diesel	FWD	1968	110	150	02.24-	■
<b>AUDI (FAW)</b>								
<b>A3 (88A) 07.20-</b>					<b>Hatchback (Compact executive car-D Segment)</b>			
35 TFSI (DJSA)	PR 1ZD, discØ 306	Gasolina	FWD	1498	110	150	01.21-	■
<b>A3L (888) 07.20-</b>					<b>Saloon (Compact executive car-D Segment)</b>			
35 TFSI (DJSA)	PR 1ZD, discØ 306	Gasolina	FWD	1395	110	150	01.21-	■
<b>CUPRA</b>								
<b>FORMENTOR (KM7, KMP) 07.20-</b>					<b>SUV (Compact SUV-J Segment)</b>			
1.5 TSI		Gasolina	FWD	1498	110	150	11.20-	■
1.5 e-HYBRID		Gasol./el éc.	FWD	1498	150	204	07.24-	■
2.0 TDI		Diesel	FWD	1968	110	150	03.21-	■
2.0 TDI 4Drive		Diesel	4WD	1968	110	150	03.21-	■
<b>LEON (KL1, KU1, KUG) 09.20-</b>					<b>Hatchback (Compact car-C Segment)</b>			
1.5 e-HYBRID		Gasol./el éc.	FWD	1498	150	204	07.24-	■
1.5 VZ e-HYBRID		Gasol./el éc.	FWD	1498	200	272	05.24-	■
<b>LEON Sportstourer (KL8, KU8, KUD) 09.20-</b>					<b>Estate (Compact car-C Segment)</b>			
2.0 VZ 4Drive		Gasolina	4WD	1984	245	333	07.24-	■
e-HYBRID		Gasol./el éc.	FWD	1498	150	204	07.24-	■

# LISTA DE APLICACIONES - BUYERS GUIDE

					SUV (Compact Crossover SUV-C Segment)				
<b>TERRAMAR (KP1) 06.24-</b>									
2.0 TSI VZ 4Drive		Gasolina	4WD	1984	195	265	11.24-	■	
1.5 eTSI		Gasol./el éc.	FWD	1498	110	150	11.24-	■	
1.5 TSI eHybrid		Gasol./el éc.	FWD	1498	150	204	06.24-	■	
1.5 e-HYBRID VZ		Gasol./el éc.	FWD	1498	200	272	11.24-	■	
<b>SEAT</b>									
<b>LEON IV (KL1, KLG) 11.19-</b>					Hatchback (Compact car-C Segment)				
1.5 TSI		Gasolina	FWD	1498	85	116	05.24-	■	
1.5 eTSI		Gasol./el éc.	FWD	1498	85	116	05.24-	■	
<b>LEON IV Sportstourer (KL8, KLD) 03.20-</b>					Estate (Compact car-C Segment)				
1.5 TSI		Gasolina	FWD	1498	85	116	05.24-	■	
1.5 eTSI		Gasol./el éc.	FWD	1498	85	116	05.24-	■	
<b>SKODA</b>									
<b>OCTAVIA IV (NX3, NN3, PV3) 01.20-</b>					Hatchback (Compact car-C Segment)				
1.6 SRE (CWVA)		Gasolina	FWD	1598	81	110	07.20-	■	
<b>OCTAVIA IV Combi (NX5, PV5) 11.19-</b>					Estate (Compact car-C Segment)				
1.6 SRE		Gasolina	FWD	1598	81	110	09.20-	■	
<b>SUPERB IV (NZ5) 11.23-</b>					Estate (Executive car-E Segment)				
2.0 TSI		Gasolina	FWD	1984	150	204	11.24-	■	
2.0 TSI 4x4		Gasolina	4WD	1984	195	265	05.24-	■	
1.5 TSI mHEV	PR 1ZA	Gasol./el éc.	FWD	1498	110	150	11.23-	■	
1.5 TSI iV PHEV		Gasol./el éc.	FWD	1498	150	204	04.24-	■	
2.0 TDI	PR 1ZA	Diesel	FWD	1968	110	150	11.23-	■	
2.0 TDI 4x4		Diesel	4WD	1968	142	193	02.24-	■	
<b>SUPERB IV (NZ3) 11.23-</b>					Hatchback (Executive car-E Segment)				
2.0 TSI		Gasolina	FWD	1984	150	204	11.24-	■	
2.0 TSI 4x4		Gasolina	4WD	1984	195	265	02.24-	■	
1.5 TSI mHEV	PR 1ZA	Gasol./el éc.	FWD	1498	110	150	11.23-	■	
2.0 TDI	PR 1ZA	Diesel	FWD	1968	110	150	11.23-	■	
2.0 TDI 4x4		Diesel	4WD	1968	142	193	03.24-	■	
<b>VW</b>									
<b>CADDY IV (SBA, SBH) 09.20-</b>					Box Body/MPV (LCVs-N1 Segment)				
1.5 TSi EVO	PR 1ZD	Gasolina	FWD	1498	84	114	01.21-11.24	■	
1.5 TSi EVO		Gasolina	FWD	1498	85	116	03.24-	■	
1.6 SRE	PR 1ZD	Gasolina	FWD	1598	81	110	02.21-	■	
1.5 TGI CNG	PR 1ZD	Gasol./Gas (CNG)	FWD	1498	96	131	06.22-04.24	■	
1.5 TSi eHYBRID PLUG-IN		Gasol./el éc.	FWD	1498	110	150	08.24-	■	
2.0 TDI (DTRF)	PR 1ZD	Diesel	FWD	1968	55	75	09.20-	■	
2.0 TDI (DTRE)	PR 1ZD	Diesel	FWD	1968	75	102	09.20-	■	
2.0 TDI (CRVD)	PR 1ZD	Diesel	FWD	1968	81	110	04.21-	■	
2.0 TDI (DTRC)	PR 1ZD	Diesel	FWD	1968	90	122	09.20-	■	
2.0 TDI 4motion	PR 1ZD	Diesel	4WD	1968	90	122	03.21-	■	

# LISTA DE APLICACIONES - BUYERS GUIDE

<b>CADDY IV (SBB, SBJ) 09.20-</b>					<b>MPV (Mini MPV-M1 Segment)</b>			
1.5 TSi EVO	PR 1ZD	Gasolina	FWD	1498	84	114	01.21-11.24	■
1.5 TSi EVO		Gasolina	FWD	1498	85	116	03.24-	■
1.6 SRE	PR 1ZD	Gasolina	FWD	1598	81	110	02.21-	■
1.5 TGI CNG	PR 1ZD	Gasol./Gas (CNG)	FWD	1498	96	131	06.22-04.24	■
1.5 TSi eHYBRID PLUG-IN	PR 1ZD	Gasol./el éc.	FWD	1498	110	150	08.24-	■
2.0 TDI	PR 1ZD	Diesel	FWD	1968	55	75	09.20-	■
2.0 TDI (DTRE)	PR 1ZD	Diesel	FWD	1968	75	102	09.20-	■
2.0 TDI (CRVD)	PR 1ZD	Diesel	FWD	1968	81	110	04.21-	■
2.0 TDI (DTRC)	PR 1ZD	Diesel	FWD	1968	90	122	09.20-	■
2.0 TDI 4motion	PR 1ZD	Diesel	4WD	1968	90	122	03.21-	■
<b>CADDY CALIFORNIA V (SBB, SBJ) 09.20-</b>					<b>MPV (Mini MPV-M1 Segment)</b>			
1.5 TSi EVO	PR 1ZD	Gasolina	FWD	1498	84	114	01.21-11.24	■
1.5 TSi EVO		Gasolina	FWD	1498	85	116	03.24-	■
1.6 SRE	PR 1ZD	Gasolina	FWD	1598	81	110	02.21-	■
2.0 TDI	PR 1ZD	Diesel	FWD	1968	55	75	09.20-	■
2.0 TDI	PR 1ZD	Diesel	FWD	1968	75	102	09.20-	■
2.0 TDI	PR 1ZD	Diesel	FWD	1968	90	122	09.20-	■
2.0 TDI 4motion	PR 1ZD	Diesel	4WD	1968	90	122	03.21-	■
<b>GOLF VIII ALLTRACK (CG5) 11.20-</b>					<b>Estate (Compact car-C Segment)</b>			
2.0 TSI 4motion		Gasolina	4WD	1984	140	190	03.21-11.24	■
2.0 TDI 4motion		Diesel	4WD	1968	147	200	11.20-	■
<b>GOLF VIII (CD1, DA1) 07.19-</b>					<b>Hatchback (Compact car-C Segment)</b>			
1.0 TSI (DLAB)	PR 1ZD	Gasolina	FWD	999	66	90	02.20-	■
1.0 TSI (DLAA)	PR 1ZD, discØ 306	Gasolina	FWD	999	81	110	02.20-	■
1.4 TSI (DJKA)	PR 1ZD	Gasolina	FWD	1395	110	150	01.21-	■
1.5 TSI (DPBA)	PR 1ZD, discØ 306	Gasolina	FWD	1495	96	131	07.19-	■
1.5 TSI	PR 1ZD	Gasolina	FWD	1498	85	116	03.24-	■
1.5 TSI (DPCA)	PR 1ZD	Gasolina	FWD	1498	110	150	07.19-	■
2.0 TSI	PR 1ZD	Gasolina	FWD	1984	140	190	06.21-11.24	■
2.0 TSI 4motion	PR 1ZD	Gasolina	4WD	1984	140	190	06.21-11.24	■
2.0 TSi R 4motion	PR 1ZD	Gasolina	4WD	1984	235	320	09.20-	■
2.0 TSi R 4motion (DNNF)	PR 1ZD	Gasolina	4WD	1984	245	333	07.22-	■
1.5 TGI	PR 1ZD, discØ 306	Gasol./Gas (CNG)	FWD	1498	96	131	09.20-	■
1.0 eTSI	PR 1ZD, discØ 306	Gasol./el éc.	FWD	999	81	110	06.20-	■
1.4 TSi eHybrid	PR 1ZD	Gasol./el éc.	FWD	1395	150	204	07.20-	■
1.4 GTE Plug-in Hybrid	PR 1ZD	Gasol./el éc.	FWD	1395	180	245	07.20-	■
1.5 eTSI	PR 1ZD	Gasol./el éc.	FWD	1495	96	131	11.20-	■
1.5 eTSI	PR 1ZD	Gasol./el éc.	FWD	1498	85	116	03.24-	■
1.5 eTSI	PR 1ZD	Gasol./el éc.	FWD	1498	96	131	04.23-	■
1.5 eTSI (DFYA)	PR 1ZD	Gasol./el éc.	FWD	1498	110	150	12.19-	■
2.0 TDI (DSUD)	PR 1ZD, discØ 306	Diesel	FWD	1968	85	116	08.19-	■
2.0 TDI (DSRB)	PR 1ZD	Diesel	FWD	1968	110	150	08.19-	■
2.0 TDI 4motion	PR 1ZD	Diesel	4WD	1968	110	150	06.21-	■

# LISTA DE APLICACIONES - BUYERS GUIDE

2.0 TDI GTD	PR 1ZD	Diesel	FWD	1968	147	200	09.20-	■
<b>GOLF VIII Variant (CG5, DB5) 08.20-</b>				<b>Estate (Compact car-C Segment)</b>				
1.0 TSI (DLAB)	PR 1ZD	Gasolina	FWD	999	66	90	08.20-	■
1.0 TSI (DLAA)	PR 1ZD, discØ 306	Gasolina	FWD	999	81	110	08.20-	■
1.4 TSI (DJKA)	PR 1ZD	Gasolina	FWD	1395	110	150	01.21-	■
1.5 TSI (DPBA)	PR 1ZD, discØ 306	Gasolina	FWD	1495	96	131	08.20-	■
1.5 TSI		Gasolina	FWD	1498	85	116	03.24-	■
1.5 TSI (DPCA)	PR 1ZD	Gasolina	FWD	1498	110	150	08.20-	■
2.0 TSI	PR 1ZD	Gasolina	FWD	1984	140	190	06.21-11.24	■
2.0 TSI 4motion	PR 1ZD	Gasolina	4WD	1984	140	190	06.21-11.24	■
1.5 TGI	PR 1ZD, discØ 306	Gasol./Gas (CNG)	FWD	1498	96	131	09.20-	■
1.0 eTSI	PR 1ZD, discØ 306	Gasol./eléc.	FWD	999	81	110	09.20-	■
1.5 eTSI	PR 1ZD, discØ 306	Gasol./eléc.	FWD	1495	96	131	12.20-	■
1.5 eTSI		Gasol./eléc.	FWD	1498	85	116	03.24-	■
2.0 TDI	PR 1ZD	Diesel	FWD	1968	85	116	08.20-	■
2.0 TDI (DTSB)	PR 1ZD	Diesel	FWD	1968	110	150	08.20-	■
2.0 TDI 4motion	PR 1ZD	Diesel	4WD	1968	110	150	06.21-	■
<b>PASSAT B9 Variant (CJ5) 10.23-</b>				<b>Estate (Large family car-D Segment)</b>				
2.0 TSI		Gasolina	FWD	1984	150	204	11.24-	■
2.0 TSI 4motion		Gasolina	4WD	1984	195	265	05.24-	■
1.5 eTSI		Gasol./eléc.	FWD	1498	110	150	10.23-	■
1.5 TSI eHybrid		Gasol./eléc.	FWD	1498	150	204	03.24-	■
1.5 TSI eHybrid		Gasol./eléc.	FWD	1498	200	272	03.24-	■
2.0 TDI		Diesel	FWD	1968	90	122	04.24-	■
2.0 TDI		Diesel	FWD	1968	110	150	04.24-	■
2.0 TDI 4motion		Diesel	4WD	1968	142	193	10.23-	■
<b>TIGUAN III (CT1) 09.23-</b>				<b>SUV (Compact SUV-J Segment)</b>				
2.0 TSI 4motion		Gasolina	4WD	1984	150	204	11.24-	■
2.0 TSI 4motion		Gasolina	4WD	1984	195	265	08.24-	■
1.5 eTSI		Gasol./eléc.	FWD	1498	96	131	09.23-	■
1.5 eTSI		Gasol./eléc.	FWD	1498	110	150	09.23-	■
1.5 TSI eHybrid		Gasol./eléc.	FWD	1498	150	204	03.24-	■
1.5 TSI eHybrid		Gasol./eléc.	FWD	1498	200	272	03.24-	■
2.0 TDI		Diesel	FWD	1968	110	150	09.23-	■
2.0 TDI 4motion		Diesel	4WD	1968	142	193	09.23-	■