

LISTA DE APLICACIONES - BUYERS GUIDE

182494

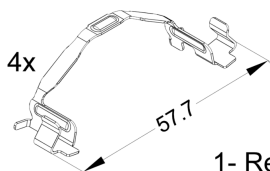
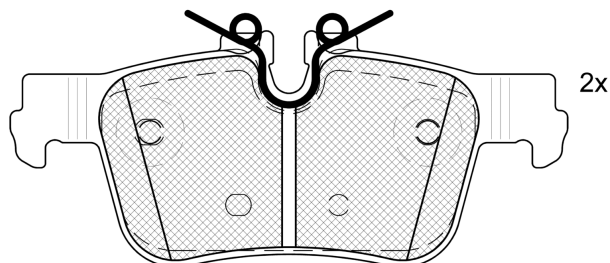
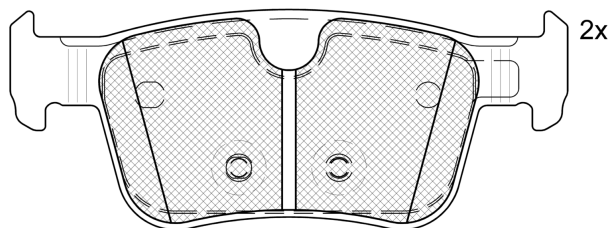


8 424073 292186

Qty: 300

Weight: 965

O.E.M.	MAKE
3 228 743 0	VOLVO
3 228 743 1	VOLVO



1- Ref. 690658 E

182494

E 9 90R-02A0111/4202



122.5x48.4x16

122.5x51.9x16

WVA	FMSI
22582	D2410-9163
26509	
MAKE	
VOLVO	



Trac.	CC	Kw	CV



Front / Rear

VOLVO

S60 III (224) 02.19-						Saloon (Compact executive car-D Segment)			
T4 (B 4204 T31)	Rim 16	Gasolina	FWD	1969	140	190	02.19-12.21	■	
T4 (B 4204 T44)	Rim 16	Gasolina	FWD	1969	140	190	02.19-12.21	■	
T4 Polestar (B 4204 T31P)		Gasolina	FWD	1969	155	210	07.19-12.21	■	
T5 AWD (B 4204 T20)	Rim 16	Gasolina	4WD	1969	183	249	05.19-12.21	■	
T5 (B 4204 T26)	Rim 16	Gasolina	FWD	1969	184	250	02.19-12.21	■	
T5 AWD (B 4204 T26)	Rim 16	Gasolina	4WD	1969	184	250	02.19-	■	
T5 Polestar (B 4204 T26P)		Gasolina	FWD	1969	186	253	07.19-12.21	■	
T5 Polestar AWD		Gasolina	4WD	1969	186	253	07.19-12.21	■	
T5 AWD (B 4204 T23)	Rim 16	Gasolina	4WD	1969	187	254	05.19-12.21	■	
T6 AWD (B 4204 T29)		Gasolina	4WD	1969	228	310	05.19-12.21	■	
T6 Polestar AWD		Gasolina	4WD	1969	240	326	05.19-12.21	■	
B3 MHEV	Rim 16, RC01,RC02	Gasol./el éc.	FWD	1969	120	163	03.20-12.23	■	
B4 Mild-Hybrid (B 420 T6)	Rim 16	Gasol./el éc.	FWD	1969	145	197	03.20-	■	
B5 Mild-Hybrid AWD	Rim 16	Gasol./el éc.	4WD	1969	183	249	03.22-	■	
B5 Mild-Hybrid (B 420 T2)	Rim 16	Gasol./el éc.	FWD	1969	184	250	03.20-	■	
B5 Mild-Hybrid AWD (B 420 T2)	Rim 16	Gasol./el éc.	4WD	1969	184	250	03.20-	■	
B6 Mild-Hybrid AWD	Rim 16, RC01,RC02	Gasol./el éc.	4WD	1969	220	299	04.21-12.22	■	
T8 Twin Engine AWD (B 4204 T34)		Gasol./el éc.	4WD	1969	287	390	02.19-12.22	■	

LISTA DE APLICACIONES - BUYERS GUIDE

S90 II (234) 01.16-					Saloon (Executive car-E Segment)			
T4 (B 4204 T31)	Rim 16	Gasolina	FWD	1969	140	190	10.17-12.21	■
T4 Polestar (B 4204 T31)	Rim 16	Gasolina	FWD	1969	155	210	06.19-12.21	■
2.0 (B 4204 T20)		Gasolina	FWD	1969	183	249	03.16-12.21	■
T5 (B 4204 T26)	Rim 16	Gasolina	FWD	1969	184	250	10.17-12.21	■
T5 Drive-E Polestar (B 4204 T26)	Rim 16	Gasolina	FWD	1969	186	253	10.17-12.21	■
T5 (B 4204 T23)	Rim 16	Gasolina	FWD	1969	187	254	03.16-12.21	■
T5 Drive-E Polestar (B 4204 T23)	Rim 16	Gasolina	FWD	1969	192	261	03.16-12.21	■
T6 AWD (B 4204 T29)	Rim 16	Gasolina	4WD	1969	228	310	10.17-12.21	■
T6 AWD (B 4204 T27)	Rim 16	Gasolina	4WD	1969	235	320	03.16-12.21	■
T6 Drive-E Polestar AWD (B 4204 T29)	Rim 16	Gasolina	4WD	1969	240	326	10.17-12.21	■
T6 Drive-E Polestar AWD (B 4204 T27)	Rim 16	Gasolina	4WD	1969	246	334	03.16-12.21	■
B4 Mild-Hybrid (B 420 T6)	Rim 16	Gasol./el éc.	FWD	1969	145	197	03.20-	■
B5 Mild-Hybrid	Rim 16	Gasol./el éc.	FWD	1969	183	249	03.22-	■
B5 Mild-Hybrid	Rim 16	Gasol./el éc.	FWD	1969	184	250	03.20-	■
B6 Mild-Hybrid AWD	Rim 16, RC01,RC02	Gasol./el éc.	4WD	1969	220	299	03.20-	■
T8 Plug-in Hybrid AWD	Rim 16, RC01,RC02	Gasol./el éc.	4WD	1969	228	310	01.22-	■
T8 Hybrid Polestar AWD (B 4204 T34)	Rim 16	Gasol./el éc.	4WD	1969	233	317	01.19-	■
T8 Plug-in Hybrid AWD (B 4204 T35)		Gasol./el éc.	4WD	1969	235	320	10.17-	■
T8 Plug-in Hybrid Polestar AWD	Rim 16	Gasol./el éc.	4WD	1969	246	334	10.17-12.22	■
T8 Hybrid AWD (B 4204 T34)	Long Wheelbase, Rim 16, RC01,RC02	Gasol./el éc.	4WD	1969	287	390	04.18-12.22	■
T8 Plug-in Hybrid AWD	Rim 16	Gasol./el éc.	4WD	1969	299	407	10.17-12.22	■
T8 Plug-in Hybrid AWD	Rim 16, RC01,RC02	Gasol./el éc.	4WD	1969	335	455	01.22-	■
T8 Plug-in Hybrid AWD	Rim 16	Gasol./el éc.	4WD	1969	340	462	04.22-	■
B5 Mild Hybrid AWD	Rim 16	Diesel/el éc.	4WD	1969	173	235	12.20-	■
B5 Mild Hybrid AWD	Rim 16	Diesel/el éc.	4WD	1969	180	245	03.23-	■
D3 (D 4204 T16)	Rim 16	Diesel	FWD	1969	110	150	03.16-12.21	■
D3 (D 4204 T9)	Rim 16	Diesel	FWD	1969	110	150	03.16-12.21	■
D4 (D 4204 T7)	Rim 16	Diesel	FWD	1969	120	163	09.18-12.21	■
D4 (D 4204 T14)	Rim 16	Diesel	FWD	1969	140	190	03.16-12.21	■
D4 AWD (D 4204 T14)	Rim 16	Diesel	4WD	1969	140	190	03.16-12.21	■
D4 Drive-E Polestar (D 4204 T14)	Rim 16	Diesel	FWD	1969	147	200	03.16-12.21	■
D4 Drive-E Polestar AWD (D 4204 T14)	Rim 16	Diesel	4WD	1969	147	200	03.16-12.21	■
D5 AWD (D 4204 T23)	Rim 16	Diesel	4WD	1969	173	235	03.16-12.21	■
D5 Polestar AWD	Rim 16	Diesel	4WD	1969	177	240	03.16-11.21	■
V60 (227) 02.18-					Estate (Compact executive car-D Segment)			
T5 AWD	Rim 16	Gasolina	4WD	1969	184	250	12.18-12.21	■
T5 Polestar AWD	Rim 16	Gasolina	4WD	1969	186	253	07.19-	■
B5 Mild-Hybrid AWD (B 420 T10)	Rim 16, RC01,RC02	Gasol./el éc.	4WD	1969	183	249	03.22-	■
B5 Mild-Hybrid AWD	Rim 16	Gasol./el éc.	4WD	1969	184	250	01.20-	■
B4 Mild-Hybrid AWD	Rim 16, RC01, RC02	Diesel/el éc.	4WD	1969	145	197	10.20-	■
D3 AWD	Rim 16	Diesel	4WD	1969	110	150	12.18-12.21	■
D4 AWD	Rim 16	Diesel	4WD	1969	140	190	12.18-12.21	■

LISTA DE APLICACIONES - BUYERS GUIDE

D4 Polestar AWD	Rim 16	Diesel	4WD	1969	147	200	02.18-12.20	■
V60 II (225) 02.18-					Estate (Compact executive car-D Segment)			
T4 (B 4204 T31)	Rim 16	Gasolina	FWD	1969	140	190	05.19-	■
T4 Polestar (B 4204 T31P)		Gasolina	FWD	1969	155	210	07.19-12.21	■
T5 (B 4204 T26)	Rim 16	Gasolina	FWD	1969	184	250	02.18-12.21	■
T5 AWD (B 4204 T26)	Rim 16	Gasolina	4WD	1969	184	250	09.18-12.21	■
T5 Polestar (B 4204 T11)		Gasolina	FWD	1969	186	253	07.19-12.21	■
T5 Polestar (B 4204 T26P)		Gasolina	FWD	1969	186	253	07.19-12.21	■
T5 Polestar AWD (B 4204 T11)		Gasolina	4WD	1969	186	253	07.19-	■
T5 Polestar AWD (B 4204 T26P)		Gasolina	4WD	1969	186	253	07.19-	■
T6 AWD	Rim 16	Gasolina	4WD	1969	228	310	02.18-12.21	■
2.0 T6 Drive-E Polestar AWD (B 4204 T29)	Rim 16	Gasolina	4WD	1969	240	326	02.18-12.21	■
B3 Mild-Hybrid (B 420 T3)	Rim 16	Gasol./el éc.	FWD	1969	120	163	03.20-	■
B4 Mild Hybrid (B 420 T6)	Rim 16	Gasol./el éc.	FWD	1969	145	197	03.20-	■
B4 Mild-Hybrid AWD	Rim 16, RC01, RC02	Gasol./el éc.	4WD	1969	145	197	03.20-	■
B5 Mild Hybrid (B 420 T2)	Rim 16	Gasol./el éc.	FWD	1969	184	250	03.20-	■
B5 Mild-Hybrid AWD (B 420 T2)	Rim 16, RC01	Gasol./el éc.	4WD	1969	184	250	03.20-	■
B6 Mild-Hybrid AWD (B 420 T)	Rim 16	Gasol./el éc.	4WD	1969	220	299	03.20-	■
T8 Plug-in Hybrid AWD	Rim 16, RC01,RC02	Gasol./el éc.	4WD	1969	228	310	03.22-	■
T6 Plug-in Hybrid AWD (B 4204 T46)	Rim 16	Gasol./el éc.	4WD	1969	250	340	03.19-12.22	■
T6 Plug-in Hybrid AWD	Rim 16	Gasol./el éc.	4WD	1969	257	349	05.22-	■
T8 Plug-in Hybrid AWD (B 4204 T34)	Rim 16	Gasol./el éc.	4WD	1969	287	390	02.18-12.22	■
T8 Plug-in Hybrid Polestar AWD (B 4204 T48)	Rim 16	Gasol./el éc.	4WD	1969	298	405	05.19-12.22	■
T8 Recharge AWD	Rim 16	Gasol./el éc.	4WD	1969	317	431	01.23-	■
T8 Plug-in Hybrid AWD	Rim 16, RC01,RC02	Gasol./el éc.	4WD	1969	335	455	05.22-	■
B4 Mild-Hybrid	Rim 16, RC01,RC02	Diesel/el éc.	FWD	1969	145	197	03.20-	■
D3	Rim 16	Diesel	FWD	1969	110	150	02.18-12.21	■
D3 AWD (D 4204 T4)	Rim 16	Diesel	4WD	1969	110	150	09.18-12.21	■
D4 (D 4204 T14)	Rim 16	Diesel	FWD	1969	140	190	02.18-12.21	■
D4 AWD (D 4204 T14)	Rim 16	Diesel	4WD	1969	140	190	09.18-12.21	■
D4 Polestar (D 4204 T14)	Rim 16	Diesel	FWD	1969	147	200	02.18-12.21	■
D4 Polestar AWD (D 4204 T14)	Rim 16	Diesel	4WD	1969	147	200	02.18-12.21	■
V90 (236) 03.16-					Estate (Executive car-E Segment)			
T5 AWD (B 4204 T23)		Gasolina	4WD	1969	183	249	03.16-12.21	■
T5 AWD (B 4204 T26)	Rim 16	Gasolina	4WD	1969	184	250	10.17-	■
T5 Polestar AWD (B 4204 T26)	Rim 16	Gasolina	4WD	1969	186	253	10.17-	■
T5 AWD (B 4204 T23)	Rim 16	Gasolina	4WD	1969	187	254	10.16-12.18	■
T5 Drive-E Polestar AWD	Rim 16	Gasolina	4WD	1969	192	261	10.16-12.18	■
T6 AWD	Rim 16	Gasolina	4WD	1969	228	310	10.17-	■
T6 AWD	Rim 16	Gasolina	4WD	1969	235	320	10.16-	■
T6 Polestar AWD	Rim 16	Gasolina	4WD	1969	240	326	10.17-	■
T6 Polestar AWD (B 4204 T27)	Rim 16	Gasolina	4WD	1969	246	334	10.16-12.17	■
B5 Mild-Hybrid	Rim 16	Gasol./el éc.	4WD	1969	183	249	03.22-	■

LISTA DE APLICACIONES - BUYERS GUIDE

B5 Mild Hybrid AWD (B 420 T2)	Rim 16	Gasol./el éc.	4WD	1969	184	250	03.20-	■	
B6 Mild-Hybrid AWD	Rim 16	Gasol./el éc.	4WD	1969	220	299	03.20-	■	
B4 Mild-Hybrid AWD	Rim 16	Diesel/el éc.	4WD	1969	145	197	10.20-	■	
B5 Mild Hybrid AWD	Rim 16	Diesel/el éc.	4WD	1969	173	235	12.20-	■	
B5 Mild Hybrid Polestar AWD	Rim 16	Diesel/el éc.	4WD	1969	180	245	11.21-	■	
D4 AWD (D 4204 T7)	Rim 16	Diesel	4WD	1969	120	163	09.18-	■	
D4 AWD	Rim 16	Diesel	4WD	1969	140	190	10.16-	■	
Polestar AWD	Rim 16	Diesel	4WD	1969	147	200	10.16-	■	
D5 AWD	Rim 16	Diesel	4WD	1969	173	235	10.16-	■	
D5 Polestar AWD	Rim 16	Diesel	4WD	1969	176	239	10.16-	■	
V90 II (235) 03.16-					Estate (Executive car-E Segment)				
T4 (B 4204 T31)	Rim 16	Gasolina	FWD	1969	140	190	10.17-12.21	■	
T4 Polestar (B 4204 T31)	Rim 16	Gasolina	FWD	1969	155	210	06.19-12.21	■	
T5 (B 4204 T23)	Rim 16	Gasolina	FWD	1969	184	250	10.17-12.21	■	
T5 (B 4204 T26)	Rim 16	Gasolina	FWD	1969	184	250	10.17-12.21	■	
T5 Polestar (B 4204 T26)	Rim 16	Gasolina	FWD	1969	186	253	10.17-03.20	■	
T5 (B 4204 T23)	Rim 16	Gasolina	FWD	1969	187	254	03.16-12.18	■	
T6 AWD (B 4204 T29)	Rim 16	Gasolina	4WD	1969	228	310	10.17-12.21	■	
T6 AWD (B 4204 T27)	Rim 16	Gasolina	4WD	1969	235	320	03.16-12.18	■	
T6 Polestar AWD (B 4204 T29)	Rim 16	Gasolina	4WD	1969	240	326	10.17-12.21	■	
B4 Mild-Hybrid	Rim 16	Gasol./el éc.	FWD	1969	145	197	03.20-	■	
B5 Mild-Hybrid	Rim 16	Gasol./el éc.	FWD	1969	184	250	03.20-	■	
T6 Plug-in Hybrid AWD		Gasol./el éc.	4WD	1969	186	253	04.21-	■	
B6 Mild-Hybrid AWD (B 420 T)	Rim 16	Gasol./el éc.	4WD	1969	220	299	03.20-	■	
T8 Plug-in Hybrid AWD	Rim 16, RC01,RC02	Gasol./el éc.	4WD	1969	228	310	03.22-	■	
T8 Plug-in Hybrid Polestar AWD (B 4204 T34)	Rim 16	Gasol./el éc.	4WD	1969	233	317	05.18-12.22	■	
T8 Plug-in Hybrid Polestar AWD (B 4204 T35)	Rim 16	Gasol./el éc.	4WD	1969	246	334	03.16-12.18	■	
T6 Plug-in-Hybrid AWD (B 4204 T46)	Rim 16	Gasol./el éc.	4WD	1969	250	340	06.20-12.22	■	
B6 Mild-Hybrid AWD (B 420 T)	Rim 16	Gasol./el éc.	4WD	1969	256	348	03.20-	■	
T6 Plug-in-Hybrid AWD	Rim 16	Gasol./el éc.	4WD	1969	257	349	01.22-	■	
T8 Hybrid AWD (B 4204 T34)	Rim 16	Gasol./el éc.	4WD	1969	287	390	04.18-12.22	■	
T8 Plug-in-Hybrid AWD (B 4204 T34)		Gasol./el éc.	4WD	1969	287	390	06.20-	■	
T8 Plug-in-Hybrid AWD (B 4204 T35)	Rim 16	Gasol./el éc.	4WD	1969	299	407	03.16-12.18	■	
T8 Recharge AWD	Rim 16	Gasol./el éc.	4WD	1969	317	431	01.23-	■	
T8 Plug-in Hybrid AWD	Rim 16, RC01,RC02	Gasol./el éc.	4WD	1969	335	455	05.22-	■	
B4 Mild-Hybrid	Rim 16	Diesel/el éc.	FWD	1969	145	197	10.20-	■	
B4 Mild-Hybrid AWD	Rim 16	Diesel/el éc.	4WD	1969	145	197	10.20-	■	
B5 Mild Hybrid AWD	Rim 16	Diesel/el éc.	4WD	1969	173	235	12.20-	■	
B5 Mild Hybrid Polestar AWD	Rim 16	Diesel/el éc.	4WD	1969	180	245	11.21-	■	
D3 (D 4204 T16)	Rim 16	Diesel	FWD	1969	110	150	03.16-12.21	■	

LISTA DE APLICACIONES - BUYERS GUIDE

D3 (D 4204 T9)	Rim 16	Diesel	FWD	1969	110	150	03.16-12.21	■
D3 AWD (D 4204 T4)	Rim 16	Diesel	4WD	1969	110	150	03.16-12.21	■
D4 (D 4204 T7)	Rim 16	Diesel	FWD	1969	120	163	09.18-12.21	■
D4 (D 4204 T14)	Rim 16	Diesel	FWD	1969	140	190	03.16-12.21	■
D4 AWD (D 4204 T14)	Rim 16	Diesel	4WD	1969	140	190	03.16-12.21	■
D4 Polestar	Rim 16	Diesel	FWD	1969	147	200	10.16-12.21	■
Polestar AWD (D 4204 T14)	Rim 16	Diesel	4WD	1969	147	200	10.16-12.21	■
D5 AWD (D 4204 T23)	Rim 16	Diesel	4WD	1969	173	235	03.16-12.21	■
D5 Polestar AWD (D 4204 T23)	Rim 16	Diesel	4WD	1969	176	239	10.16-12.21	■
XC60 II (246) 03.17-				SUV (Compact SUV-J Segment)				
T4 (B 4204 T31)	RK01,RC02, RC01, Rim 16	Gasolina	FWD	1969	140	190	09.18-12.21	■
T4 Polestar (B 4204 T31P)	RK01,RC02, RC01, Rim 16	Gasolina	FWD	1969	155	210	07.19-12.21	■
T5 AWD (B 4204 T20)		Gasolina	4WD	1969	183	249	10.17-12.21	■
T5 (B 4204 T26)	RK01,RC02, RC01, Rim 16	Gasolina	FWD	1969	184	250	10.17-12.20	■
T5 AWD (B 4204 T26)	RK01,RC02, RC01, Rim 16	Gasolina	4WD	1969	184	250	10.17-12.20	■
T5 Polestar (B 4204 T26P)	RK01,RC02, RC01, Rim 16	Gasolina	FWD	1969	186	253	05.19-12.20	■
T5 Polestar AWD (B 4204 T26P)	RK01,RC02, RC01, Rim 16	Gasolina	4WD	1969	186	253	05.19-12.20	■
T5 (B 4204 T23)	RK01,RC02, RC01, Rim 16	Gasolina	FWD	1969	187	254	03.17-	■
T5 AWD (B 4204 T23)	RK01,RC02, RC01, Rim 16	Gasolina	4WD	1969	187	254	03.17-12.21	■
T5 Polestar AWD (B 4204 T23)	RK01,RC02, RC01, Rim 16	Gasolina	4WD	1969	192	261	03.17-12.18	■
T6 AWD (B 4204 T29)	RK01,RC02, RC01, Rim 16	Gasolina	4WD	1969	228	310	10.17-12.21	■
T6 AWD (B 4204 T27)	RK01,RC02, RC01, Rim 16	Gasolina	4WD	1969	235	320	03.17-12.21	■
T6 Polestar AWD (B 4204 T29P)	RK01,RC02, RC01, Rim 16	Gasolina	4WD	1969	240	326	12.18-08.19	■
T6 Polestar AWD (B 4204 T27)	RK01,RC02, RC01, Rim 16	Gasolina	4WD	1969	246	334	03.17-12.21	■
B4 Mild-Hybrid (B 420 T6)	Rim 16	Gasol./el éc.	FWD	1969	145	197	09.19-	■
2.0 B5 Mild-Hybrid (B 420 T10)	Rim 16, RC01,RC02, RK01	Gasol./el éc.	FWD	1969	183	249	03.22-	■
2.0 B5 Mild-Hybrid AWD (B 420 T10)	Rim 16, RC01,RC02, RK01,RC02	Gasol./el éc.	4WD	1969	183	249	03.22-	■
B5 Mild-Hybrid (B 420 T2)	RK01,RC02, RC01, Rim 16	Gasol./el éc.	FWD	1969	184	250	01.20-	■
B5 Mild-Hybrid AWD (B 420 T2)	RK01,RC02, RC01, Rim 16	Gasol./el éc.	4WD	1969	184	250	01.20-	■
B4 Plug-In Hybrid AWD	Rim 16, RC01,RC02, RK01	Gasol./el éc.	4WD	1969	186	253	01.21-	■
B6 Mild-Hybrid AWD (B 420 T)	RK01,RC02, RC01, Rim 16	Gasol./el éc.	4WD	1969	220	299	03.20-	■
T8 Hybrid AWD (B 4204 T35)	RK01,RC02, RC01, Rim 16	Gasol./el éc.	4WD	1969	246	334	03.17-12.22	■
T8 Hybrid Polestar AWD	RK01, RC01, Rim 16	Gasol./el éc.	4WD	1969	246	334	05.21-12.22	■
B4 Plug-In Hybrid		Gasol./el éc.	FWD	1969	250	340	01.21-12.22	■
B4 Plug-In Hybrid AWD	Rim 16, RC01,RC02, RK01	Gasol./el éc.	4WD	1969	250	340	01.21-12.22	■
T6 Plug-in Hybrid AWD	Rim 16	Gasol./el éc.	4WD	1969	250	340	04.21-	■
T6 Plug-in Hybrid AWD	Rim 16	Gasol./el éc.	4WD	1969	257	349	01.22-	■
T8 Hybrid AWD (B 4204 T34)	RK01,RC02, RC01, Rim 16	Gasol./el éc.	4WD	1969	287	390	02.18-12.22	■
T6 Plug-in Hybrid AWD		Gasol./el éc.	4WD	1969	293	398	04.22-	■
T8 Hybrid AWD	Rim 16	Gasol./el éc.	4WD	1969	298	405	09.17-12.22	■
T8 Hybrid Polestar AWD (B 4204 T34)	Rim 16	Gasol./el éc.	4WD	1969	298	405	01.19-12.22	■
T8 Hybrid Polestar AWD (B 4204 T48)	Rim 16	Gasol./el éc.	4WD	1969	298	405	01.19-12.22	■

LISTA DE APLICACIONES - BUYERS GUIDE

T8 Hybrid AWD (B 4204 T35)	RK01,RC02, RC01, Rim 16	Gasol./el éc.	4WD	1969	299	407	03.17-12.22	■	
T8 Hybrid AWD	Rim 16, RC01,RC02, RK01	Gasol./el éc.	4WD	1969	335	456	01.22-	■	
B4 Mild-Hybrid	Rim 16, RC01,RK01, RC02	Diesel/el éc.	FWD	1969	145	197	05.19-	■	
B4 Mild-Hybrid AWD	Rim 16, RC01,RK01, RC02	Diesel/el éc.	4WD	1969	145	197	04.19-	■	
B5 Mild-Hybrid AWD (D 420 T2)	RK01,RC02, RC01, Rim 16	Diesel/el éc.	4WD	1969	173	235	04.19-	■	
B5 Mild-Hybrid Polestar AWD		Diesel/el éc.	4WD	1969	180	245	01.21-	■	
D3 (D 4204 T4)	RK01,RC02, RC01, Rim 16	Diesel	FWD	1969	110	150	03.17-12.21	■	
D4 (D 4204 T7)	RK01,RC02, RC01, Rim 16	Diesel	FWD	1969	120	163	12.18-12.21	■	
D4 (D 4204 T14)	RK01,RC02, RC01, Rim 16	Diesel	FWD	1969	140	190	03.17-12.21	■	
D4 AWD (D 4204 T14)	RK01,RC02, RC01, Rim 16	Diesel	4WD	1969	140	190	03.17-12.21	■	
D4 Polestar (D 4204 T14)	RK01,RC02, RC01, Rim 16	Diesel	FWD	1969	147	200	12.18-06.20	■	
D4 Polestar AWD (D 4204 T14)	RK01,RC02, RC01, Rim 16	Diesel	4WD	1969	147	200	01.19-12.21	■	
D5 AWD (D 4204 T23)	RK01,RC02, RC01, Rim 16	Diesel	4WD	1969	173	235	03.17-12.22	■	
D5 Polestar AWD (D 4204 T23)	Rim 16	Diesel	4WD	1969	177	240	10.18-03.20	■	
XC90 II (256) 09.14-						SUV (Luxury Crossover SUV-J Segment)			
B5 Mild-Hybrid Polestar AWD	Rim 16	Diesel/el éc.	4WD	1969	180	245	01.21-	■	