

LISTA DE APLICACIONES - BUYERS GUIDE

182512

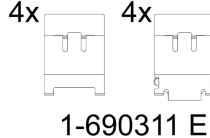
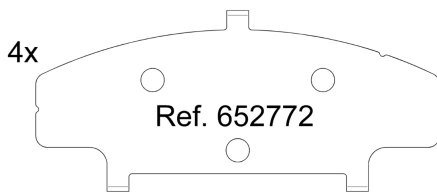
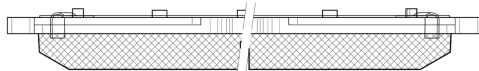
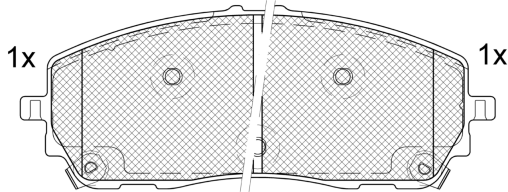
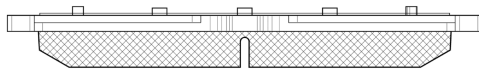
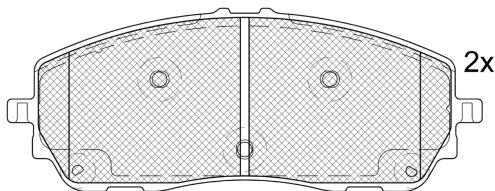


8 424073 293121

Qty: 300

Weight: 2.410

O.E.M.	MAKE
04465-F4050	TOYOTA



182512



90R-02A0111/6005



Chassis Brake Int. (Bosch)

162.3x62.6x18.4

WVA
27052
27053
27054

MAKE
TOYOTA



Trac.	CC	Kw	CV
-------	----	----	----



Front / Rear

TOYOTA

C-HR (_X2_, _H2_) 10.23-

SUV (Compact SUV-J Segment)

Model	Trac.	CC	Kw	CV	Year	Front / Rear
Hybrid (ZYG20)	FWD	1798	103	140	10.23-	■
Hybrid (MAXH20)	FWD	1987	145	197	10.23-	■
Hybrid AWD (MAXH25)	4WD	1987	145	197	10.23-	■
PHEV (MAXH21)	FWD	1987	164	223	01.24-	■