

# LISTA DE APLICACIONES - BUYERS GUIDE

## 182532

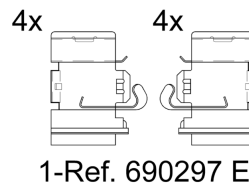
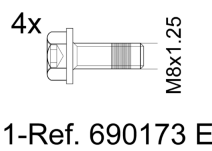
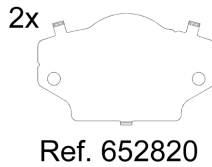
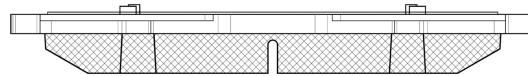
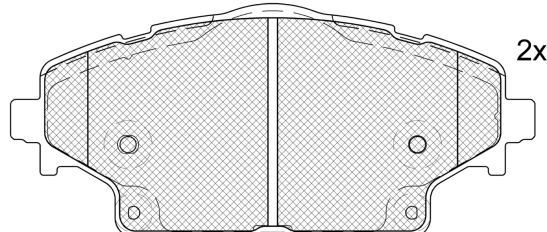
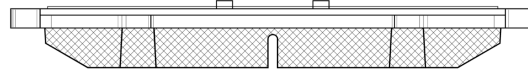
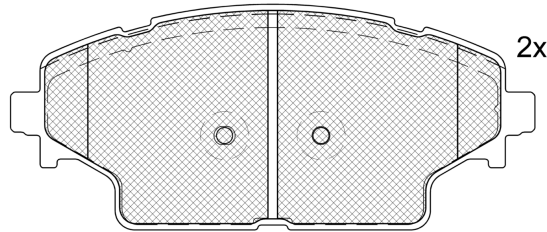


8 424073 293749

Qty: 300

Weight: 2.825

O.E.M.	MAKE
16 380 056 80	DS



## 182532

**E 9 90R-02A0111/5385**



Trw

163.1x70.2x19
163.1x72.7x19

WVA
20497
20498

MAKE
DS
DS (CAPSA)



Trac.	CC	Kw	CV
-------	----	----	----



Front / Rear

### DS

DS 9 (X2_) 09.20-							Saloon (Executive car-E Segment)			
1.6 PureTech 225 (X25GGR)	discØ 330	Gasolina	FWD	1598	165	224	09.20-08.22	■		
1.6 E-TENSE 225 (X2DGZR)	discØ 330	Gasol./el éc.	FWD	1598	133	181	09.20-	■		
E-TENSE 360 4x4 (X25GBR)	discØ 330	Gasol./el éc.	4WD	1598	147	200	06.21-	■		
1.6 E-TENSE 225 (X2DGZR)	discØ 330	Gasol./el éc.	FWD	1598	165	225	09.20-06.22	■		
E-TENSE 360 4x4 (X25GBR)	discØ 330	Gasol./el éc.	4WD	1598	265	360	06.21-08.24	■		

### DS (CAPSA)

DS 9 03.21-							Saloon (Executive car-E Segment)			
1.6 45THP (5G06 (EP6FADTX))	discØ 330	Gasolina	FWD	1598	158	215	03.21-	■		
1.6 E-TENSE (5G06 (EP6FADTX),TZ270-XS001)	discØ 330	Gasol./el éc.	FWD	1598	147	200	03.21-	■		