


LISTA DE APLICACIONES - BUYERS GUIDE

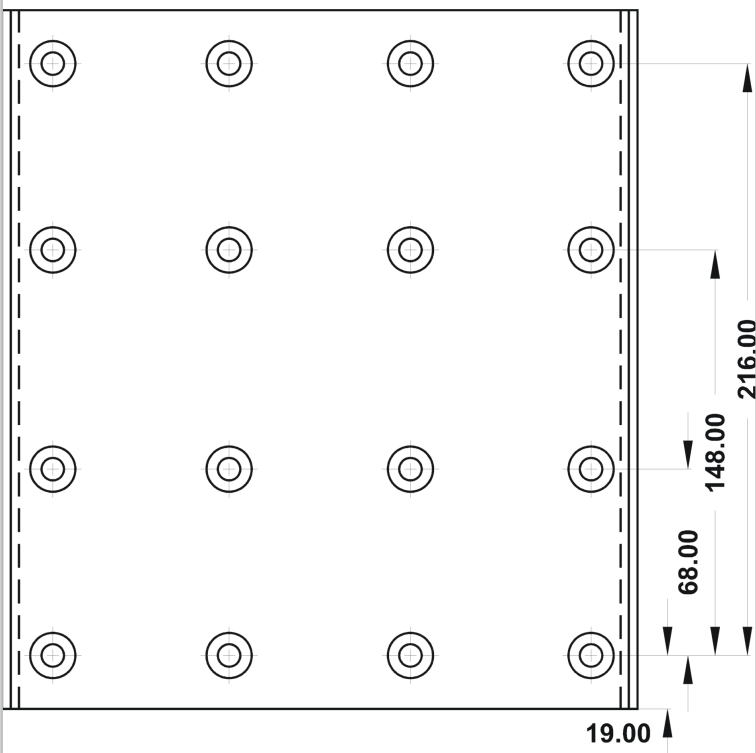
21 9933 00




8 424073 075352

Qty: 850 Weight: 10.400

O.E.M.	MAKE
1 5352 50	SCANIA



21 9933 00



254x19.1x235- Ø413

WVA
19933
MAKE
SCANIA



Trac.	CC	Kw	CV
-------	----	----	----



Front / Rear

SCANIA

2 Series 05.80-03.98

CN 112	01/87-	Diesel					05.80-	■
CR 112	01/87-	Diesel					05.80-	■
G 92 M	01/88-	Diesel					05.80-	■
N 112 AL	01/87-	Diesel					05.80-	■
N 112 AL	01/88-	Diesel					05.80-	■
P 92 H	01/88-	Diesel					05.80-	■
P 92 H	01/88-	Diesel					05.80-	■
P 92 M	01/88-	Diesel					05.80-	■
T 92 H	01/88-	Diesel					05.80-	■
T 92 H	01/88-	Diesel					05.80-	■

3 Series 05.87-12.98

G 93 E,H,M	01/88-	Diesel					05.87-	■
P 113 MA 130	01/88-	Diesel					05.87-	■
P 113 MA 310	01/88-	Diesel					05.87-	■
P 113 MA 360	01/88-	Diesel					05.87-	■
P 113 MAR 320	01/88-	Diesel					05.87-	■
P 113 MAR 320	01/88-	Diesel					05.87-	■
P 113 MAR 320 Twin Steer	01/88-, Auxiliary Axle	Diesel					05.87-	■
P 113 MAR 320 Twin Steer	01/88-, Auxiliary Axle	Diesel					05.87-	■
P 113 ML 310	01/88-	Diesel					05.87-	■
P 113 MLR 320	01/88-	Diesel					05.87-	■
P 113 MLR 320	01/88-	Diesel					05.87-	■
P 113 MLR 320	01/88-	Diesel					05.87-	■

LISTA DE APLICACIONES - BUYERS GUIDE

P 93 E,H,M	01/88-	Diesel					05.87-	■
R 113 HLR 360	01/88-	Diesel					05.87-	■
R 113 MA 320	01/88-	Diesel					05.87-	■
R 113 MA 320 Twin Steer	01/88-, Auxiliary Axle	Diesel					05.87-	■
R 113 MA 450 Twin Steer	01/88-, Auxiliary Axle	Diesel					05.87-	■
R 113 MAR 320	01/88-	Diesel					05.87-	■
R 113 MAR 360	01/88-	Diesel					05.87-	■
R 113 MAR 360	01/88-	Diesel					05.87-	■
R 113 MAR 360 Twin Steer	01/88-, Auxiliary Axle	Diesel					05.87-	■
R 113 MAR 360 Twin Steer	01/88-, Auxiliary Axle	Diesel					05.87-	■
R 113 MAR 470 Twin Steer	01/88-, Auxiliary Axle	Diesel					05.87-	■
R 113 MAR 470 Twin Steer	01/88-, Auxiliary Axle	Diesel					05.87-	■
R 143 EL 450	01/88-	Diesel					05.87-	■
R 143 ELR 470	01/88-	Diesel					05.87-	■
R 143 HL 450	01/88-	Diesel					05.87-	■
R 143 MA 450	01/88-	Diesel					05.87-	■
R 143 MA 450	01/88-	Diesel					05.87-	■
R 143 MAR 470	01/88-	Diesel					05.87-	■
R 143 MAR 470	01/88-	Diesel					05.87-	■
T 93 E,H,M	01/88-	Diesel					05.87-	■
T 93 E,H,M	01/88-	Diesel					05.87-	■
4 Series 05.95-					Dump Truck			
94 C/260 (DSC 9.12)	-12/00	Diesel		8974	191	260	12.96-04.08	■
94 C/260 (DSC 9.12)	-12/00	Diesel		8974	191	260	12.96-04.08	■
94 C/260 (DC 9.02)	-12/00	Diesel		8974	191	260	12.96-04.08	■
94 C/260 (DSC 9.12)	-12/00	Diesel		8974	191	260	12.96-04.08	■
94 C/260 (DSC 9.12)	-12/00	Diesel		8974	191	260	12.96-04.08	■
94 C/260 (DSC 9.12)	-12/00	Diesel		8974	191	260	12.96-04.08	■
T 94 C/260 (DSC 9.12)	-12/00	Diesel		8974	191	260	12.96-04.08	■
94 C/310 (DSC 9.13)	-12/00	Diesel		8974	228	310	08.96-04.08	■
94 C/310 (DSC 9.15)	-12/00	Diesel		8974	228	310	08.96-04.08	■
94 C/310 (DSC 9.13)	-12/00	Diesel		8974	228	310	08.96-04.08	■
94 C/310 (DSC 9.15)	-12/00	Diesel		8974	228	310	08.96-04.08	■
94 C/310 (DSC 9.13)	-12/00	Diesel		8974	228	310	08.96-04.08	■
94 C/310 (DSC 9.15)	-12/00	Diesel		8974	228	310	08.96-04.08	■
94 C/310 (DSC 9.13)	-12/00	Diesel		8974	228	310	08.96-04.08	■
94 C/310 (DSC 9.15)	-12/00	Diesel		8974	228	310	08.96-04.08	■
94 C/310 (DSC 9.13)	-12/00	Diesel		8974	228	310	08.96-04.08	■
94 C/310 (DSC 9.15)	-12/00	Diesel		8974	228	310	08.96-04.08	■
T 94 C/310 (DSC 9.13)	-12/00	Diesel		8974	228	310	09.96-04.08	■
114 C/340 (DC 11.01)	-12/00	Diesel		10640	250	340	03.98-04.08	■
114 C/340 (DC 11.03)	-12/00	Diesel		10640	250	340	03.98-04.08	■
114 C/340 (DC 11.01)	-12/00	Diesel		10640	250	340	03.98-04.08	■
114 C/340 (DC 11.03)	-12/00	Diesel		10640	250	340	03.98-04.08	■
114 C/340 (DC 11.01)	-12/00	Diesel		10640	250	340	03.98-04.08	■
114 C/340 (DC 11.03)	-12/00	Diesel		10640	250	340	03.98-04.08	■
114 C/340 (DC 11.01)	-12/00	Diesel		10640	250	340	03.98-04.08	■
114 C/340 (DC 11.03)	-12/00	Diesel		10640	250	340	03.98-04.08	■
114 C/340 (DC 11.01)	-12/00	Diesel		10640	250	340	03.98-04.08	■
114 C/340 (DC 11.03)	-12/00	Diesel		10640	250	340	03.98-04.08	■
T 114 C/340 (DC 11.01)	-12/00	Diesel		10640	250	340	03.98-04.08	■

LISTA DE APLICACIONES - BUYERS GUIDE

T 114 C/340 (DC 11.03)	-12/00	Diesel		10640	250	340	03.98-04.08	■
114 C/380 (DC 11.02)	-12/00	Diesel		10640	280	381	03.98-04.08	■
114 C/380 (DC 11.02)	-12/00	Diesel		10640	280	381	03.98-04.08	■
114 C/380 (DC 11.02)	-12/00	Diesel		10640	280	381	03.98-04.08	■
114 C/380 (DC 11.02)	-12/00	Diesel		10640	280	381	03.98-04.08	■
114 C/380 (DC 11.02)	-12/00	Diesel		10640	280	381	03.98-04.08	■
114 C/380 (DC 11.04)	-12/00	Diesel		10640	280	381	03.98-04.08	■
T 114 C/380 (DC 11.02)	-12/00	Diesel		10640	280	380	03.98-04.08	■
114 C/340 (DSC 11.79)	-12/00	Diesel		11020	250	340	05.96-04.08	■
114 C/340 (DSC 11.79)	-12/00	Diesel		11020	250	340	05.96-04.08	■
114 C/340 (DSC 11.79)	-12/00	Diesel		11020	250	340	05.96-04.08	■
114 C/340 (DSC 11.79)	-12/00	Diesel		11020	250	340	05.96-04.08	■
114 C/340 (DSC 11.79)	-12/00	Diesel		11020	250	340	05.96-04.08	■
124 C/360 (DSC 12.02)	-12/00	Diesel		11705	265	360	09.96-04.08	■
124 C/360 (DSC 12.02)	-12/00	Diesel		11705	265	360	09.96-04.08	■
124 C/360 (DSC 12.02)	-12/00	Diesel		11705	265	360	09.96-04.08	■
124 C/360 (DSC 12.02)	-12/00	Diesel		11705	265	360	09.96-04.08	■
124 C/360 (DSC 12.02)	-12/00	Diesel		11705	265	360	09.96-04.08	■
T 124 C/360 (DSC 12.02)	-12/00	Diesel		11705	265	360	09.95-04.08	■
124 C/400 (DSC 12.01)	-12/00	Diesel		11705	294	400	09.96-04.08	■
124 C/400 (DSC 12.01)	-12/00	Diesel		11705	294	400	09.96-04.08	■
124 C/400 (DSC 12.01)	-12/00	Diesel		11705	294	400	09.96-04.08	■
124 C/400 (DSC 12.01)	-12/00	Diesel		11705	294	400	09.96-04.08	■
124 C/400 (DSC 12.01)	-12/00	Diesel		11705	294	400	09.96-04.08	■
T 124 C/400 (DSC 12.01)	-12/00	Diesel		11705	294	400	05.96-04.08	■
T 124 C/420 (DC 12.01)	-12/00	Diesel		11705	309	420	05.96-04.08	■
T 124 C/420 (DSC 12.05)	-12/00	Diesel		11705	309	420	05.96-04.08	■
144 C/460 (DSC 14.15)	-12/00	Diesel		14190	338	460	09.96-04.08	■
144 C/460 (DSC 14.15)	-12/00	Diesel		14190	338	460	09.96-04.08	■
144 C/530 (DSC 14.13)	-12/00	Diesel		14190	390	530	09.96-04.08	■
144 C/530 (DSC 14.13)	-12/00	Diesel		14190	390	530	09.96-04.08	■
164 C/480 (DC 16.02)	-12/01	Diesel		15607	353	480	05.00-04.08	■
164 C/480 (DC 16.02)	-12/01	Diesel		15607	353	480	05.00-04.08	■
164 C/480 (DC 16.02)	-12/01	Diesel		15607	353	480	05.00-04.08	■
164 C/480 (DC 16.02)	-12/01	Diesel		15607	353	480	05.00-04.08	■
164 C/480 (DC 16.02)	-12/01	Diesel		15607	353	480	05.00-04.08	■
4 Series 05.95-					Platform/Chassis			
94 D/220 (DSC 9.11)	-12/00	Diesel		8974	162	220	08.96-04.08	■
94 D/220 (DSC 9.11)	-12/00	Diesel		8974	162	220	08.96-04.08	■
94 G/220 (DSC 9.11)	-12/00	Diesel		8974	162	220	08.96-04.08	■
94 G/220 (DSC 9.11)	-12/00	Diesel		8974	162	220	01.98-04.08	■
T 94 G/220 (DSC 9.11)	-12/00	Diesel		8974	162	220	08.96-04.08	■
T 94 G/220 (DSC 9.11)	-12/00	Diesel		8974	162	220	08.96-04.08	■
94 D/230 (DC 9.01)	-12/00	Diesel		8974	169	230	08.99-04.08	■
94 D/230 (DC 9.04)	-12/00	Diesel		8974	169	230	08.99-04.08	■
94 D/230 (DC 9.01)	-12/00	Diesel		8974	169	230	08.99-04.08	■
94 D/230 (DC 9.04)	-12/00	Diesel		8974	169	230	08.99-04.08	■
T 94 G/230 (DC 9.01)	-12/00	Diesel		8974	169	230	04.99-04.08	■
T 94 G/230 (DC 9.01)	-12/00	Diesel		8974	169	230	04.99-04.08	■
94 C/260 (DSC 9.12)	-12/00	Diesel		8974	191	260	12.96-04.08	■
94 C/260 (DSC 9.12)	-12/00	Diesel		8974	191	260	12.96-04.08	■

LISTA DE APLICACIONES - BUYERS GUIDE

94 D/260 (DC 9.02)	-12/00	Diesel		8974	191	260	08.96-04.08	■
94 D/260 (DSC 9.12)	-12/00	Diesel		8974	191	260	08.96-04.08	■
94 D/260 (DSC 9.12)	-12/00	Diesel		8974	191	260	08.96-04.08	■
94 G/260 (DSC 9.12)	-12/00	Diesel		8974	191	260	08.96-04.08	■
94 G/260 (DSC 9.12)	-12/00	Diesel		8974	191	260	01.98-04.08	■
T 94 C/260 (DSC 9.12)	-12/00	Diesel		8974	191	260	12.96-04.08	■
T 94 C/260 (DSC 9.12)	-12/00	Diesel		8974	191	260	12.96-04.08	■
T 94 G/260 (DSC 9.12)	-12/00	Diesel		8974	191	260	12.96-04.08	■
T 94 G/260 (DSC 9.12)	-12/00	Diesel		8974	191	260	12.96-04.08	■
T 94 G/260 (DSC 9.12)	-12/00	Diesel		8974	191	260	12.96-04.08	■
T 94 G/310 (DC 9.03)	-12/00	Diesel		8974	221	300	12.96-04.08	■
T 94 G/310 (DSC 9.13)	-12/00	Diesel		8974	221	300	12.96-04.08	■
T 94 G/310 (DSC 9.15)	-12/00	Diesel		8974	221	300	12.96-04.08	■
94 C/310 (DSC 9.13)	-12/00	Diesel		8974	228	310	08.96-04.08	■
94 C/310 (DSC 9.15)	-12/00	Diesel		8974	228	310	08.96-04.08	■
94 C/310 (DSC 9.13)	-12/00	Diesel		8974	228	310	08.96-04.08	■
94 C/310 (DSC 9.15)	-12/00	Diesel		8974	228	310	08.96-04.08	■
94 D/310 (DSC 9.13)	-12/00	Diesel		8974	228	310	12.96-04.08	■
94 D/310 (DSC 9.15)	-12/00	Diesel		8974	228	310	12.96-04.08	■
94 D/310 (DSC 9.13)	-12/00	Diesel		8974	228	310	01.98-04.08	■
94 D/310 (DSC 9.15)	-12/00	Diesel		8974	228	310	01.98-04.08	■
94 G/310 (DSC 9.13)	-12/00	Diesel		8974	228	310	08.96-04.08	■
94 G/310 (DSC 9.15)	-12/00	Diesel		8974	228	310	08.96-04.08	■
94 L/310 (DSC 9.13)	-12/00	Diesel		8974	228	310	08.96-04.08	■
94 L/310 (DSC 9.15)	-12/00	Diesel		8974	228	310	08.96-04.08	■
94 L/310 (DSC 9.13)	-12/00	Diesel		8974	228	310	08.96-04.08	■
94 L/310 (DSC 9.15)	-12/00	Diesel		8974	228	310	08.96-04.08	■
94 L/310 (DSC 9.13)	-12/00	Diesel		8974	228	310	08.96-04.08	■
94 L/310 (DSC 9.15)	-12/00	Diesel		8974	228	310	08.96-04.08	■
T 94 C/310 (DSC 9.13)	-12/00	Diesel		8974	228	310	09.96-04.08	■
T 94 C/310 (DSC 9.13)	-12/00	Diesel		8974	228	310	09.96-04.08	■
T 94 G/310 (DSC 9.13)	-12/00	Diesel		8974	228	310	12.96-04.08	■
T 94 G/310 (DSC 9.15)	-12/00	Diesel		8974	228	310	12.96-04.08	■
T 94 G/310 (DSC 9.13)	-12/00	Diesel		8974	228	310	09.96-04.08	■
94 C/310 (DSC 9.13)	-12/00	Diesel		9000	228	310	08.96-04.08	■
94 C/310 (DSC 9.15)	-12/00	Diesel		9000	228	310	08.96-04.08	■
94 G/310 (DSC 9.13)	-12/00	Diesel		9000	228	310	08.96-04.08	■
94 G/310 (DSC 9.15)	-12/00	Diesel		9000	228	310	08.96-04.08	■
114 G/340 (DC 11.01)	-12/00	Diesel		10600	250	340	03.98-04.08	■
114 G/340 (DC 11.03)	-12/00	Diesel		10600	250	340	03.98-04.08	■
114 C/340 (DC 11.01)	-12/00	Diesel		10640	250	340	03.98-04.08	■
114 C/340 (DC 11.03)	-12/00	Diesel		10640	250	340	03.98-04.08	■
114 C/340 (DC 11.01)	-12/00	Diesel		10640	250	340	03.98-04.08	■
114 C/340 (DC 11.03)	-12/00	Diesel		10640	250	340	03.98-04.08	■
114 G/340 (DC 11.01)	-12/00	Diesel		10640	250	340	03.98-04.08	■
114 G/340 (DC 11.03)	-12/00	Diesel		10640	250	340	03.98-04.08	■
114 G/340 (DC 11.01)	-12/00	Diesel		10640	250	340	03.98-04.08	■
114 G/340 (DC 11.03)	-12/00	Diesel		10640	250	340	03.98-04.08	■
114 G/340 (DC 11.01)	-12/00	Diesel		10640	250	340	03.98-04.08	■
114 G/340 (DC 11.03)	-12/00	Diesel		10640	250	340	03.98-04.08	■
114 L/340 (DC 11.01)	-12/00	Diesel		10640	250	340	03.98-04.08	■

LISTA DE APLICACIONES - BUYERS GUIDE

[illegible]

LISTA DE APLICACIONES - BUYERS GUIDE

[illegible]

LISTA DE APLICACIONES - BUYERS GUIDE

144 G/530 (DSC 14.13)	-12/00	Diesel		14190	390	530	04.96-04.08	■
144 G/530 (DSC 14.13)	-12/00	Diesel		14190	390	530	04.96-04.08	■
144 G/530 (DSC 14.13)	-12/00	Diesel		14190	390	530	04.96-04.08	■
144 L/530 (DSC 14.13)	-12/00	Diesel		14190	390	530	11.95-04.08	■
144 L/530 (DSC 14.13)	-12/00	Diesel		14190	390	530	11.95-04.08	■
T 144 C/530 (DSC 14.13)	-12/00	Diesel		14190	390	530	09.95-04.08	■
T 144 C/530 (DSC 14.13)	-12/00	Diesel		14190	390	530	09.95-04.08	■
T 144 G/530 (DSC 14.13)	-12/00	Diesel		14190	390	530	03.97-04.08	■
T 144 G/530 (DSC 14.13)	-12/00	Diesel		14190	390	530	03.97-04.08	■
T 144 G/530 (DSC 14.13)	-12/00	Diesel		14190	390	530	03.97-04.08	■
144 L/460 (DSC 14.15)	-12/00	Diesel		14200	338	460	11.95-04.08	■
144 L/530 (DSC 14.13)	-12/00	Diesel		14200	390	530	11.95-04.08	■
164 C/480 (DC 16.02)	-12/01	Diesel		15607	353	480	05.00-04.08	■
164 C/480 (DC 16.02)	-12/01	Diesel		15607	353	480	05.00-04.08	■
164 C/480 (DC 16.02)	-12/01	Diesel		15607	353	480	05.00-04.08	■
164 G/480 (DC 16.02)	-12/01	Diesel		15607	353	480	05.00-04.08	■
164 G/480 (DC 16.02)	-12/01	Diesel		15607	353	480	05.00-04.08	■
164 L/480 (DC 16.02)	-12/01	Diesel		15607	353	480	05.00-04.08	■
164 L/480 (DC 16.02)	-12/01	Diesel		15607	353	480	05.00-04.08	■
164 L/480 (DC 16.02)	-12/01	Diesel		15607	353	480	05.00-04.08	■
164 C/580 (DC 16.01)	-12/01	Diesel		15607	426	580	05.00-04.08	■
164 C/580 (DC 16.01)	-12/01	Diesel		15607	426	580	05.00-04.08	■
164 G/580 (DC 16.01)	-12/01	Diesel		15607	426	580	05.00-04.08	■
164 L/580 (DC 16.01)	-12/01	Diesel		15607	426	580	05.00-04.08	■
164 L/580 (DC 16.01)	-12/01	Diesel		15607	426	580	05.00-04.08	■
164 L/580 (DC 16.01)	-12/01	Diesel		15607	426	580	05.00-04.08	■
4 Series 05.95-					Truck Tractor			
94 D/220 (DSC 9.11)	-12/00	Diesel		8974	162	220	08.96-04.08	■
94 G/220 (DSC 9.11)	-12/00	Diesel		8974	162	220	08.96-04.08	■
T 94 G/220 (DSC 9.11)	-12/00	Diesel		8974	162	220	08.96-04.08	■
94 D/230 (DC 9.01)	-12/00	Diesel		8974	169	230	08.99-04.08	■
94 D/230 (DC 9.04)	-12/00	Diesel		8974	169	230	08.99-04.08	■
T 94 G/230 (DC 9.01)	-12/00	Diesel		8974	169	230	04.99-04.08	■
94 D/260 (DC 9.02)	-12/00	Diesel		8974	191	260	08.96-04.08	■
94 D/260 (DSC 9.12)	-12/00	Diesel		8974	191	260	08.96-04.08	■
94 G/260 (DSC 9.12)	-12/00	Diesel		8974	191	260	08.96-04.08	■
T 94 G/260 (DSC 9.12)	-12/00	Diesel		8974	191	260	12.96-04.08	■
94 C/310 (DSC 9.13)	-12/00	Diesel		8974	228	310	08.96-04.08	■
94 C/310 (DSC 9.15)	-12/00	Diesel		8974	228	310	08.96-04.08	■
94 D/310 (DSC 9.13)	-12/00	Diesel		8974	228	310	12.96-04.08	■
94 D/310 (DSC 9.15)	-12/00	Diesel		8974	228	310	12.96-04.08	■
94 G/310 (DSC 9.13)	-12/00	Diesel		8974	228	310	08.96-04.08	■
94 G/310 (DSC 9.15)	-12/00	Diesel		8974	228	310	08.96-04.08	■
94 L/310 (DSC 9.13)	-12/00	Diesel		8974	228	310	08.96-04.08	■
94 L/310 (DSC 9.15)	-12/00	Diesel		8974	228	310	08.96-04.08	■
94 L/310 (DSC 9.13)	-12/00	Diesel		8974	228	310	08.96-04.08	■
94 L/310 (DSC 9.15)	-12/00	Diesel		8974	228	310	08.96-04.08	■
T 94 C/310 (DSC 9.13)	-12/00	Diesel		8974	228	310	09.96-04.08	■
T 94 G/310 (DSC 9.13)	-12/00	Diesel		8974	228	310	12.96-04.08	■
T 94 G/310 (DSC 9.15)	-12/00	Diesel		8974	228	310	12.96-04.08	■
T 94 L/310 (DSC 9.13)	-12/00	Diesel		8974	228	310	09.96-04.08	■

LISTA DE APLICACIONES - BUYERS GUIDE

[illegible]

LISTA DE APLICACIONES - BUYERS GUIDE

[illegible]

LISTA DE APLICACIONES - BUYERS GUIDE

T 124 G/420 (DSC 12.05)	-12/00	Diesel		11705	309	420	09.97-04.08
T 124 G/420 (DC 12.01)	-12/00	Diesel		11705	309	420	09.97-04.08
T 124 G/420 (DSC 12.05)	-12/00	Diesel		11705	309	420	09.97-04.08
T 124 L/420 (DC 12.01)	-12/00	Diesel		11705	309	420	05.96-04.08
T 124 L/420 (DSC 12.05)	-12/00	Diesel		11705	309	420	05.96-04.08
T 124 L/420 (DC 12.01)	-12/00	Diesel		11705	309	420	09.97-04.08
T 124 L/420 (DSC 12.05)	-12/00	Diesel		11705	309	420	09.97-04.08
T 124 L/420 (DC 12.01)	-12/00	Diesel		11705	309	420	09.97-04.08
T 124 L/420 (DSC 12.05)	-12/00	Diesel		11705	309	420	09.97-04.08
144 C/460 (DSC 14.15)	-12/00	Diesel		14190	338	460	09.96-04.08
144 C/460 (DSC 14.15)	-12/00	Diesel		14190	338	460	09.96-04.08
144 G/460 (DSC 14.15)	-12/00	Diesel		14190	338	460	04.96-04.08
144 G/460 (DSC 14.15)	-12/00	Diesel		14190	338	460	04.96-04.08
144 G/460 (DSC 14.15)	-12/00	Diesel		14190	338	460	04.96-04.08
144 L/460 (DSC 14.15)	-12/00	Diesel		14190	338	460	11.95-04.08
144 L/460 (DSC 14.15)	-12/00	Diesel		14190	338	460	11.95-04.08
144 L/460 (DSC 14.15)	-12/00	Diesel		14190	338	460	11.95-04.08
T 144 C/460 (DSC 14.15)	-12/00	Diesel		14190	338	460	09.95-04.08
T 144 C/460 (DSC 14.15)	-12/00	Diesel		14190	338	460	09.95-04.08
T 144 G/460 (DSC 14.15)	-12/00	Diesel		14190	338	460	03.97-04.08
T 144 G/460 (DSC 14.15)	-12/00	Diesel		14190	338	460	03.97-04.08
T 144 G/460 (DSC 14.15)	-12/00	Diesel		14190	338	460	03.97-04.08
T 144 L/460 (DSC 14.15)	-12/00	Diesel		14190	338	460	03.97-04.08
T 144 L/460 (DSC 14.15)	-12/00	Diesel		14190	338	460	09.95-04.08
T 144 L/460 (DSC 14.15)	-12/00	Diesel		14190	338	460	09.95-04.08
144 C/530 (DSC 14.13)	-12/00	Diesel		14190	390	530	09.96-04.08
144 C/530 (DSC 14.13)	-12/00	Diesel		14190	390	530	09.96-04.08
144 G/530 (DSC 14.13)	-12/00	Diesel		14190	390	530	04.96-04.08
144 G/530 (DSC 14.13)	-12/00	Diesel		14190	390	530	04.96-04.08
144 G/530 (DSC 14.13)	-12/00	Diesel		14190	390	530	04.96-04.08
144 L/530 (DSC 14.13)	-12/00	Diesel		14190	390	530	11.95-04.08
144 L/530 (DSC 14.13)	-12/00	Diesel		14190	390	530	11.95-04.08
144 L/530 (DSC 14.13)	-12/00	Diesel		14190	390	530	11.95-04.08
T 144 C/530 (DSC 14.13)	-12/00	Diesel		14190	390	530	09.95-04.08
T 144 C/530 (DSC 14.13)	-12/00	Diesel		14190	390	530	09.95-04.08
T 144 G/530 (DSC 14.13)	-12/00	Diesel		14190	390	530	03.97-04.08
T 144 G/530 (DSC 14.13)	-12/00	Diesel		14190	390	530	03.97-04.08
T 144 G/530 (DSC 14.13)	-12/00	Diesel		14190	390	530	03.97-04.08
T 144 L/530 (DSC 14.13)	-12/00	Diesel		14190	390	530	03.97-04.08
T 144 L/530 (DSC 14.13)	-12/00	Diesel		14190	390	530	09.95-04.08
T 144 L/530 (DSC 14.13)	-12/00	Diesel		14190	390	530	09.95-04.08
164 C/480 (DC 16.02)	-12/01	Diesel		15607	353	480	05.00-04.08
164 C/480 (DC 16.02)	-12/01	Diesel		15607	353	480	05.00-04.08
164 C/480 (DC 16.02)	-12/01	Diesel		15607	353	480	05.00-04.08
164 G/480 (DC 16.02)	-12/01	Diesel		15607	353	480	05.00-04.08
164 L/480 (DC 16.02)	-12/01	Diesel		15607	353	480	05.00-04.08
164 L/480 (DC 16.02)	-12/01	Diesel		15607	353	480	05.00-04.08
164 L/480 (DC 16.02)	-12/01	Diesel		15607	353	480	05.00-04.08
164 C/580 (DC 16.01)	-12/01	Diesel		15607	426	580	05.00-04.08
164 C/580 (DC 16.01)	-12/01	Diesel		15607	426	580	05.00-04.08
164 G/580 (DC 16.01)	-12/01	Diesel		15607	426	580	05.00-04.08

LISTA DE APLICACIONES - BUYERS GUIDE

164 G/580 (DC 16.01)	-12/01	Diesel		15607	426	580	05.00-04.08
164 G/580 (DC 16.01)	-12/01	Diesel		15607	426	580	05.00-04.08
164 L/580 (DC 16.01)	-12/01	Diesel		15607	426	580	05.00-04.08
164 L/580 (DC 16.01)	-12/01	Diesel		15607	426	580	05.00-04.08

