



LISTA DE APLICACIONES - BUYERS GUIDE

21 9939 00




8 424073 075475

Qty: 850 Weight: 10.000



21 9939 00



200x18x178- Ø410

WVA
19939
MAKE
STEYR
VOLVO



Trac.	CC	Kw	CV		
					Front / Rear

STEYR									
S 01.90-									
14 S	01/90-	Diesel					01.90-		■
15S	01/90-	Diesel					01.90-		■
16 S	01/90-	Diesel					01.90-		■
17 S	01/90-	Diesel					01.90-		■
VOLVO									
B10 01.78-08.11									
B10 B	01/86-	Diesel					01.78-12.01		■
B12 01.91-									
B12	01/86-	Diesel		11995	262	356	01.91-		■
B7 01.92-									
B 7 20000-29999	01/87-	Diesel					01.92-		■
B 7 20000-29999	01/87-	Diesel					01.92-		■
F10 01.76-12.95									
F10	01/85-	Diesel		9595			01.76-	■	■
F10 01.76-12.95									
Dump Truck									
F 10/260 (TD 100 G)		Diesel		9600	192	261	02.82-06.85		■
F 10/260 (TD 100 GA)		Diesel		9600	192	261	02.82-06.85		■
F 10/260 (TD 101 G)		Diesel		9600	192	261	02.82-06.85		■
F 10/280 (TD 100 B)		Diesel		9600	206	280	08.77-02.82		■
F 10/320 (TD 102 F)		Diesel		9600	228	310	10.87-12.90		■
F 10/320 (TD 102 FBQ)		Diesel		9600	228	310	10.87-12.90		■

LISTA DE APLICACIONES - BUYERS GUIDE

F 10/320 (TD 102 FDQ)	Diesel	9600	228	310	10.87-12.90	■
F 10/320 (TD 102 FF)	Diesel	9600	228	310	10.87-12.90	■
F 10/320 (TD 102 FL)	Diesel	9600	228	310	10.87-12.90	■
F 10/320 (TD 102 FM)	Diesel	9600	228	310	10.87-12.90	■
F 10/320 (TD 103 E)	Diesel	9600	228	310	10.87-12.90	■
F 10/320 (TD 103 ES)	Diesel	9600	228	310	10.87-12.90	■
F 10/320 (TD 102 F)	Diesel	9600	228	310	12.90-12.94	■
F 10/320 (TD 102 FBQ)	Diesel	9600	228	310	12.90-12.94	■
F 10/320 (TD 102 FDQ)	Diesel	9600	228	310	12.90-12.94	■
F 10/320 (TD 102 FF)	Diesel	9600	228	310	12.90-12.94	■
F 10/320 (TD 102 FL)	Diesel	9600	228	310	12.90-12.94	■
F 10/320 (TD 102 FM)	Diesel	9600	228	310	12.90-12.94	■
F 10/320 (TD 103 E)	Diesel	9600	228	310	12.90-12.94	■
F 10/320 (TD 103 ES)	Diesel	9600	228	310	12.90-12.94	■
F 10/320 (TD 102 F)	Diesel	9600	228	310	12.90-12.94	■
F 10/320 (TD 102 FBQ)	Diesel	9600	228	310	12.90-12.94	■
F 10/320 (TD 102 FDQ)	Diesel	9600	228	310	12.90-12.94	■
F 10/320 (TD 102 FF)	Diesel	9600	228	310	12.90-12.94	■
F 10/320 (TD 102 FL)	Diesel	9600	228	310	12.90-12.94	■
F 10/320 (TD 102 FM)	Diesel	9600	228	310	12.90-12.94	■
F 10/320 (TD 103 E)	Diesel	9600	228	310	12.90-12.94	■
F 10/320 (TD 103 ES)	Diesel	9600	228	310	12.90-12.94	■
F10 01.76-12.95				Platform/Chassis		
F 10/260 (TD 100 G)	Diesel	9600	192	261	01.83-06.85	■
F 10/260 (TD 100 GA)	Diesel	9600	192	261	01.83-06.85	■
F 10/260 (TD 101 G)	Diesel	9600	192	261	01.83-06.85	■
F 10/260 (TD 100 G)	Diesel	9600	192	261	02.82-06.85	■
F 10/260 (TD 100 GA)	Diesel	9600	192	261	02.82-06.85	■
F 10/260 (TD 101 G)	Diesel	9600	192	261	02.82-06.85	■
F 10/260 (TD 100 G)	Diesel	9600	192	261	02.82-06.85	■
F 10/260 (TD 100 GA)	Diesel	9600	192	261	02.82-06.85	■
F 10/260 (TD 101 G)	Diesel	9600	192	261	02.82-06.85	■
F 10/280 (TD 100 B)	Diesel	9600	206	280	08.77-02.82	■
F 10/280 (TD 100 B)	Diesel	9600	206	280	08.77-02.82	■
F 10/300 (TD 101 F)	Diesel	9600	215	292	10.83-12.86	■
F 10/300 (TD 101 FA)	Diesel	9600	215	292	10.83-12.86	■
F 10/300 (TD 101 F)	Diesel	9600	215	292	01.84-12.86	■
F 10/300 (TD 101 FA)	Diesel	9600	215	292	01.84-12.86	■
F 10/300 (TD 101 F)	Diesel	9600	215	292	01.87-12.87	■
F 10/300 (TD 101 FA)	Diesel	9600	215	292	01.87-12.87	■
F 10/300 (TD 101 F)	Diesel	9600	215	292	01.87-12.87	■
F 10/300 (TD 101 FA)	Diesel	9600	215	292	01.87-12.87	■
F 10/320 (TD 102 F)	Diesel	9600	228	310	10.87-12.90	■
F 10/320 (TD 102 FBQ)	Diesel	9600	228	310	10.87-12.90	■
F 10/320 (TD 102 FDQ)	Diesel	9600	228	310	10.87-12.90	■
F 10/320 (TD 102 FF)	Diesel	9600	228	310	10.87-12.90	■
F 10/320 (TD 102 FL)	Diesel	9600	228	310	10.87-12.90	■
F 10/320 (TD 102 FM)	Diesel	9600	228	310	10.87-12.90	■
F 10/320 (TD 103 E)	Diesel	9600	228	310	10.87-12.90	■
F 10/320 (TD 103 ES)	Diesel	9600	228	310	10.87-12.90	■
F 10/320 (TD 102 F)	Diesel	9600	228	310	10.87-12.90	■

LISTA DE APLICACIONES - BUYERS GUIDE

F 10/320 (TD 102 FBQ)	Diesel	9600	228	310	10.87-12.90	■
F 10/320 (TD 102 FDQ)	Diesel	9600	228	310	10.87-12.90	■
F 10/320 (TD 102 FF)	Diesel	9600	228	310	10.87-12.90	■
F 10/320 (TD 102 FL)	Diesel	9600	228	310	10.87-12.90	■
F 10/320 (TD 102 FM)	Diesel	9600	228	310	10.87-12.90	■
F 10/320 (TD 103 E)	Diesel	9600	228	310	10.87-12.90	■
F 10/320 (TD 103 ES)	Diesel	9600	228	310	10.87-12.90	■
F 10/320 (TD 102 F)	Diesel	9600	228	310	12.90-12.94	■
F 10/320 (TD 102 FBQ)	Diesel	9600	228	310	12.90-12.94	■
F 10/320 (TD 102 FDQ)	Diesel	9600	228	310	12.90-12.94	■
F 10/320 (TD 102 FF)	Diesel	9600	228	310	12.90-12.94	■
F 10/320 (TD 102 FL)	Diesel	9600	228	310	12.90-12.94	■
F 10/320 (TD 103 E)	Diesel	9600	228	310	12.90-12.94	■
F 10/320 (TD 103 ES)	Diesel	9600	228	310	12.90-12.94	■
F 10/320 (TD 102 F)	Diesel	9600	228	310	12.90-12.94	■
F 10/320 (TD 102 FBQ)	Diesel	9600	228	310	12.90-12.94	■
F 10/320 (TD 102 FDQ)	Diesel	9600	228	310	12.90-12.94	■
F 10/320 (TD 102 FF)	Diesel	9600	228	310	12.90-12.94	■
F 10/320 (TD 102 FL)	Diesel	9600	228	310	12.90-12.94	■
F 10/320 (TD 102 FM)	Diesel	9600	228	310	12.90-12.94	■
F 10/320 (TD 103 E)	Diesel	9600	228	310	12.90-12.94	■
F 10/320 (TD 103 ES)	Diesel	9600	228	310	12.90-12.94	■
F10 01.76-12.95				Truck Tractor		
F 10/260 (TD 100 G)	Diesel	9600	192	261	02.82-06.85	■
F 10/260 (TD 100 GA)	Diesel	9600	192	261	02.82-06.85	■
F 10/260 (TD 101 G)	Diesel	9600	192	261	02.82-06.85	■
F 10/260 (TD 100 G)	Diesel	9600	192	261	02.82-06.85	■
F 10/260 (TD 100 GA)	Diesel	9600	192	261	02.82-06.85	■
F 10/260 (TD 101 G)	Diesel	9600	192	261	02.82-06.85	■
F 10/260 (TD 100 G)	Diesel	9600	192	261	02.82-06.85	■
F 10/260 (TD 100 GA)	Diesel	9600	192	261	02.82-06.85	■
F 10/260 (TD 101 G)	Diesel	9600	192	261	02.82-06.85	■
F 10/280 (TD 100 B)	Diesel	9600	206	280	08.77-02.82	■
F 10/280 (TD 100 B)	Diesel	9600	206	280	08.77-02.82	■
F 10/300 (TD 101 F)	Diesel	9600	215	292	01.84-12.86	■
F 10/300 (TD 101 FA)	Diesel	9600	215	292	01.84-12.86	■
F 10/300 (TD 101 F)	Diesel	9600	215	292	01.84-12.86	■
F 10/300 (TD 101 FA)	Diesel	9600	215	292	01.84-12.86	■
F 10/320 (TD 102 F)	Diesel	9600	228	310	10.87-12.90	■
F 10/320 (TD 102 FBQ)	Diesel	9600	228	310	10.87-12.90	■
F 10/320 (TD 102 FDQ)	Diesel	9600	228	310	10.87-12.90	■
F 10/320 (TD 102 FF)	Diesel	9600	228	310	10.87-12.90	■
F 10/320 (TD 102 FL)	Diesel	9600	228	310	10.87-12.90	■
F 10/320 (TD 102 FM)	Diesel	9600	228	310	10.87-12.90	■
F 10/320 (TD 103 E)	Diesel	9600	228	310	10.87-12.90	■
F 10/320 (TD 103 ES)	Diesel	9600	228	310	10.87-12.90	■
F 10/320 (TD 102 F)	Diesel	9600	228	310	10.87-12.90	■
F 10/320 (TD 102 FBQ)	Diesel	9600	228	310	10.87-12.90	■
F 10/320 (TD 102 FDQ)	Diesel	9600	228	310	10.87-12.90	■
F 10/320 (TD 102 FF)	Diesel	9600	228	310	10.87-12.90	■
F 10/320 (TD 102 FL)	Diesel	9600	228	310	10.87-12.90	■

LISTA DE APLICACIONES - BUYERS GUIDE

F 10/320 (TD 102 FM)	Diesel		9600	228	310	10.87-12.90	■
F 10/320 (TD 103 E)	Diesel		9600	228	310	10.87-12.90	■
F 10/320 (TD 103 ES)	Diesel		9600	228	310	10.87-12.90	■
F 10/320 (TD 102 F)	Diesel		9600	228	310	12.90-12.94	■
F 10/320 (TD 102 FBQ)	Diesel		9600	228	310	12.90-12.94	■
F 10/320 (TD 102 FDQ)	Diesel		9600	228	310	12.90-12.94	■
F 10/320 (TD 102 FF)	Diesel		9600	228	310	12.90-12.94	■
F 10/320 (TD 102 FL)	Diesel		9600	228	310	12.90-12.94	■
F 10/320 (TD 102 FM)	Diesel		9600	228	310	12.90-12.94	■
F 10/320 (TD 103 E)	Diesel		9600	228	310	12.90-12.94	■
F 10/320 (TD 103 ES)	Diesel		9600	228	310	12.90-12.94	■
F 10/320 (TD 102 F)	Diesel		9600	228	310	12.90-12.94	■
F 10/320 (TD 102 FBQ)	Diesel		9600	228	310	12.90-12.94	■
F 10/320 (TD 102 FDQ)	Diesel		9600	228	310	12.90-12.94	■
F 10/320 (TD 102 FF)	Diesel		9600	228	310	12.90-12.94	■
F 10/320 (TD 102 FL)	Diesel		9600	228	310	12.90-12.94	■
F 10/320 (TD 102 FM)	Diesel		9600	228	310	12.90-12.94	■
F 10/320 (TD 103 E)	Diesel		9600	228	310	12.90-12.94	■
F 10/320 (TD 103 ES)	Diesel		9600	228	310	12.90-12.94	■
F12 01.76-12.95				Dump Truck			
F 12/320 (TD 121 G)	Diesel		11980	235	320	01.87-12.87	■
F 12/320,F 12/330 (TD 120 G)	Diesel		11980	235	320	08.77-12.86	■
F 12/320,F 12/330 (TD 121 G)	Diesel		11980	235	320	08.77-12.86	■
F 12/320,F 12/330 (TD 121 GD)	Diesel		11980	235	320	08.77-12.86	■
F 12/360 (TD 122 F)	Diesel		11980	262	356	01.88-12.90	■
F 12/360 (TD 122 FH)	Diesel		11980	262	356	01.88-12.90	■
F 12/360 (TD 122 F)	Diesel		11980	262	356	12.90-12.94	■
F 12/360 (TD 122 FH)	Diesel		11980	262	356	12.90-12.94	■
F 12/360 (TD 122 F)	Diesel		11980	262	356	01.91-12.94	■ ■
F 12/360 (TD 122 FH)	Diesel		11980	262	356	01.91-12.94	■ ■
F12 01.76-12.95				Platform/Chassis			
F 12/320 (TD 121 G)	Diesel		11980	235	320	01.87-12.87	■
F 12/320 (TD 121 G)	Diesel		11980	235	320	01.87-12.87	■
F 12/320 (TD 121 G)	Diesel		11980	235	320	01.87-12.87	■ ■
F 12/320,F 12/330 (TD 120 G)	Diesel		11980	235	320	08.77-12.86	■
F 12/320,F 12/330 (TD 121 G)	Diesel		11980	235	320	08.77-12.86	■
F 12/320,F 12/330 (TD 121 GD)	Diesel		11980	235	320	08.77-12.86	■
F 12/320,F 12/330 (TD 120 G)	Diesel		11980	235	320	08.77-12.86	■
F 12/320,F 12/330 (TD 121 G)	Diesel		11980	235	320	08.77-12.86	■
F 12/320,F 12/330 (TD 121 GD)	Diesel		11980	235	320	08.77-12.86	■
F 12/320,F 12/330 (TD 120 G)	Diesel		11980	235	320	08.77-12.86	■ ■
F 12/320,F 12/330 (TD 121 G)	Diesel		11980	235	320	08.77-12.86	■ ■
F 12/320,F 12/330 (TD 121 GD)	Diesel		11980	235	320	08.77-12.86	■ ■
F 12/360 (TD 122 F)	Diesel		11980	262	356	01.88-12.90	■
F 12/360 (TD 122 FH)	Diesel		11980	262	356	01.88-12.90	■
F 12/360 (TD 122 F)	Diesel		11980	262	356	01.88-12.90	■
F 12/360 (TD 122 FH)	Diesel		11980	262	356	01.88-12.90	■
F 12/360 (TD 122 F)	Diesel		11980	262	356	01.88-12.90	■ ■
F 12/360 (TD 122 FH)	Diesel		11980	262	356	01.88-12.90	■ ■
F 12/360 (TD 122 F)	Diesel		11980	262	356	12.90-12.94	■
F 12/360 (TD 122 FH)	Diesel		11980	262	356	12.90-12.94	■

LISTA DE APLICACIONES - BUYERS GUIDE

F 12/360 (TD 122 F)	Diesel		11980	262	356	12.90-12.94	■	
F 12/360 (TD 122 FH)	Diesel		11980	262	356	12.90-12.94	■	
F 12/360 (TD 122 F)	Diesel		11980	262	356	12.90-12.94	■	■
F 12/360 (TD 122 FH)	Diesel		11980	262	356	12.90-12.94	■	■
F 12/370 (TD 121 F)	Diesel		11980	272	370	08.77-12.86	■	
F 12/370 (TD 121 F)	Diesel		11980	272	370	08.77-12.86	■	
F 12/370 (TD 121 F)	Diesel		11980	272	370	08.77-12.86	■	■
F 12/370 (TD 121 F)	Diesel		11980	272	370	01.87-12.87	■	
F 12/370 (TD 121 F)	Diesel		11980	272	370	01.87-12.87	■	
F 12/370 (TD 121 F)	Diesel		11980	272	370	01.87-12.87	■	■
F 12/400 (TD 122 FL)	Diesel		11980	291	396	01.88-12.90	■	
F 12/400 (TD 122 FS)	Diesel		11980	291	396	01.88-12.90	■	
F 12/400 (TD 122 FL)	Diesel		11980	291	396	01.88-12.90	■	
F 12/400 (TD 122 FS)	Diesel		11980	291	396	01.88-12.90	■	
F 12/400 (TD 122 FL)	Diesel		11980	291	396	01.88-12.90	■	■
F 12/400 (TD 122 FS)	Diesel		11980	291	396	01.88-12.90	■	■
F 12/400 (TD 122 FL)	Diesel		11980	291	396	12.90-12.94	■	
F 12/400 (TD 122 FS)	Diesel		11980	291	396	12.90-12.94	■	
F 12/400,F 12/410 (TD 122 FL)	Diesel		11980	291	396	12.90-12.94	■	
F 12/400,F 12/410 (TD 122 FS)	Diesel		11980	291	396	12.90-12.94	■	
F 12/400,F 12/410 (TD 123 ES)	Diesel		11980	291	396	12.90-12.94	■	
F 12/400,F 12/410 (TD 122 FL)	Diesel		11980	291	396	12.90-12.94	■	■
F 12/400,F 12/410 (TD 122 FS)	Diesel		11980	291	396	12.90-12.94	■	■
F 12/400,F 12/410 (TD 123 ES)	Diesel		11980	291	396	12.90-12.94	■	■
F12 01.76-12.95					Truck Tractor			
F 12/320 (TD 121 G)	Diesel		11980	235	320	01.87-12.87	■	
F 12/320 (TD 121 G)	Diesel		11980	235	320	01.87-12.87	■	
F 12/320 (TD 121 G)	Diesel		11980	235	320	01.87-12.87	■	■
F 12/320,F 12/330 (TD 120 G)	Diesel		11980	235	320	08.77-12.86	■	
F 12/320,F 12/330 (TD 121 G)	Diesel		11980	235	320	08.77-12.86	■	
F 12/320,F 12/330 (TD 121 GD)	Diesel		11980	235	320	08.77-12.86	■	
F 12/320,F 12/330 (TD 120 G)	Diesel		11980	235	320	08.77-12.86	■	
F 12/320,F 12/330 (TD 121 G)	Diesel		11980	235	320	08.77-12.86	■	
F 12/320,F 12/330 (TD 121 GD)	Diesel		11980	235	320	08.77-12.86	■	
F 12/320,F 12/330 (TD 120 G)	Diesel		11980	235	320	08.77-12.86	■	■
F 12/320,F 12/330 (TD 121 G)	Diesel		11980	235	320	08.77-12.86	■	■
F 12/320,F 12/330 (TD 121 GD)	Diesel		11980	235	320	08.77-12.86	■	■
F 12/360 (TD 122 F)	Diesel		11980	262	356	01.88-12.90	■	
F 12/360 (TD 122 FH)	Diesel		11980	262	356	01.88-12.90	■	
F 12/360 (TD 122 F)	Diesel		11980	262	356	01.88-12.90	■	
F 12/360 (TD 122 FH)	Diesel		11980	262	356	01.88-12.90	■	
F 12/360 (TD 122 F)	Diesel		11980	262	356	01.88-12.90	■	■
F 12/360 (TD 122 FH)	Diesel		11980	262	356	01.88-12.90	■	■
F 12/360 (TD 122 F)	Diesel		11980	262	356	12.90-12.94	■	
F 12/360 (TD 122 FH)	Diesel		11980	262	356	12.90-12.94	■	
F 12/360 (TD 122 F)	Diesel		11980	262	356	12.90-12.94	■	
F 12/360 (TD 122 FH)	Diesel		11980	262	356	12.90-12.94	■	
F 12/360 (TD 122 F)	Diesel		11980	262	356	10.90-12.94	■	■
F 12/360 (TD 122 FH)	Diesel		11980	262	356	10.90-12.94	■	■
F 12/370 (TD 121 F)	Diesel		11980	272	370	08.77-12.86	■	
F 12/370 (TD 121 F)	Diesel		11980	272	370	08.77-12.86	■	

LISTA DE APLICACIONES - BUYERS GUIDE

F 12/370 (TD 121 F)	Diesel		11980	272	370	08.77-12.86	■	■
F 12/370 (TD 121 F)	Diesel		11980	272	370	01.87-12.87	■	
F 12/370 (TD 121 F)	Diesel		11980	272	370	01.87-12.87	■	
F 12/370 (TD 121 F)	Diesel		11980	272	370	01.87-12.87	■	■
F 12/400 (TD 122 FL)	Diesel		11980	291	396	01.88-12.90	■	
F 12/400 (TD 122 FS)	Diesel		11980	291	396	01.88-12.90	■	
F 12/400 (TD 122 FL)	Diesel		11980	291	396	01.88-12.90	■	■
F 12/400 (TD 122 FS)	Diesel		11980	291	396	01.88-12.90	■	■
F 12/400 (TD 122 FL)	Diesel		11980	291	396	12.90-12.94	■	
F 12/400 (TD 122 FS)	Diesel		11980	291	396	12.90-12.94	■	
F 12/400,F 12/410 (TD 122 FL)	Diesel		11980	291	396	01.88-12.94	■	
F 12/400,F 12/410 (TD 122 FS)	Diesel		11980	291	396	01.88-12.94	■	
F 12/400,F 12/410 (TD 123 ES)	Diesel		11980	291	396	01.88-12.94	■	
F 12/400,F 12/410 (TD 122 FL)	Diesel		11980	291	396	12.90-12.94	■	
F 12/400,F 12/410 (TD 122 FS)	Diesel		11980	291	396	12.90-12.94	■	
F 12/400,F 12/410 (TD 123 ES)	Diesel		11980	291	396	12.90-12.94	■	
F 12/400,F 12/410 (TD 122 FL)	Diesel		11980	291	396	12.90-12.94	■	■
F 12/400,F 12/410 (TD 122 FS)	Diesel		11980	291	396	12.90-12.94	■	■
F 12/400,F 12/410 (TD 123 ES)	Diesel		11980	291	396	12.90-12.94	■	■
F16 01.87-12.95					Platform/Chassis			
F 16/470 (TD 162 F)	Diesel		16123	342	465	01.88-12.89	■	
F 16/470 (TD 162 FJ)	Diesel		16123	342	465	01.88-12.89	■	
F 16/470 (TD 162 FL)	Diesel		16123	342	465	01.88-12.89	■	
F 16/470 (TD 162 FS)	Diesel		16123	342	465	01.88-12.89	■	
F 16/470 (TD 162 F)	Diesel		16123	342	465	01.88-12.89	■	
F 16/470 (TD 162 FJ)	Diesel		16123	342	465	01.88-12.89	■	
F 16/470 (TD 162 FL)	Diesel		16123	342	465	01.88-12.89	■	
F 16/470 (TD 162 FS)	Diesel		16123	342	465	01.88-12.89	■	
F 16/485 (TD 162 F)	Diesel		16123	357	486	01.90-12.92	■	
F 16/485 (TD 162 FJ)	Diesel		16123	357	486	01.90-12.92	■	
F 16/485 (TD 162 FL)	Diesel		16123	357	486	01.90-12.92	■	
F 16/485 (TD 162 FS)	Diesel		16123	357	486	01.90-12.92	■	
F 16/485 (TD 162 F)	Diesel		16123	357	486	01.90-12.92	■	
F 16/485 (TD 162 FJ)	Diesel		16123	357	486	01.90-12.92	■	
F 16/485 (TD 162 FL)	Diesel		16123	357	486	01.90-12.92	■	
F 16/485 (TD 162 FS)	Diesel		16123	357	486	01.90-12.92	■	
F 16/485 (TD 162 F)	Diesel		16123	357	486	01.90-12.92	■	■
F 16/485 (TD 162 FJ)	Diesel		16123	357	486	01.90-12.92	■	■
F 16/485 (TD 162 FL)	Diesel		16123	357	486	01.90-12.92	■	■
F 16/485 (TD 162 FS)	Diesel		16123	357	486	01.90-12.92	■	■
F 16/500 (TD 163 ES)	Diesel		16123	368	500	01.92-12.94	■	
F 16/500 (TD 163 ES)	Diesel		16123	368	500	01.92-12.94	■	
F 16/500 (TD 163 ES)	Diesel		16123	368	500	01.92-12.94	■	■
F16 01.87-12.95					Truck Tractor			
F 16/470 (TD 162 F)	Diesel		16123	342	465	01.88-12.89	■	
F 16/470 (TD 162 FJ)	Diesel		16123	342	465	01.88-12.89	■	
F 16/470 (TD 162 FL)	Diesel		16123	342	465	01.88-12.89	■	
F 16/470 (TD 162 FS)	Diesel		16123	342	465	01.88-12.89	■	
F 16/470 (TD 162 F)	Diesel		16123	342	465	01.88-12.89	■	■
F 16/470 (TD 162 FJ)	Diesel		16123	342	465	01.88-12.89	■	■
F 16/470 (TD 162 FL)	Diesel		16123	342	465	01.88-12.89	■	■

LISTA DE APLICACIONES - BUYERS GUIDE

F 16/470 (TD 162 FS)		Diesel		16123	342	465	01.88-12.89	■	■
F 16/485 (TD 162 F)		Diesel		16123	357	486	01.90-12.92	■	
F 16/485 (TD 162 FJ)		Diesel		16123	357	486	01.90-12.92	■	
F 16/485 (TD 162 FL)		Diesel		16123	357	486	01.90-12.92	■	
F 16/485 (TD 162 FS)		Diesel		16123	357	486	01.90-12.92	■	
F 16/485 (TD 162 F)		Diesel		16123	357	486	01.90-12.92	■	
F 16/485 (TD 162 FJ)		Diesel		16123	357	486	01.90-12.92	■	
F 16/485 (TD 162 FL)		Diesel		16123	357	486	01.90-12.92	■	
F 16/485 (TD 162 FS)		Diesel		16123	357	486	01.90-12.92	■	
F 16/485 (TD 162 F)		Diesel		16123	357	486	01.90-12.92	■	■
F 16/485 (TD 162 FJ)		Diesel		16123	357	486	01.90-12.92	■	■
F 16/485 (TD 162 FL)		Diesel		16123	357	486	01.90-12.92	■	■
F 16/485 (TD 162 FS)		Diesel		16123	357	486	01.90-12.92	■	■
F 16/500 (TD 163 ES)		Diesel		16123	368	500	01.92-12.94	■	
F 16/500 (TD 163 ES)		Diesel		16123	368	500	01.92-12.94	■	
F 16/500 (TD 163 ES)		Diesel		16123	368	500	01.92-12.94	■	■
FH12 08.93-					Dump Truck				
FH 12/340 (D12A340)		Diesel		12130	250	340	08.93-	■	■
FH 12/340 (D12C340)		Diesel		12130	250	340	08.93-	■	■
FH 12/340 (D12D340)		Diesel		12130	250	340	08.93-	■	■
FH 12/380 (D12A380)		Diesel		12130	279	379	08.93-	■	■
FH 12/380 (D12C380)		Diesel		12130	279	379	08.93-	■	■
FH 12/380 (D12D380)		Diesel		12130	279	379	08.93-	■	■
FH 12/420 (D12A420)		Diesel		12130	309	420	08.93-	■	■
FH 12/420 (D12C420)		Diesel		12130	309	420	08.93-	■	■
FH 12/420 (D12D420)		Diesel		12130	309	420	08.93-	■	■
FH12 08.93-					Platform/Chassis				
FH 12/340 (D12A340)		Diesel		12130	250	340	08.93-	■	
FH 12/340 (D12C340)		Diesel		12130	250	340	08.93-	■	
FH 12/340 (D12D340)		Diesel		12130	250	340	08.93-	■	
FH 12/340 (D12A340)		Diesel		12130	250	340	08.93-	■	
FH 12/340 (D12C340)		Diesel		12130	250	340	08.93-	■	
FH 12/340 (D12D340)		Diesel		12130	250	340	08.93-	■	
FH 12/340 (D12A340)		Diesel		12130	250	340	08.93-	■	■
FH 12/340 (D12C340)		Diesel		12130	250	340	08.93-	■	■
FH 12/340 (D12D340)		Diesel		12130	250	340	08.93-	■	■
FH 12/340 (D12A340)		Diesel		12130	250	340	08.93-	■	
FH 12/340 (D12C340)		Diesel		12130	250	340	08.93-	■	
FH 12/340 (D12D340)		Diesel		12130	250	340	08.93-	■	
FH 12/340 (D12A340)		Diesel		12130	250	340	08.93-	■	■
FH 12/340 (D12C340)		Diesel		12130	250	340	08.93-	■	■
FH 12/340 (D12D340)		Diesel		12130	250	340	08.93-	■	■
FH 12/380 (D12A380)		Diesel		12130	279	379	08.93-	■	
FH 12/380 (D12C380)		Diesel		12130	279	379	08.93-	■	
FH 12/380 (D12D380)		Diesel		12130	279	379	08.93-	■	
FH 12/380 (D12A380)		Diesel		12130	279	379	08.93-	■	
FH 12/380 (D12C380)		Diesel		12130	279	379	08.93-	■	
FH 12/380 (D12D380)		Diesel		12130	279	379	08.93-	■	
FH 12/380 (D12A380)		Diesel		12130	279	379	08.93-	■	■
FH 12/380 (D12C380)		Diesel		12130	279	379	08.93-	■	■
FH 12/380 (D12D380)		Diesel		12130	279	379	08.93-	■	■

LISTA DE APLICACIONES - BUYERS GUIDE

FH 12/380 (D12A380)		Diesel		12130	279	379	08.93-	■	
FH 12/380 (D12C380)		Diesel		12130	279	379	08.93-	■	
FH 12/380 (D12D380)		Diesel		12130	279	379	08.93-	■	
FH 12/380 (D12A380)		Diesel		12130	279	379	08.93-	■	■
FH 12/380 (D12C380)		Diesel		12130	279	379	08.93-	■	■
FH 12/380 (D12D380)		Diesel		12130	279	379	08.93-	■	■
FH 12/420 (D12A420)		Diesel		12130	309	420	08.93-	■	
FH 12/420 (D12C420)		Diesel		12130	309	420	08.93-	■	
FH 12/420 (D12D420)		Diesel		12130	309	420	08.93-	■	
FH 12/420 (D12A420)		Diesel		12130	309	420	08.93-	■	
FH 12/420 (D12C420)		Diesel		12130	309	420	08.93-	■	
FH 12/420 (D12D420)		Diesel		12130	309	420	08.93-	■	
FH 12/420 (D12A420)		Diesel		12130	309	420	08.93-	■	■
FH 12/420 (D12C420)		Diesel		12130	309	420	08.93-	■	■
FH 12/420 (D12D420)		Diesel		12130	309	420	08.93-	■	■
FH 12/420 (D12A420)		Diesel		12130	309	420	08.93-	■	
FH 12/420 (D12C420)		Diesel		12130	309	420	08.93-	■	
FH 12/420 (D12D420)		Diesel		12130	309	420	08.93-	■	
FH 12/420 (D12A420)		Diesel		12130	309	420	08.93-	■	■
FH 12/420 (D12C420)		Diesel		12130	309	420	08.93-	■	■
FH 12/420 (D12D420)		Diesel		12130	309	420	08.93-	■	■
FH12 08.93-					Truck Tractor				
FH 12/340 (D12A340)		Diesel		12130	250	340	08.93-	■	
FH 12/340 (D12C340)		Diesel		12130	250	340	08.93-	■	
FH 12/340 (D12D340)		Diesel		12130	250	340	08.93-	■	
FH 12/340 (D12A340)		Diesel		12130	250	340	01.95-	■	
FH 12/340 (D12C340)		Diesel		12130	250	340	01.95-	■	
FH 12/340 (D12D340)		Diesel		12130	250	340	01.95-	■	
FH 12/340 (D12A340)		Diesel		12130	250	340	08.93-	■	
FH 12/340 (D12C340)		Diesel		12130	250	340	08.93-	■	
FH 12/340 (D12D340)		Diesel		12130	250	340	08.93-	■	
FH 12/340 (D12A340)		Diesel		12130	250	340	08.93-	■	■
FH 12/340 (D12C340)		Diesel		12130	250	340	08.93-	■	■
FH 12/340 (D12D340)		Diesel		12130	250	340	08.93-	■	■
FH 12/380 (D12A380)		Diesel		12130	279	379	08.93-	■	
FH 12/380 (D12C380)		Diesel		12130	279	379	08.93-	■	
FH 12/380 (D12D380)		Diesel		12130	279	379	08.93-	■	
FH 12/380 (D12A380)		Diesel		12130	279	379	01.95-	■	
FH 12/380 (D12C380)		Diesel		12130	279	379	01.95-	■	
FH 12/380 (D12D380)		Diesel		12130	279	379	01.95-	■	
FH 12/380 (D12A380)		Diesel		12130	279	379	08.93-	■	
FH 12/380 (D12C380)		Diesel		12130	279	379	08.93-	■	
FH 12/380 (D12D380)		Diesel		12130	279	379	08.93-	■	
FH 12/380 (D12A380)		Diesel		12130	279	379	08.93-	■	■
FH 12/380 (D12C380)		Diesel		12130	279	379	08.93-	■	■
FH 12/380 (D12D380)		Diesel		12130	279	379	08.93-	■	■
FH 12/420 (D12A420)		Diesel		12130	309	420	08.93-	■	
FH 12/420 (D12C420)		Diesel		12130	309	420	08.93-	■	
FH 12/420 (D12D420)		Diesel		12130	309	420	08.93-	■	
FH 12/420 (D12A420)		Diesel		12130	309	420	01.95-	■	
FH 12/420 (D12C420)		Diesel		12130	309	420	01.95-	■	

LISTA DE APLICACIONES - BUYERS GUIDE

FH 12/420 (D12D420)	Diesel	12130	309	420	01.95-	■	
FH 12/420 (D12A420)	Diesel	12130	309	420	08.93-	■	
FH 12/420 (D12C420)	Diesel	12130	309	420	08.93-	■	
FH 12/420 (D12D420)	Diesel	12130	309	420	08.93-	■	
FH 12/420 (D12A420)	Diesel	12130	309	420	08.93-	■	■
FH 12/420 (D12C420)	Diesel	12130	309	420	08.93-	■	■
FH 12/420 (D12D420)	Diesel	12130	309	420	08.93-	■	■
FH16 08.93-				Platform/Chassis			
FH 16/470 (D16A470)	Diesel	16120	346	470	08.93-12.99	■	
FH 16/470 (D16A470)	Diesel	16120	346	470	08.93-12.99	■	■
FH 16/470 (D16A470)	Diesel	16120	346	470	08.93-12.99	■	■
FH 16/520 (D16A520)	Diesel	16120	382	520	08.93-12.02	■	
FH 16/520 (D16B520)	Diesel	16120	382	520	08.93-12.02	■	
FH 16/520 (D16A520)	Diesel	16120	382	520	08.93-12.02	■	
FH 16/520 (D16B520)	Diesel	16120	382	520	08.93-12.02	■	
FH 16/520 (D16A520)	Diesel	16120	382	520	08.93-12.02	■	■
FH 16/520 (D16B520)	Diesel	16120	382	520	08.93-12.02	■	■
FH 16/520 (D16A520)	Diesel	16120	382	520	01.95-	■	
FH 16/520 (D16B520)	Diesel	16120	382	520	01.95-	■	
FH16 08.93-				Truck Tractor			
FH 16/470 (D16A470)	Diesel	16120	346	470	08.93-12.99	■	
FH 16/470 (D16A470)	Diesel	16120	346	470	08.93-12.99	■	■
FH 16/520 (D16A520)	Diesel	16120	382	520	08.93-12.02	■	
FH 16/520 (D16B520)	Diesel	16120	382	520	08.93-12.02	■	
FH 16/520 (D16A520)	Diesel	16120	382	520	08.93-12.02	■	
FH 16/520 (D16B520)	Diesel	16120	382	520	08.93-12.02	■	
FH 16/520 (D16A520)	Diesel	16120	382	520	08.93-12.02	■	■
FH 16/520 (D16B520)	Diesel	16120	382	520	08.93-12.02	■	■
FL10 09.85-09.98				Dump Truck			
FL 10/280 (TD 101 G)	Diesel	9600	202	275	09.85-12.90		■
FL 10/320 (D10A320)	Diesel	9600	235	320	12.95-09.98		■
FL 10H/320 (D10A320)	Diesel	9600	235	320	12.95-09.98	■	■
FL 10H/320 (D10A320)	Diesel	9600	235	320	12.95-09.98		■
FL 10H/320 (D10A320)	Diesel	9600	235	320	12.95-09.98	■	■
FL 10H/320 (D10A320)	Diesel	9600	235	320	12.95-09.98	■	■
FL 10/360 (D10A360)	Diesel	9600	265	360	12.95-09.98		■
FL 10H/360 (D10A360)	Diesel	9600	265	360	12.95-09.98	■	■
FL 10H/360 (D10A360)	Diesel	9600	265	360	12.95-09.98		■
FL 10H/360 (D10A360)	Diesel	9600	265	360	12.95-09.98	■	■
FL 10H/360 (D10A360)	Diesel	9600	265	360	12.95-09.98	■	■
FL10 09.85-09.98				Platform/Chassis			
FL 10/280 (TD 101 G)	Diesel	9600	202	275	09.85-12.90		■
FL 10/280 (TD 101 G)	Diesel	9600	202	275	09.85-12.90		■
FL 10/320 (D10A320)	Diesel	9600	235	320	12.95-09.98		■
FL 10/320 (D10A320)	Diesel	9600	235	320	12.95-09.98		■
FL 10/320 (D10A320)	Diesel	9600	235	320	12.95-09.98		■
FL 10/320 (D10A320)	Diesel	9600	235	320	12.95-09.98		■
FL 10/320 (D10A320)	Diesel	9600	235	320	12.95-09.98		■
FL 10/360 (D10A360)	Diesel	9600	265	360	12.95-09.98		■
FL 10/360 (D10A360)	Diesel	9600	265	360	12.95-09.98		■

LISTA DE APLICACIONES - BUYERS GUIDE

FL 10/360 (D10A360)	Diesel	9600	265	360	12.95-09.98	■
FL 10/360 (D10A360)	Diesel	9600	265	360	12.95-09.98	■
FL 10/360 (D10A360)	Diesel	9600	265	360	12.95-09.98	■
FL10 09.85-09.98				Truck Tractor		
FL 10/280 (TD 101 G)	Diesel	9600	202	275	09.85-12.90	■
FL 10/320 (D10A320)	Diesel	9600	235	320	12.95-09.98	■
FL 10/320 (D10A320)	Diesel	9600	235	320	12.95-09.98	■
FL 10/320 (D10A320)	Diesel	9600	235	320	12.95-09.98	■
FL 10/360 (D10A360)	Diesel	9600	265	360	12.95-09.98	■
FL 10/360 (D10A360)	Diesel	9600	265	360	12.95-09.98	■
FL 10/360 (D10A360)	Diesel	9600	265	360	12.95-09.98	■
FL7 09.85-10.99				Dump Truck		
FL 7/230 (D7B230)	Diesel	6725	169	230	09.85-09.98	■
FL 7/230 (TD 71 F)	Diesel	6725	169	230	09.85-09.98	■
FL 7/230 (TD 71 FQ)	Diesel	6725	169	230	09.85-09.98	■
FL 7/230 (TD 73 E)	Diesel	6725	169	230	09.85-09.98	■
FL 7/230 (D7B230)	Diesel	6725	169	230	09.85-09.98	■
FL 7/230 (TD 71 F)	Diesel	6725	169	230	09.85-09.98	■
FL 7/230 (TD 71 FQ)	Diesel	6725	169	230	09.85-09.98	■
FL 7/230 (TD 73 E)	Diesel	6725	169	230	09.85-09.98	■
FL 7/260 (D7B260)	Diesel	6725	191	260	11.91-09.98	■
FL 7/260 (TD 73 ES)	Diesel	6725	191	260	11.91-09.98	■
FL 7/260 (D7B260)	Diesel	6725	191	260	11.91-09.98	■
FL 7/260 (TD 73 ES)	Diesel	6725	191	260	11.91-09.98	■
FL 7/290 (D7A285)	Diesel	6725	210	286	10.93-09.98	■
FL 7/290 (D7A285)	Diesel	6725	210	286	10.93-09.98	■
FL 7/290 (D7A285)	Diesel	6725	210	286	10.93-09.98	■
FL7 09.85-10.99				Platform/Chassis		
FL 7/230 (D7B230)	Diesel	6725	169	230	09.85-09.98	■
FL 7/230 (TD 71 F)	Diesel	6725	169	230	09.85-09.98	■
FL 7/230 (TD 71 FQ)	Diesel	6725	169	230	09.85-09.98	■
FL 7/230 (TD 73 E)	Diesel	6725	169	230	09.85-09.98	■
FL 7/230 (D7B230)	Diesel	6725	169	230	09.85-09.98	■
FL 7/230 (TD 71 F)	Diesel	6725	169	230	09.85-09.98	■
FL 7/230 (TD 71 FQ)	Diesel	6725	169	230	09.85-09.98	■
FL 7/230 (TD 73 E)	Diesel	6725	169	230	09.85-09.98	■
FL 7/230 (D7B230)	Diesel	6725	169	230	09.85-09.98	■
FL 7/230 (TD 71 F)	Diesel	6725	169	230	09.85-09.98	■
FL 7/230 (TD 71 FQ)	Diesel	6725	169	230	09.85-09.98	■
FL 7/230 (TD 73 E)	Diesel	6725	169	230	09.85-09.98	■
FL 7/260 (D7B260)	Diesel	6725	191	260	11.91-09.98	■
FL 7/260 (TD 73 ES)	Diesel	6725	191	260	11.91-09.98	■
FL 7/260 (D7B260)	Diesel	6725	191	260	11.91-09.98	■
FL 7/260 (TD 73 ES)	Diesel	6725	191	260	11.91-09.98	■
FL 7/260 (D7B260)	Diesel	6725	191	260	11.91-09.98	■
FL 7/260 (TD 73 ES)	Diesel	6725	191	260	11.91-09.98	■
FL 7/290 (D7A285)	Diesel	6725	210	286	10.93-09.98	■
FL 7/290 (D7A285)	Diesel	6725	210	286	10.93-09.98	■
FL 7/290 (D7A285)	Diesel	6725	210	286	10.93-09.98	■

LISTA DE APLICACIONES - BUYERS GUIDE

FL7 09.85-10.99					Truck Tractor			
FL 7/230 (D7B230)		Diesel		6725	169	230	09.85-09.98	■
FL 7/230 (TD 71 F)		Diesel		6725	169	230	09.85-09.98	■
FL 7/230 (TD 71 FQ)		Diesel		6725	169	230	09.85-09.98	■
FL 7/230 (TD 73 E)		Diesel		6725	169	230	09.85-09.98	■
FL 7/260 (D7B260)		Diesel		6725	191	260	11.91-09.98	■
FL 7/260 (TD 73 ES)		Diesel		6725	191	260	11.91-09.98	■
FL 7/290 (D7A285)		Diesel		6725	210	286	10.93-09.98	■