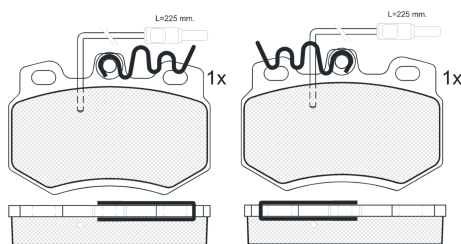
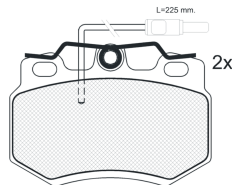
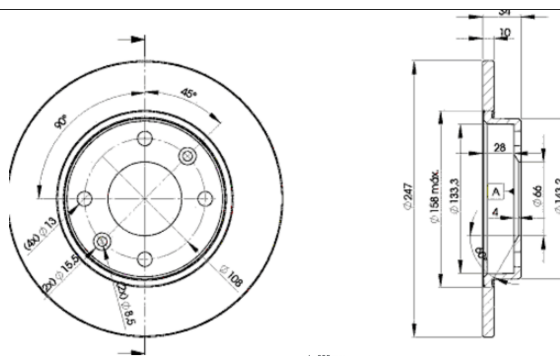


LISTA DE APLICACIONES - BUYERS GUIDE

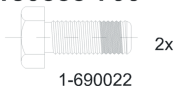
30555-4689



Weight: 8.035



180555-700



30555-4689



Lucas - Girling

89.9x62.89x17.5

Ø247x10x34

WVA

20989

21022

MAKE

CITROËN



Trac.

CC

Kw

CV



Front / Rear

CITROËN

C15 (VD_) 10.84-10.06

Box Body/MPV (LCVs-N1 Segment)

Model	Engine	Drive	CC	Kw	CV	Year	Front / Rear
1.0 (108C (XV8))	Gasolina	FWD	954	33	45	10.84-12.97	■
1.0 (108C (XV8))	Gasolina	FWD	954	33	45	10.84-12.97	■
1.0 (C1A (TU9/K))	Gasolina	FWD	954	33	45	10.84-12.97	■
1.0 (C1A (TU9/K))	Gasolina	FWD	954	33	45	10.84-12.97	■
1.0 (C1B (TU9/W))	Gasolina	FWD	954	33	45	10.84-12.97	■
1.0 (C1B (TU9/W))	Gasolina	FWD	954	33	45	10.84-12.97	■
1.0 E (TU9K)	Gasolina	FWD	954	37	50	11.92-07.96	■
1.0 E (TU9K)	Gasolina	FWD	954	37	50	11.92-07.96	■
1.1	Gasolina	FWD	1118	40	54	10.84-07.87	■
1.1	Gasolina	FWD	1118	40	54	10.84-07.87	■
1.1 (109K)	Gasolina	FWD	1124	35	48	10.84-12.96	■
1.1 (109K)	Gasolina	FWD	1124	35	48	10.84-12.96	■
1.1 (E1A)	Gasolina	FWD	1124	35	48	10.84-12.96	■
1.1 (E1A)	Gasolina	FWD	1124	35	48	10.84-12.96	■
1.1 (H1A)	Gasolina	FWD	1124	40	54	11.88-07.96	■
1.1 (H1A)	Gasolina	FWD	1124	40	54	11.88-07.96	■
1.1 i (HDZ (TU1M))	Gasolina	FWD	1124	44	60	07.88-12.96	■
1.1 i (HDZ (TU1M))	Gasolina	FWD	1124	44	60	07.88-12.96	■
1.4 E (K3A)	Gasolina	FWD	1360	40	55	07.87-12.96	■
1.4 E (K3A)	Gasolina	FWD	1360	40	55	07.87-12.96	■
1.4 E (150D (XY7))	Gasolina	FWD	1360	44	60	05.87-12.96	■
1.4 E (150D (XY7))	Gasolina	FWD	1360	44	60	05.87-12.96	■
1.4 (K1H (TU3A))	Gasolina	FWD	1360	49	67	07.87-12.96	■

LISTA DE APLICACIONES - BUYERS GUIDE

1.4 (K1H (TU3A))	Gasolina	FWD	1360	49	67	07.87-12.96	■
1.4 i (KDY (TU3FM))	Gasolina	FWD	1360	55	75	05.91-12.96	■
1.4 i (KDY (TU3FM))	Gasolina	FWD	1360	55	75	05.91-12.96	■
1.4 i (KDY (TU3M))	Gasolina	FWD	1360	55	75	05.91-12.96	■
1.4 i (KDY (TU3M))	Gasolina	FWD	1360	55	75	05.91-12.96	■
1.8 D (161A (XUD7))	Diesel	FWD	1769	44	60	07.86-12.00	■
1.8 D (161A (XUD7))	Diesel	FWD	1769	44	60	07.86-12.00	■
1.9 D (WJX (DW8B))	Diesel	FWD	1868	44	60	12.00-12.05	■
1.9 D (WJX (DW8B))	Diesel	FWD	1868	44	60	12.00-12.05	■
VISA 09.78-03.91					Hatchback (Supermini car-B Segment)		
17 D (161A (XUD7))	Diesel	FWD	1769	44	60	04.84-03.91	■
17 D (161A (XUD7))	Diesel	FWD	1769	44	60	04.84-03.91	■