

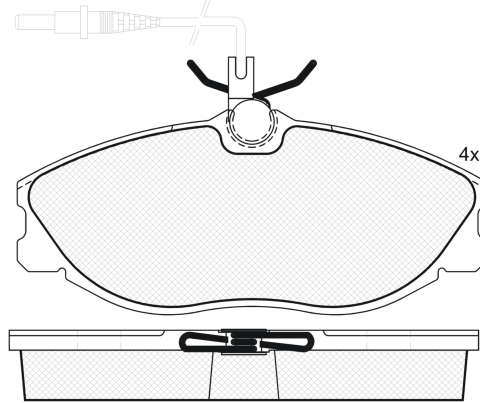
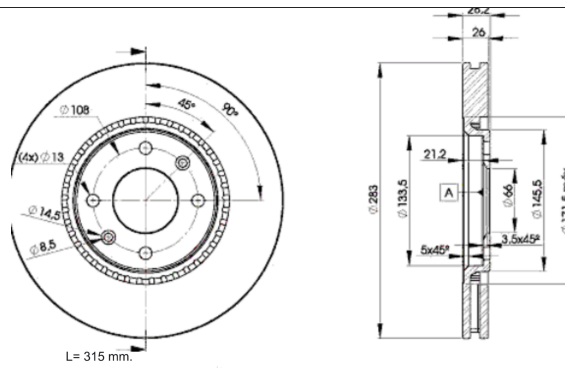
LISTA DE APLICACIONES - BUYERS GUIDE

31108-7406

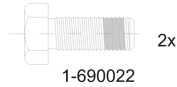


8 424073 103550

Weight: 16.375



181108-700



31108-7406



Lucas - Girling

129.85x56.5x19.3

Ø283x26x28.2

WVA

21674

MAKE

PEUGEOT



Trac.

CC

Kw

CV



Front / Rear

PEUGEOT

406 (8C) 03.97-02.05

Coupe (Large family car-D Segment)

2.0 16V (RFR (EW10J4))		Gasolina	FWD	1997	99	135	01.99-10.00	■
2.0 16V (RFR (EW10J4))		Gasolina	FWD	1997	99	135	01.99-10.00	■

406 (8E/F) 10.96-10.04

Estate (Large family car-D Segment)

2.0 16V (RFR (EW10J4))		Gasolina	FWD	1997	99	135	01.99-10.00	■
2.0 16V (RFR (EW10J4))		Gasolina	FWD	1997	99	135	01.99-10.00	■
2.0 16V (RFN (EW10J4))	-12/03	Gasolina	FWD	1997	100	136	10.00-10.04	■
2.0 16V (RFN (EW10J4))	-12/03	Gasolina	FWD	1997	100	136	10.00-10.04	■
2.0 16V HPi (RLZ (EW10D))	-12/03	Gasolina	FWD	1997	103	140	05.01-10.04	■
2.0 16V HPi (RLZ (EW10D))	-12/03	Gasolina	FWD	1997	103	140	05.01-10.04	■
2.0 16V (RFV (XU10J4R))	-12/03	Gasolina	FWD	1998	97	132	10.96-10.04	■
2.0 16V (RFV (XU10J4R))	-12/03	Gasolina	FWD	1998	97	132	10.96-10.04	■
2.0 Turbo (RGX (XU10J2TE))	01/97-	Gasolina	FWD	1998	108	147	10.96-10.04	■
2.0 Turbo (RGX (XU10J2TE))	01/97-	Gasolina	FWD	1998	108	147	10.96-10.04	■
2.2 (3FZ (EW12J4))	-12/03	Gasolina	FWD	2230	116	158	07.00-10.04	■
2.2 (3FZ (EW12J4))	-12/03	Gasolina	FWD	2230	116	158	07.00-10.04	■
3.0 24V (XFZ (ES9J4))	-12/03	Gasolina	FWD	2946	140	190	10.96-10.04	■
3.0 24V (XFZ (ES9J4))	-12/03	Gasolina	FWD	2946	140	190	10.96-10.04	■
3.0 V6 (XFX (ES9J4S))	-12/03	Gasolina	FWD	2946	152	207	03.00-10.04	■
3.0 V6 (XFX (ES9J4S))	-12/03	Gasolina	FWD	2946	152	207	03.00-10.04	■
2.0 HDI 90 (RHY (DW10TD))		Diesel	FWD	1997	66	90	02.99-10.04	■
2.0 HDI 90 (RHY (DW10TD))		Diesel	FWD	1997	66	90	02.99-10.04	■
2.1 TD 12V (P8C (XUD11BTE))	-12/99	Diesel	FWD	2088	80	109	10.96-10.04	■
2.1 TD 12V (P8C (XUD11BTE))	-12/99	Diesel	FWD	2088	80	109	10.96-10.04	■

LISTA DE APLICACIONES - BUYERS GUIDE

2.2 HDi (4HX (DW12TED4))	-12/03	Diesel	FWD	2179	98	133	03.00-10.04	■
2.2 HDi (4HX (DW12TED4))	-12/03	Diesel	FWD	2179	98	133	03.00-10.04	■
406 (8B) 08.95-01.05					Saloon (Large family car-D Segment)			
2.0 16V (RFR (EW10J4))		Gasolina	FWD	1997	99	135	01.99-08.00	■
2.0 16V (RFR (EW10J4))		Gasolina	FWD	1997	99	135	01.99-08.00	■
2.0 16V (RFN (EW10J4))	-12/03	Gasolina	FWD	1997	100	136	08.00-06.04	■
2.0 16V (RFN (EW10J4))	-12/03	Gasolina	FWD	1997	100	136	08.00-06.04	■
2.0 16V (RFV (XU10J4R))	-12/03	Gasolina	FWD	1998	97	132	11.95-05.04	■
2.0 16V (RFV (XU10J4R))	-12/03	Gasolina	FWD	1998	97	132	11.95-05.04	■
2.0 (RGY (XU10J2TE))		Gasolina	FWD	1998	104	141	11.96-03.99	■
2.0 (RGY (XU10J2TE))		Gasolina	FWD	1998	104	141	11.96-03.99	■
2.0 Turbo (RGX (XU10J2TE))	01/97-	Gasolina	FWD	1998	108	147	04.96-05.04	■
2.0 Turbo (RGX (XU10J2TE))	01/97-	Gasolina	FWD	1998	108	147	04.96-05.04	■
2.2 (3FZ (EW12J4))	-12/03	Gasolina	FWD	2230	116	158	07.00-05.04	■
2.2 (3FZ (EW12J4))	-12/03	Gasolina	FWD	2230	116	158	07.00-05.04	■
3.0 24V (XFZ (ES9J4))	-12/03	Gasolina	FWD	2946	140	190	10.96-05.04	■
3.0 24V (XFZ (ES9J4))	-12/03	Gasolina	FWD	2946	140	190	10.96-05.04	■
3.0 V6 (XFX (ES9J4S))	-12/03	Gasolina	FWD	2946	152	207	03.00-05.04	■
3.0 V6 (XFX (ES9J4S))	-12/03	Gasolina	FWD	2946	152	207	03.00-05.04	■
1.9 TD (DHX (XUD9TE))	-12/99	Diesel	FWD	1905	66	90	01.96-05.04	■
1.9 TD (DHX (XUD9TE))	-12/99	Diesel	FWD	1905	66	90	01.96-05.04	■
1.9 TD (DHY (XUD9TE))	-12/99	Diesel	FWD	1905	68	92	01.96-05.04	■
1.9 TD (DHY (XUD9TE))	-12/99	Diesel	FWD	1905	68	92	01.96-05.04	■
2.0 HDi 90 (RHY (DW10TD))		Diesel	FWD	1997	66	90	02.99-05.04	■
2.0 HDi 90 (RHY (DW10TD))		Diesel	FWD	1997	66	90	02.99-05.04	■
2.0 HDi 110 (RHZ (DW10ATED))	-12/98	Diesel	FWD	1997	80	109	06.98-08.01	■
2.0 HDi 110 (RHZ (DW10ATED))	-12/98	Diesel	FWD	1997	80	109	06.98-08.01	■
2.1 TD 12V (P8C (XUD11BTE))	-12/99	Diesel	FWD	2088	80	109	01.96-05.04	■
2.1 TD 12V (P8C (XUD11BTE))	-12/99	Diesel	FWD	2088	80	109	01.96-05.04	■
2.2 HDi (4HX (DW12TED4))	-12/03	Diesel	FWD	2179	98	133	03.00-05.04	■
2.2 HDi (4HX (DW12TED4))	-12/03	Diesel	FWD	2179	98	133	03.00-05.04	■