

LISTA DE APLICACIONES - BUYERS GUIDE

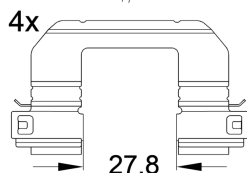
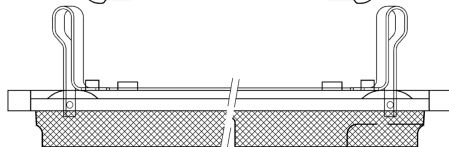
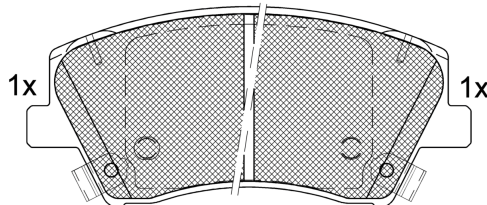
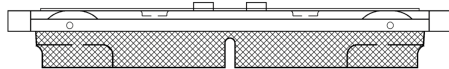
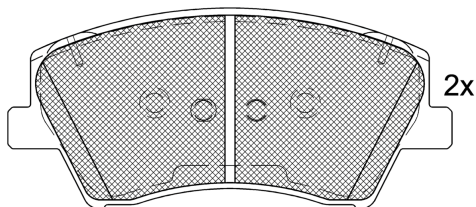
EV2314



Qty: 505

Weight: 1.685

O.E.M.	MAKE
58101-F2A00	HYUNDAI
58101-F3A00	HYUNDAI
58101-G2A00	KIA
58101-G2A10	KIA



1-Ref. 690447 E

EV2314

E 9 90R-02A1662/5234



Mando

132.6x59.8x17.6

WVA	FMSI
22518	D1912-9143
22519	
22520	

MAKE
HYUNDAI
HYUNDAI (BEIJING)
KIA



Trac.	CC	Kw	CV
-------	----	----	----



Front / Rear

HYUNDAI

Model / Description				Trac.	CC	Kw	CV	Period	■
ELANTRA IV / AVANTE (HD) 11.05-12.13									Saloon (Compact car-C Segment)
1.6 CVVT		Gasolina	FWD	1591	89	121	01.06-12.13	■	
ELANTRA V / FLUIDIC ELANTRA (MD, UD) 09.10-									Saloon (Compact car-C Segment)
1.6 CRDI (D4FB)		Diesel	FWD	1582	100	136	10.15-	■	
ELANTRA VI / AVANTE (AD, ADA) 09.15-									Saloon (Compact car-C Segment)
1.4		Gasolina	FWD	1353	95	129	06.16-	■	
1.6		Gasolina	FWD	1591	88	120	02.16-	■	
1.6		Gasolina	FWD	1591	94	128	02.16-12.20	■	
1.6		Gasolina	FWD	1591	97	132	09.15-12.20	■	
1.6 SR Turbo (G4FJ)		Gasolina	FWD	1591	150	204	02.16-12.20	■	
2.0 (G4NA)		Gasolina	FWD	1999	110	150	02.16-12.20	■	
2.0 (G4NH)		Gasolina	FWD	1999	110	150	02.16-12.20	■	
2.0 (G4NA)		Gasolina	FWD	1999	112	152	10.15-12.20	■	
2.0 MPi (G4NA)		Gasolina	FWD	1999	115	156	10.17-09.22	■	
1.6 D (D4FB)		Diesel	FWD	1582	100	136	02.16-12.20	■	
IONIQ (AE) 03.16-									Hatchback (Compact car-C Segment)
1.6 GDI Hybrid		Gasol./el éc.	FWD	1580	77	105	03.16-	■	
1.6 GDI Hybrid (G4LE)		Gasol./el éc.	FWD	1580	77	105	03.16-	■	
1.6 GDI Hybrid (G4LE)		Gasol./el éc.	FWD	1580	104	141	03.16-07.22	■	
1.6 GDI Plug-in Hybrid		Gasol./el éc.	FWD	1580	104	141	03.16-07.22	■	
Elektro		Eléctrico	FWD		25	34	03.16-	■	

LISTA DE APLICACIONES - BUYERS GUIDE

Electric (EM09)		Eléctrico	FWD		88	120	03.16-08.19	■
Electric (EM10)		Eléctrico	FWD		100	136	07.19-07.22	■
HYUNDAI (BEIJING)								
ELANTRA III / LINGDONG (AD) 03.16-					Saloon (Compact car-C Segment)			
1.6		Gasolina	FWD	1591	94	128	03.16-	■
1.6		Gasolina	FWD	1591	95	130	03.16-	■
KIA								
NIRO (DE) 09.16-					SUV (Mini SUV-J Segment)			
1.6 GDI Hybrid (G4LE)		Gasol./el éc.	FWD	1580	77	105	09.16-	■
1.6 GDI Hybrid		Gasol./el éc.	FWD	1580	77	105	09.16-	■
1.6 GDI Hybrid		Gasol./el éc.	FWD	1580	104	141	09.16-08.22	■
1.6 GDI Plug-in Hybrid (G4LE)		Gasol./el éc.	FWD	1580	104	141	09.16-08.22	■
1.6 GDI Hybrid		Gasol./el éc.	FWD	1580	107	145	09.16-	■
E-NIRO		Eléctrico	FWD		100	136	08.18-08.22	■
E-NIRO (EM16)		Eléctrico	FWD		150	204	08.18-08.22	■
NIRO Van (DE) 09.16-					SUV Van (Mini SUV-J Segment)			
GDI Hybrid (G4LE)		Gasol./el éc.	FWD	1580	77	105	09.16-	■
GDI Hybrid		Gasol./el éc.	FWD	1580	104	141	09.16-	■